

Animal Feed/Fodder Market Actors Mapping

Aleppo October 2023

DISTRICT: Afrin
SUB-DISTRICT: Afrin

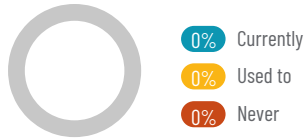


Business Type




Support Status

Received Support

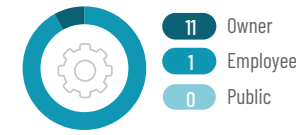


Source of Support

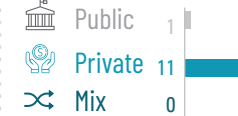


Business Status

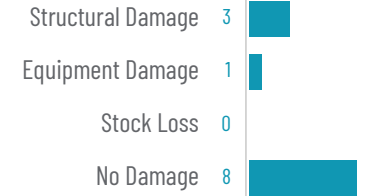
Management



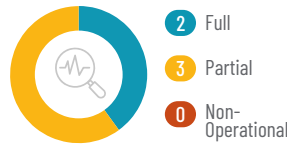
Ownership



Processing Facility Infrastructure Damages



Factory Functionality

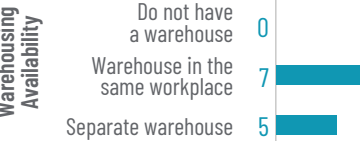


Reasons for Partial Functionality

Increase in input/raw materials prices, No support available for local production

Cost	USD
Building Rehabilitation	1,800
Equipment Maintenance	200

Warehousing




Warehousing space in M² / Quantity of Stored Animal Feed in MT



Selling Modalities

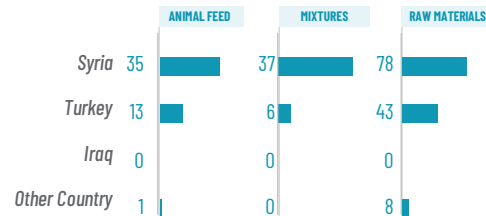


Sell Products / Buy Raw Materials

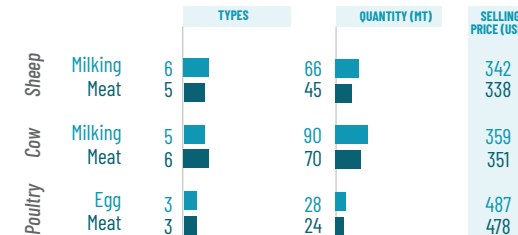


Production


Inputs Purchase Source



Green Fodder and Animal Feed Produced



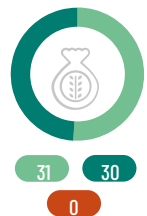
Animal Feed Mixtures



Availability

Always Available Available Fairly Available Not Available

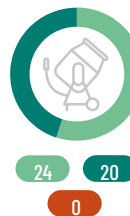
Raw Materials



Animal Feed



Mixture



Testing Laboratory



Change between 2022 & 2023

Increase Decrease No Change


Supply



Demand



Production Change



Animal Feed/Fodder Market Actors Mapping

Aleppo October 2023

DISTRICT: Azaz
SUB-DISTRICT: Aghtrin

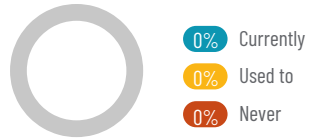


Business Type




Support Status

Received Support

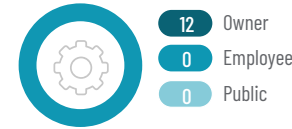


Source of Support

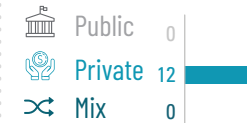


Business Status

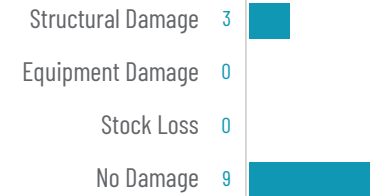
Management



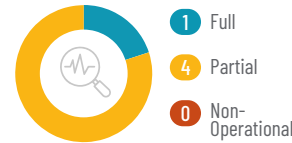
Ownership



Processing Facility Infrastructure Damages



Factory Functionality

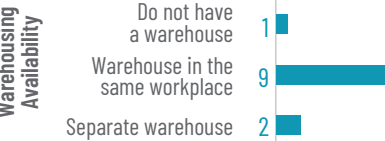


Reasons for Partial Functionality

Decrease in demand for feed/fodder, Decrease in availability of livestock

Cost	USD
Building Rehabilitation	1,400
Equipment Maintenance	N/A


Warehousing



Warehousing space in M²
Average 380

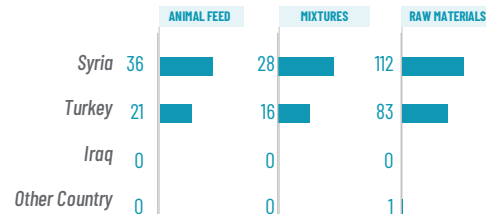
Quantity of Stored Animal Feed in MT
Average 382
Sum 4,200

Selling Modalities

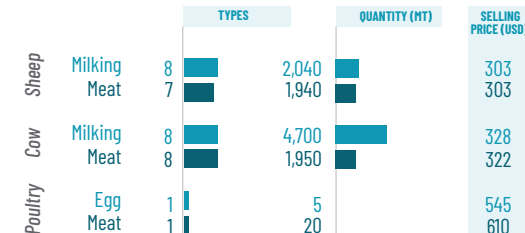


Production

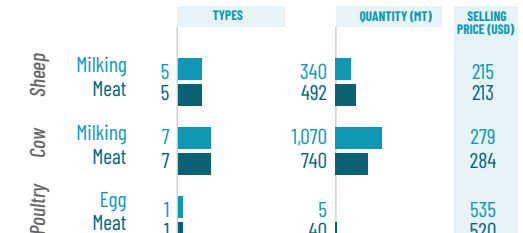
Inputs Purchase Source



Green Fodder and Animal Feed Produced



Animal Feed Mixtures



Availability

Always Available Available Fairly Available Not Available

Raw Materials



Animal Feed



Mixture



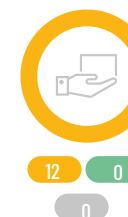
Testing Laboratory



Change between 2022 & 2023

Increase Decrease No Change


Supply



Demand



Production Change



Animal Feed/Fodder Market Actors Mapping

Aleppo October 2023



DISTRICT: Al Bab
SUB-DISTRICT: Al Bab

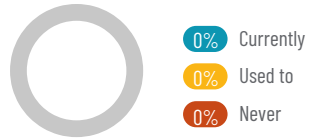


Business Type




Support Status

Received Support

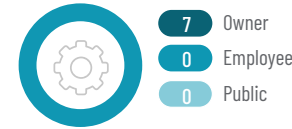


Source of Support

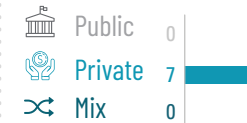


Business Status

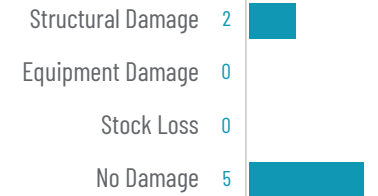
Management



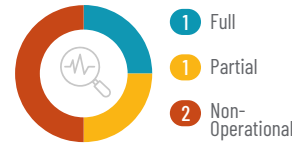
Ownership



Processing Facility Infrastructure Damages



Factory Functionality

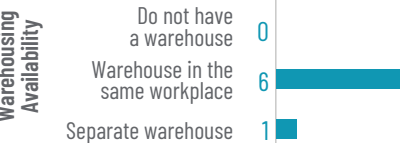


Reasons for Partial Functionality

Decrease in demand for feed/fodder

Cost	USD
Building Rehabilitation	2,700
Equipment Maintenance	N/A

Warehousing




Warehousing space in M² / Quantity of Stored Animal Feed in MT



Selling Modalities

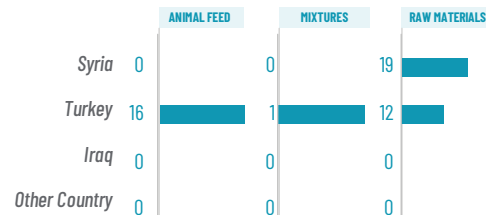


Sell Products / Buy Raw Materials

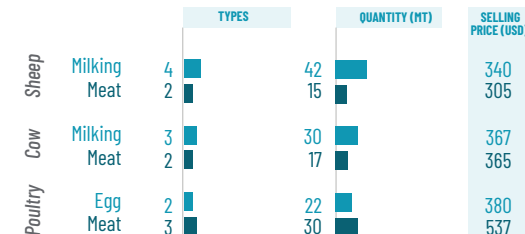


Production

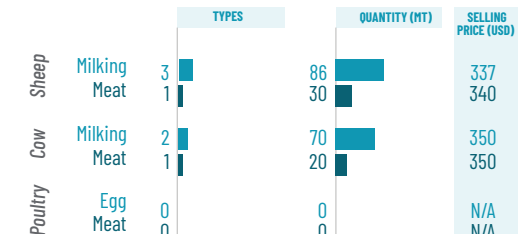
Inputs Purchase Source



Green Fodder and Animal Feed Produced



Animal Feed Mixtures



Availability

● Always Available ● Available ● Fairly Available ● Not Available

Raw Materials



Animal Feed



Mixture



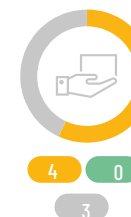
Testing Laboratory



Change between 2022 & 2023

● Increase ● Decrease ● No Change


Supply



Demand



Production Change



Animal Feed/Fodder Market Actors Mapping

Idleb October 2023

DISTRICT: Ariha
SUB-DISTRICT: Ariha

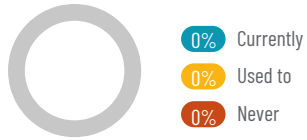


Business Type




Support Status

Received Support

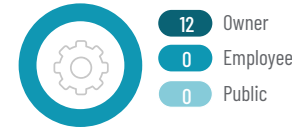


Source of Support

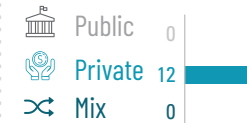


Business Status

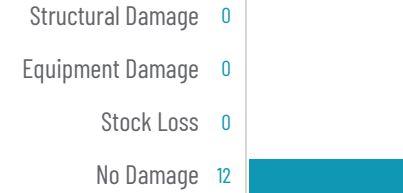
Management



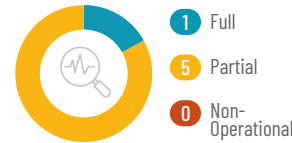
Ownership



Processing Facility Infrastructure Damages



Factory Functionality

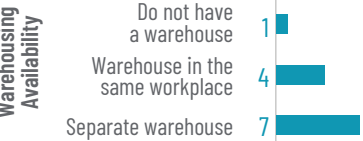


Reasons for Partial Functionality

Increase in input/raw materials prices, Decrease in demand for feed/fodder, Decrease in availability of livestock

Cost	USD
Building Rehabilitation	N/A
Equipment Maintenance	N/A

Warehousing



Warehousing space in M²
Average 138

Quantity of Stored Animal Feed in MT
Average 92
Sum 1,009

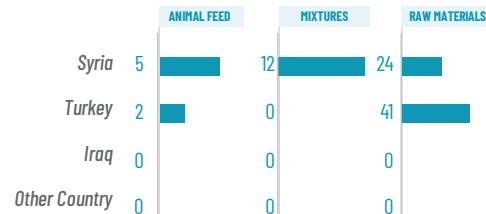
Selling Modalities



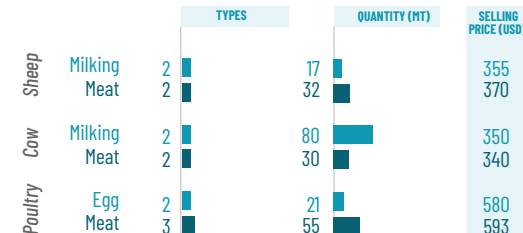
Sell Products		Buy Raw Materials	
USD	12	USD	12
SYP	0	SYP	0
TL	0	TL	0

Production

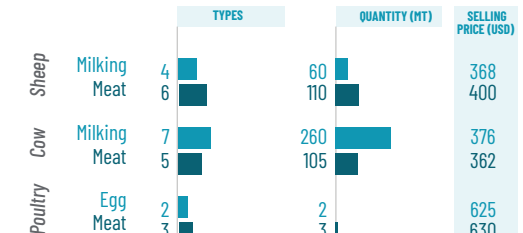
Inputs Purchase Source



Green Fodder and Animal Feed Produced



Animal Feed Mixtures



Availability

Always Available Available Fairly Available Not Available

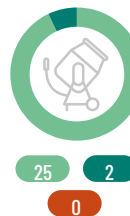
Raw Materials



Animal Feed



Mixture



Testing Laboratory



Change between 2022 & 2023

Increase Decrease No Change

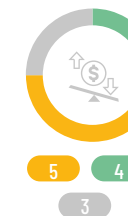
Supply



Demand



Production Change



Animal Feed/Fodder Market Actors Mapping

Aleppo October 2023

DISTRICT: Al Bab
SUB-DISTRICT: Arima

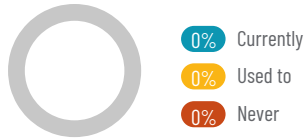


Business Type




Support Status

Received Support

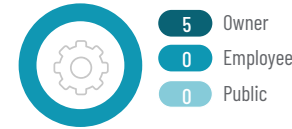


Source of Support

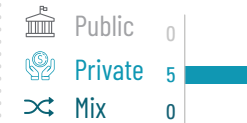


Business Status

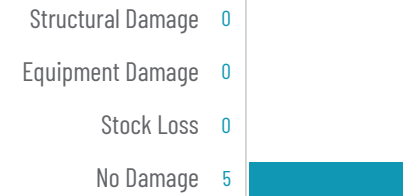
Management



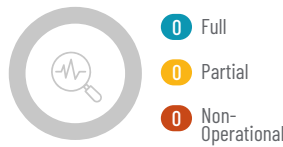
Ownership



Processing Facility Infrastructure Damages



Factory Functionality

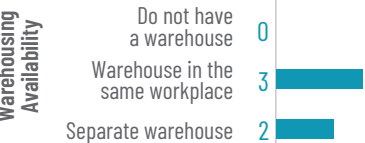


Reasons for Partial Functionality

N/A

Cost	USD
Building Rehabilitation	N/A
Equipment Maintenance	N/A

Warehousing



Warehousing space in M² / Quantity of Stored Animal Feed in MT



Selling Modalities

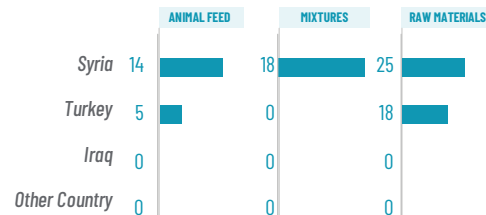


Sell Products / Buy Raw Materials

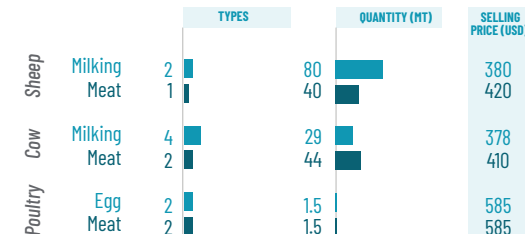


Production

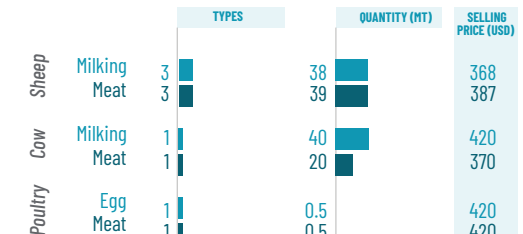
Inputs Purchase Source



Green Fodder and Animal Feed Produced



Animal Feed Mixtures



Availability

Always Available Available Fairly Available Not Available

Raw Materials



Animal Feed



Mixture



Testing Laboratory



Change between 2022 & 2023

Increase Decrease No Change


Supply



Demand



Production Change



Animal Feed/Fodder Market Actors Mapping

Idleb October 2023

DISTRICT: Harim
SUB-DISTRICT: Armanaz

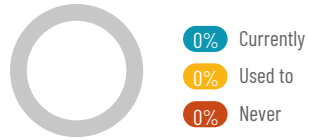


Business Type




Support Status

Received Support

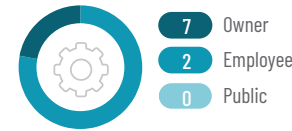


Source of Support

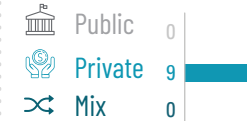


Business Status

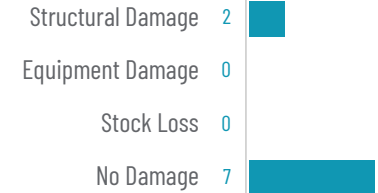
Management



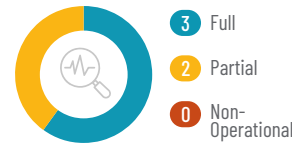
Ownership



Processing Facility Infrastructure Damages



Factory Functionality

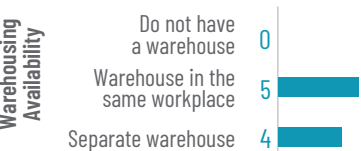


Reasons for Partial Functionality

Decrease in demand for feed/fodder, Decrease in availability of livestock, Instability of exchange rate of the USD

Cost	USD
Building Rehabilitation	35,000
Equipment Maintenance	N/A

Warehousing



Warehousing space in M²

Average 238

Quantity of Stored Animal Feed in MT

Average 69
Sum 625

Selling Modalities

Cash 9
Credit 8

Sell Products

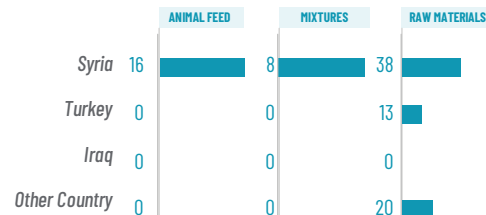
USD 9
SYP 0
TL 0

Buy Raw Materials

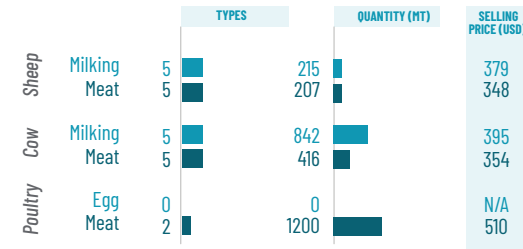
USD 9
SYP 0
TL 0

Production

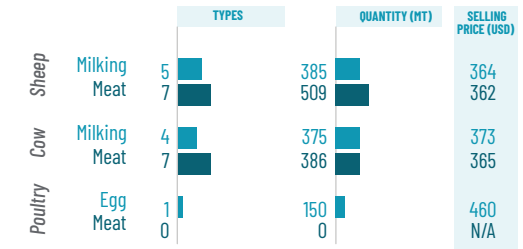
Inputs Purchase Source



Green Fodder and Animal Feed Produced



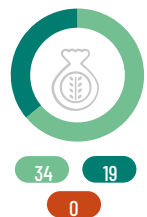
Animal Feed Mixtures



Availability

Always Available Available Fairly Available Not Available

Raw Materials



Animal Feed



Mixture



Testing Laboratory



Change between 2022 & 2023

Increase Decrease No Change

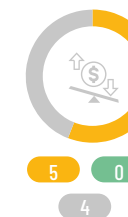
Supply



Demand



Production Change



Animal Feed/Fodder Market Actors Mapping

Aleppo October 2023

DISTRICT: Al Bab
SUB-DISTRICT: Ar-Ra'ee

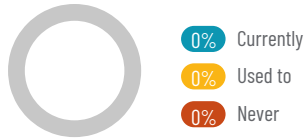


Business Type




Support Status

Received Support

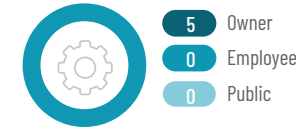


Source of Support

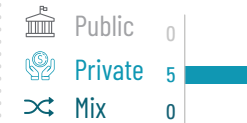


Business Status


Management



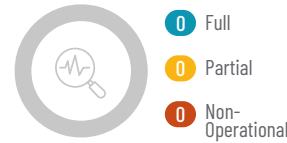
Ownership



Processing Facility Infrastructure Damages



Factory Functionality

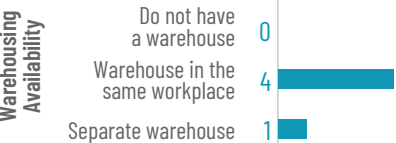


Reasons for Partial Functionality

N/A

Cost	USD
Building Rehabilitation	250
Equipment Maintenance	N/A


Warehousing



Warehousing space in M² / Quantity of Stored Animal Feed in MT

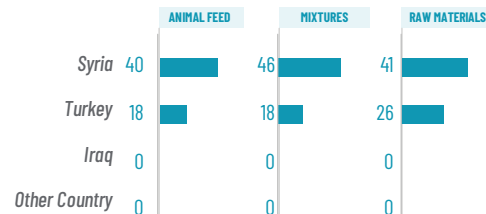


Selling Modalities

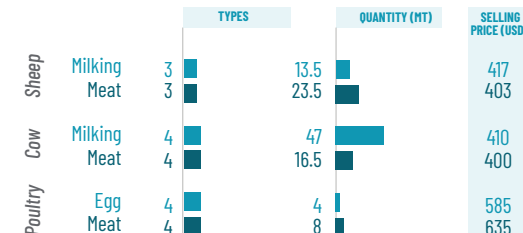


Production

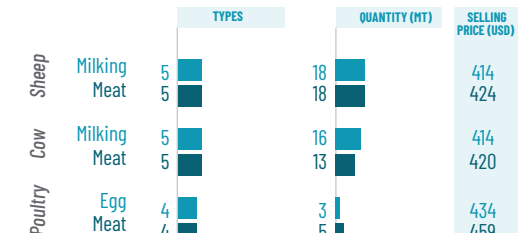
Inputs Purchase Source



Green Fodder and Animal Feed Produced



Animal Feed Mixtures



Availability

Always Available Available Fairly Available Not Available

Raw Materials



Animal Feed



Mixture



Testing Laboratory



Change between 2022 & 2023

Increase Decrease No Change


Supply



Demand



Production Change



Animal Feed/Fodder Market Actors Mapping

Aleppo October 2023

DISTRICT: Jebel Saman
SUB-DISTRICT: Atareb

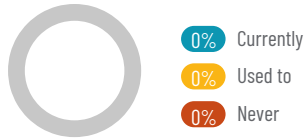


Business Type




Support Status

Received Support

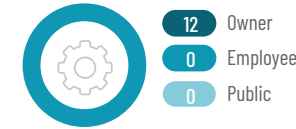


Source of Support

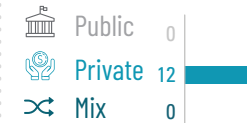


Business Status

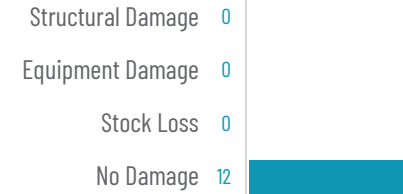
Management



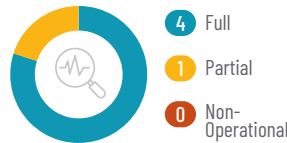
Ownership



Processing Facility Infrastructure Damages



Factory Functionality

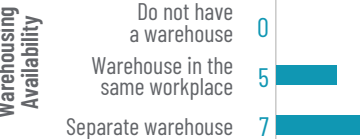


Reasons for Partial Functionality

Increase in input/raw materials prices, Decrease in demand for feed/fodder, Low financial liquidity

Cost	USD
Building Rehabilitation	N/A
Equipment Maintenance	N/A

Warehousing

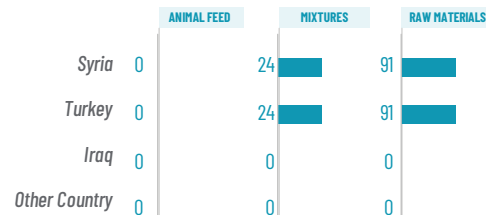


Warehousing space in M² / Quantity of Stored Animal Feed in MT

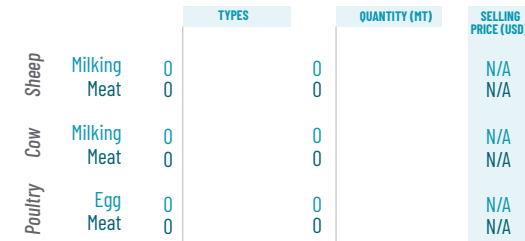


Production

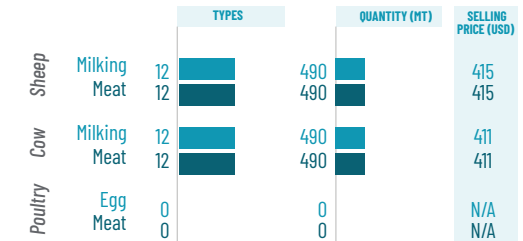
Inputs Purchase Source



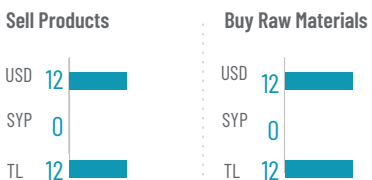
Green Fodder and Animal Feed Produced



Animal Feed Mixtures



Selling Modalities



Availability

Always Available Available Fairly Available Not Available

Raw Materials



Animal Feed



Mixture



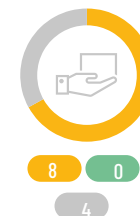
Testing Laboratory




Change between 2022 & 2023

Increase Decrease No Change


Supply



Demand



Production Change



Animal Feed/Fodder Market Actors Mapping

Aleppo October 2023

DISTRICT: Azaz
SUB-DISTRICT: Azaz

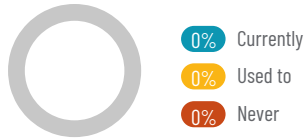


Business Type




Support Status

Received Support

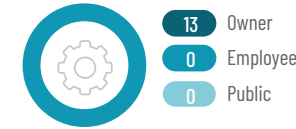


Source of Support

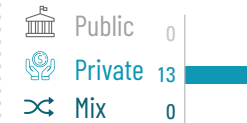


Business Status

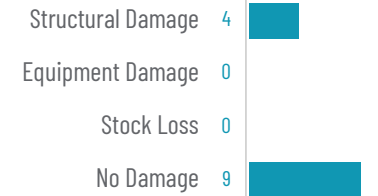
Management



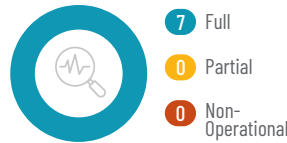
Ownership



Processing Facility Infrastructure Damages



Factory Functionality

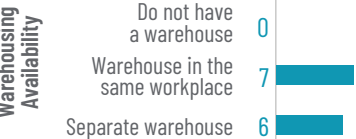


Reasons for Partial Functionality

N/A

Cost	USD
Building Rehabilitation	1,400
Equipment Maintenance	N/A

Warehousing



Warehousing space in M²

Average 405

Quantity of Stored Animal Feed in MT

Average 171
Sum 2,225

Selling Modalities

Cash 13
Credit 12

Sell Products

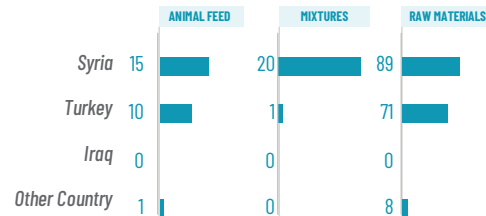
USD 13
SYP 0
TL 4

Buy Raw Materials

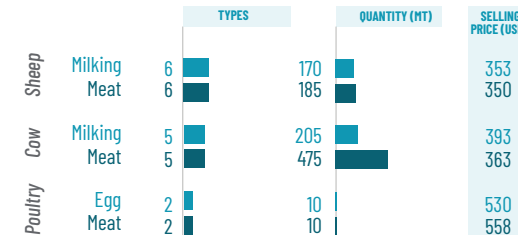
USD 13
SYP 0
TL 2

Production

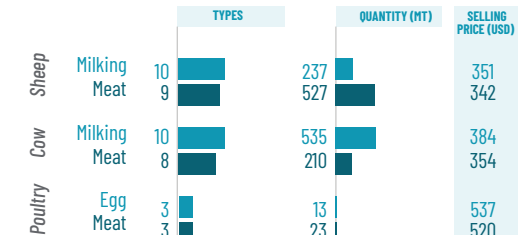
Inputs Purchase Source



Green Fodder and Animal Feed Produced



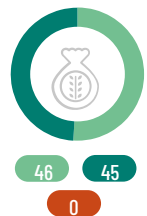
Animal Feed Mixtures



Availability

Always Available Available Fairly Available Not Available

Raw Materials



Animal Feed



Mixture



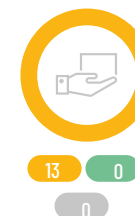
Testing Laboratory



Change between 2022 & 2023

Increase Decrease No Change


Supply



Demand



Production Change



Animal Feed/Fodder Market Actors Mapping

Idleb October 2023

DISTRICT: Jisr-Ash-Shugur
SUB-DISTRICT: Badama

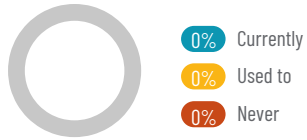


Business Type




Support Status

Received Support

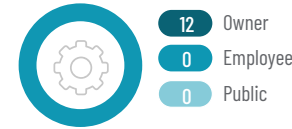


Source of Support

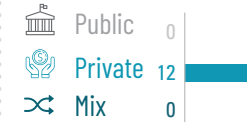


Business Status

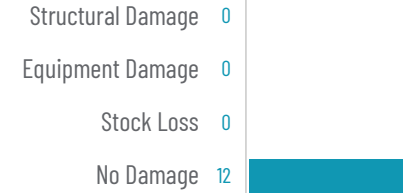
Management



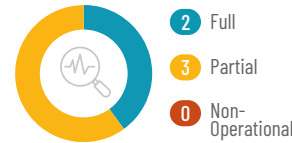
Ownership



Processing Facility Infrastructure Damages



Factory Functionality

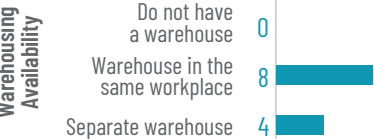


Reasons for Partial Functionality

Increase in competition between businesses,
Decrease in availability of livestock

Cost	USD
Building Rehabilitation	N/A
Equipment Maintenance	N/A

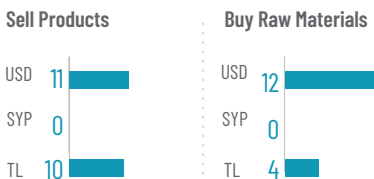
Warehousing



Warehousing space in M² / Quantity of Stored Animal Feed in MT

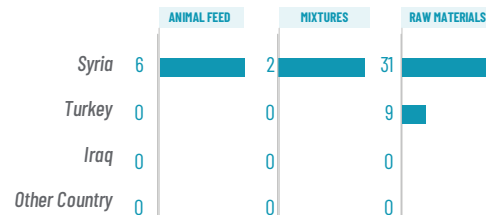


Selling Modalities

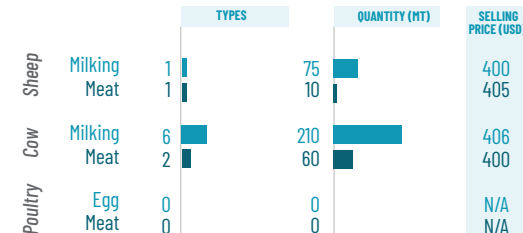


Production

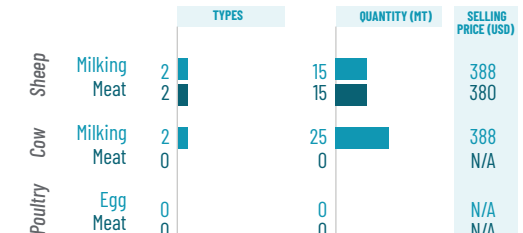
Inputs Purchase Source



Green Fodder and Animal Feed Produced



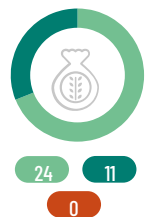
Animal Feed Mixtures



Availability

Always Available Available Fairly Available Not Available

Raw Materials



Animal Feed



Mixture



Testing Laboratory



Change between 2022 & 2023

Increase Decrease No Change

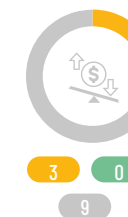
Supply



Demand



Production Change



Animal Feed/Fodder Market Actors Mapping

Idleb October 2023

DISTRICT: Idleb
SUB-DISTRICT: Bennsh

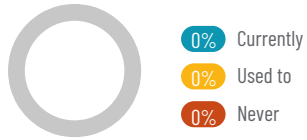


Business Type




Support Status

Received Support

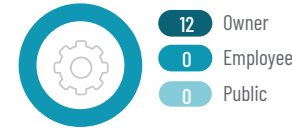


Source of Support

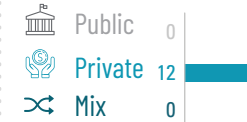


Business Status

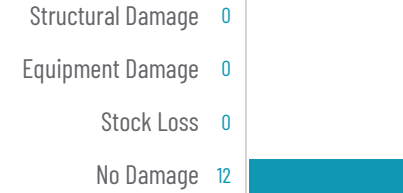
Management



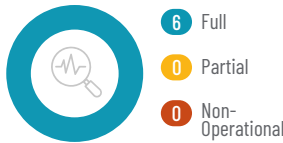
Ownership



Processing Facility Infrastructure Damages



Factory Functionality

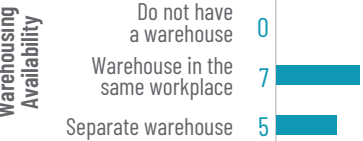


Reasons for Partial Functionality

N/A

Cost	USD
Building Rehabilitation	N/A
Equipment Maintenance	N/A

Warehousing



Warehousing space in M² / Quantity of Stored Animal Feed in MT

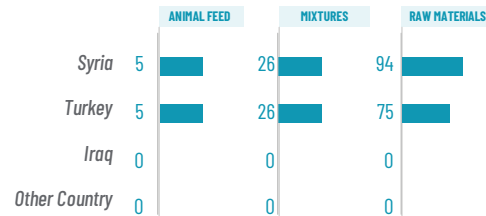


Selling Modalities

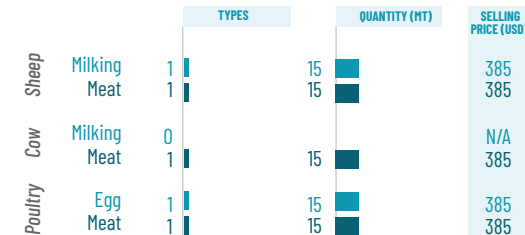


Production

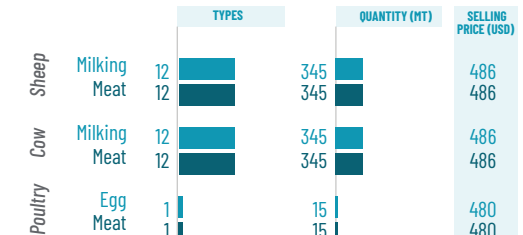
Inputs Purchase Source



Green Fodder and Animal Feed Produced



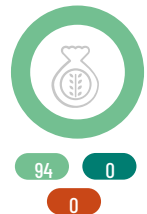
Animal Feed Mixtures



Availability

Always Available Available Fairly Available Not Available

Raw Materials



Animal Feed



Mixture



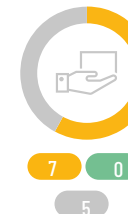
Testing Laboratory




Change between 2022 & 2023

Increase Decrease No Change

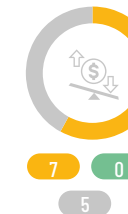
Supply



Demand



Production Change



Animal Feed/Fodder Market Actors Mapping

Aleppo October 2023

DISTRICT: Afrin
SUB-DISTRICT: Bulbul

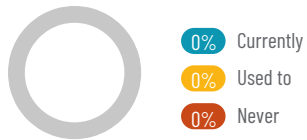


Business Type




Support Status

Received Support

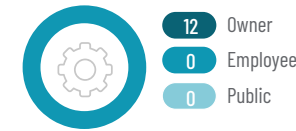


Source of Support

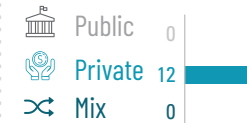


Business Status

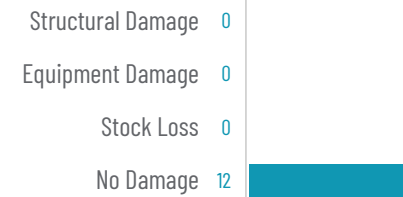
Management



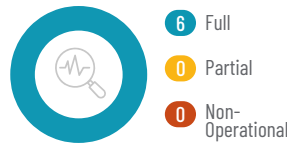
Ownership



Processing Facility Infrastructure Damages



Factory Functionality

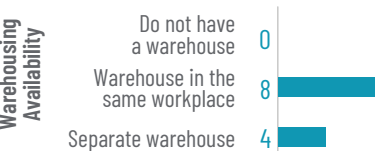


Reasons for Partial Functionality

N/A

Cost	USD
Building Rehabilitation	N/A
Equipment Maintenance	N/A

Warehousing



Warehousing space in M²

Average 34

Quantity of Stored Animal Feed in MT

Average 14
Sum 165

Selling Modalities

Cash 12
Credit 8

Sell Products

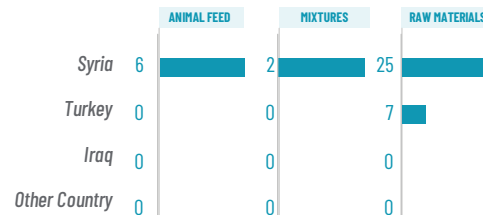
USD 12
SYP 0
TL 10

Buy Raw Materials

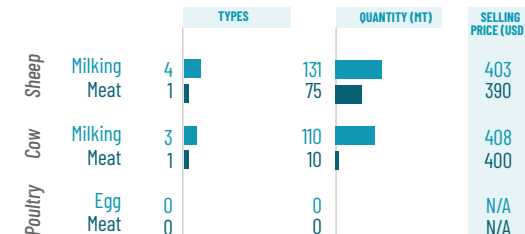
USD 12
SYP 0
TL 4

Production

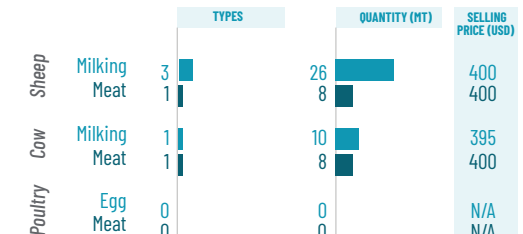
Inputs Purchase Source



Green Fodder and Animal Feed Produced



Animal Feed Mixtures



Availability

Always Available Available Fairly Available Not Available

Raw Materials



Animal Feed



Mixture



Testing Laboratory



Change between 2022 & 2023

Increase Decrease No Change


Supply



Demand



Production Change



Animal Feed/Fodder Market Actors Mapping

Idleb October 2023

DISTRICT: Harim
SUB-DISTRICT: Dana

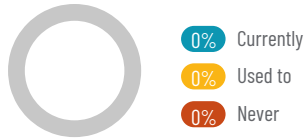


Business Type




Support Status

Received Support

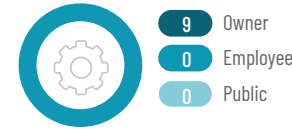


Source of Support

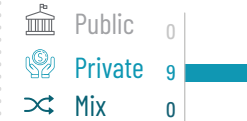


Business Status


Management



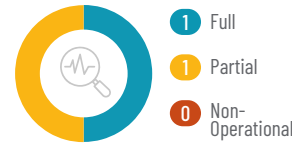
Ownership



Processing Facility Infrastructure Damages



Factory Functionality

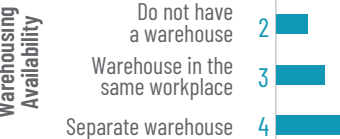


Reasons for Partial Functionality

Low financial liquidity, No support available for local production, Instability of exchange rate of the USD

Cost	USD
Building Rehabilitation	350
Equipment Maintenance	N/A

Warehousing



Warehousing space in M²
Average 101

Quantity of Stored Animal Feed in MT
Average 39
Sum 275

Average 101

Average 39
Sum 275

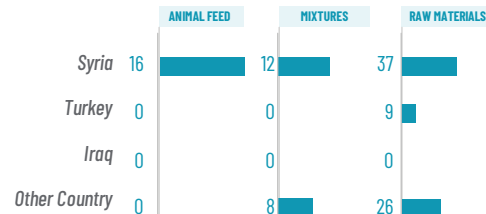
Selling Modalities



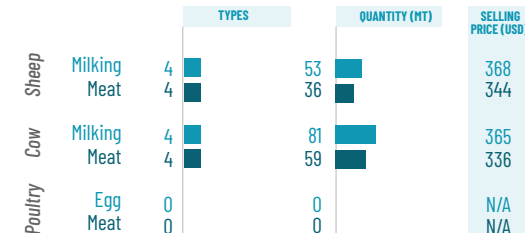
Sell Products		Buy Raw Materials	
9	USD	9	USD
0	SYP	0	SYP
0	TL	0	TL

Production

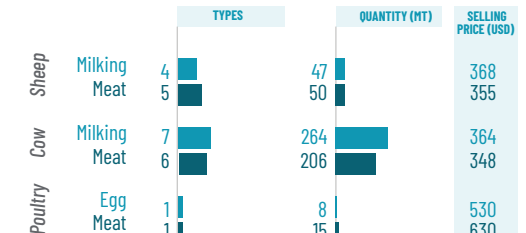
Inputs Purchase Source



Green Fodder and Animal Feed Produced



Animal Feed Mixtures



Availability

Always Available Available Fairly Available Not Available

Raw Materials



Animal Feed



Mixture



Testing Laboratory



Change between 2022 & 2023

Increase Decrease No Change


Supply



Demand



Production Change



Animal Feed/Fodder Market Actors Mapping

Aleppo October 2023



DISTRICT: Jebel Saman
SUB-DISTRICT: Daret Azza

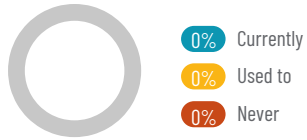


Business Type




Support Status

Received Support

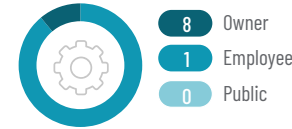


Source of Support

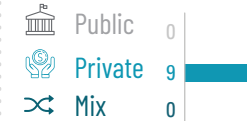


Business Status

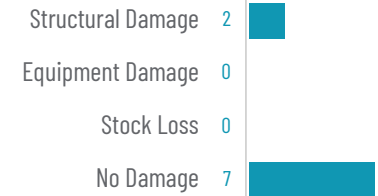
Management



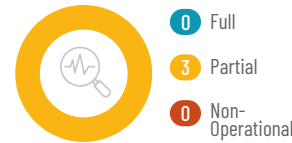
Ownership



Processing Facility Infrastructure Damages



Factory Functionality

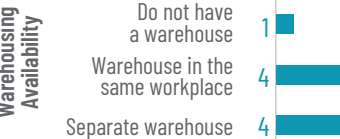


Reasons for Partial Functionality

Increase in input/raw materials prices, Low financial liquidity, No support available for local production

Cost	USD
Building Rehabilitation	10,750
Equipment Maintenance	N/A

Warehousing



Warehousing space in M²

Average 178

Quantity of Stored Animal Feed in MT

Average 117
Sum 1,053

Selling Modalities

Cash 9
Credit 6

Sell Products

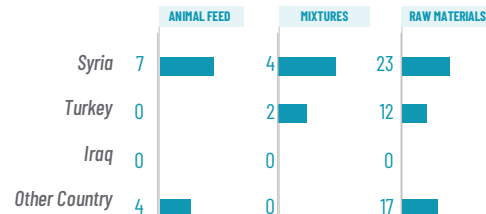
USD 9
SYP 0
TL 3

Buy Raw Materials

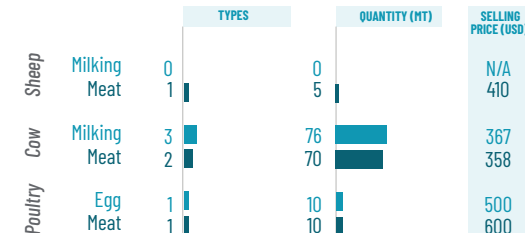
USD 9
SYP 0
TL 0

Production


Inputs Purchase Source



Green Fodder and Animal Feed Produced



Animal Feed Mixtures



Availability

Always Available Available Fairly Available Not Available

Raw Materials



Animal Feed



Mixture



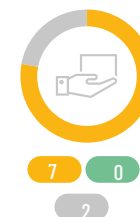
Testing Laboratory




Change between 2022 & 2023

Increase Decrease No Change


Supply



Demand



Production Change



Animal Feed/Fodder Market Actors Mapping

Idleb October 2023

DISTRICT: Jisr-Ash-Shugur
SUB-DISTRICT: Darkosh

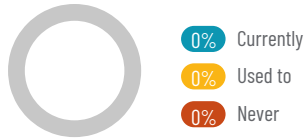


Business Type




Support Status

Received Support

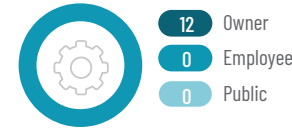


Source of Support

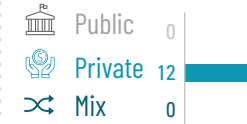


Business Status

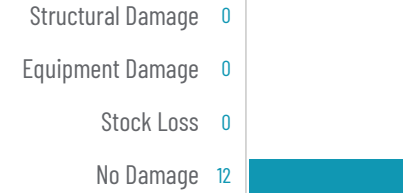
Management



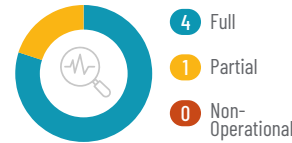
Ownership



Processing Facility Infrastructure Damages



Factory Functionality

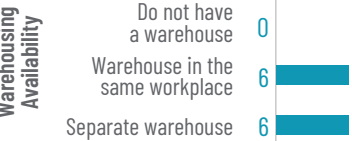


Reasons for Partial Functionality

Decrease in demand for feed/fodder, Increase in competition between businesses, Decrease in availability of livestock

Cost	USD
Building Rehabilitation	N/A
Equipment Maintenance	N/A

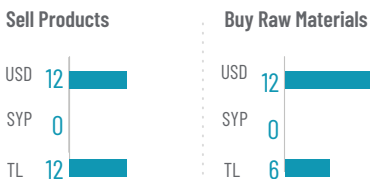
Warehousing



Warehousing space in M² / Quantity of Stored Animal Feed in MT

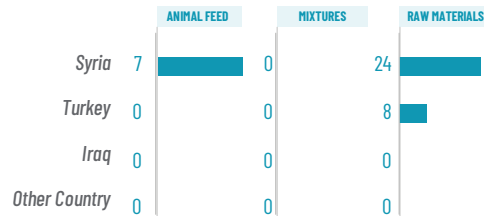


Selling Modalities

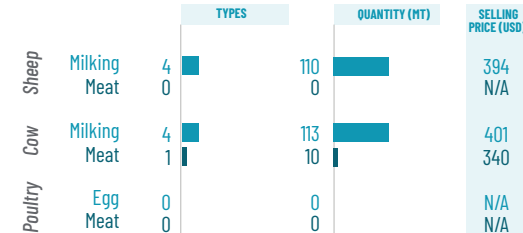


Production

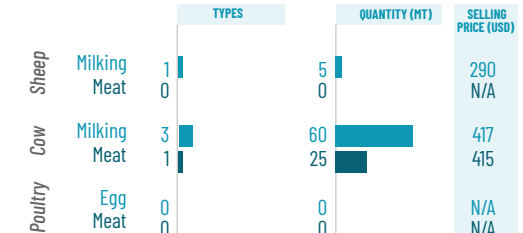
Inputs Purchase Source



Green Fodder and Animal Feed Produced



Animal Feed Mixtures



Availability

Always Available Available Fairly Available Not Available

Raw Materials



Animal Feed



Mixture



Testing Laboratory



Change between 2022 & 2023

Increase Decrease No Change

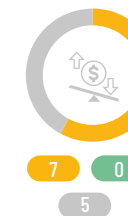
Supply



Demand



Production Change



Animal Feed/Fodder Market Actors Mapping

Idleb October 2023

DISTRICT: Ariha
SUB-DISTRICT: Ehem

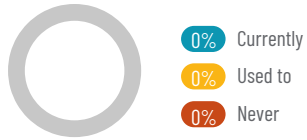


Business Type




Support Status

Received Support

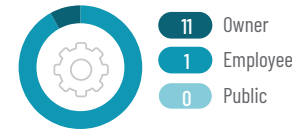


Source of Support

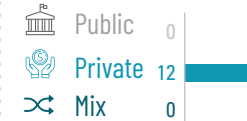


Business Status

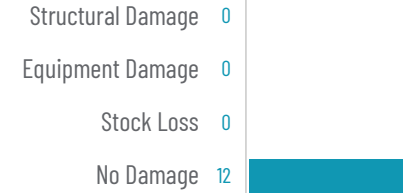
Management



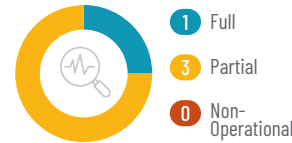
Ownership



Processing Facility Infrastructure Damages



Factory Functionality

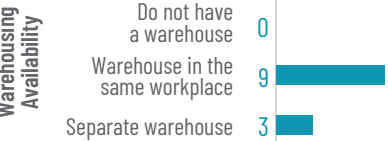


Reasons for Partial Functionality

Decrease in demand for feed/fodder, Increase in competition between businesses, Decrease in availability of livestock

Cost	USD
Building Rehabilitation	N/A
Equipment Maintenance	N/A

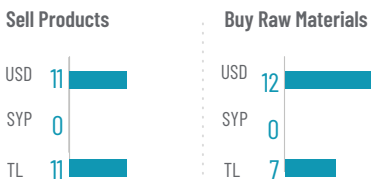
Warehousing



Warehousing space in M² / Quantity of Stored Animal Feed in MT

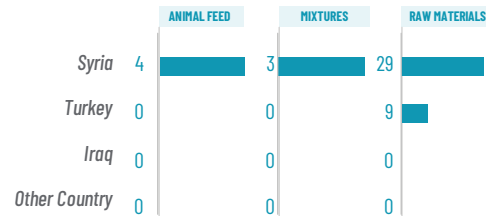


Selling Modalities

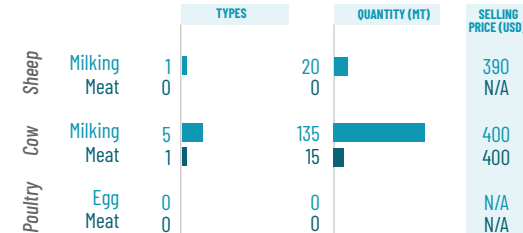


Production

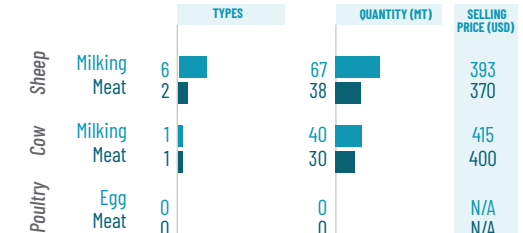
Inputs Purchase Source



Green Fodder and Animal Feed Produced



Animal Feed Mixtures



Availability

Always Available Available Fairly Available Not Available

Raw Materials



Animal Feed



Mixture



Testing Laboratory



Change between 2022 & 2023

Increase Decrease No Change

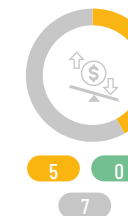
Supply



Demand



Production Change



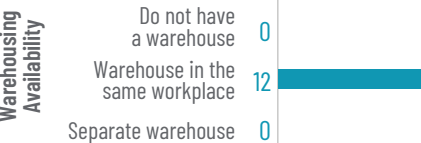
Animal Feed/Fodder Market Actors Mapping

Ar-Raqqa October 2023

DISTRICT: Tell Abiad
SUB-DISTRICT: Ein Issa



Warehousing



Warehousing space in M²



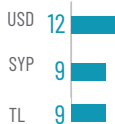
Quantity of Stored Animal Feed in MT



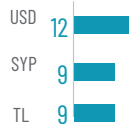
Selling Modalities



Sell Products



Buy Raw Materials

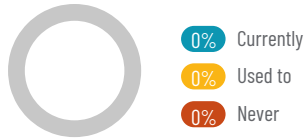


Business Type




Support Status

Received Support

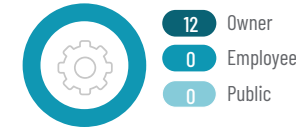


Source of Support

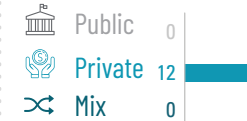


Business Status

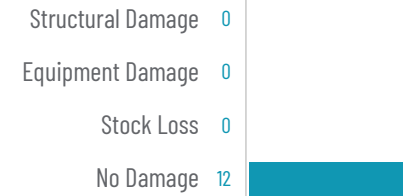
Management



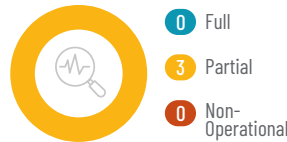
Ownership



Processing Facility Infrastructure Damages



Factory Functionality



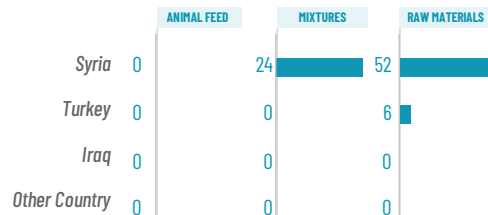
Reasons for Partial Functionality

Low financial liquidity, No support available for local production, Instability of exchange rate of the USD

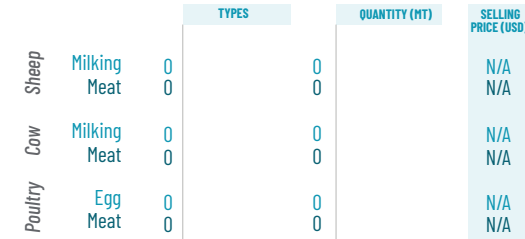
Cost	USD
Building Rehabilitation	N/A
Equipment Maintenance	N/A

Production

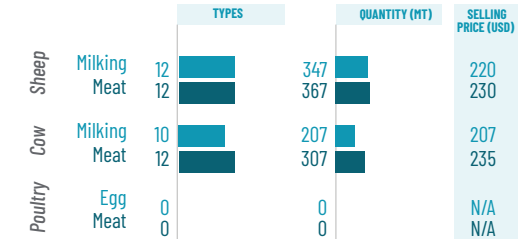
Inputs Purchase Source



Green Fodder and Animal Feed Produced




Animal Feed Mixtures




Availability

Always Available, Available, Fairly Available, Not Available

Raw Materials



Animal Feed



Mixture



Testing Laboratory



Change between 2022 & 2023

Increase, Decrease, No Change

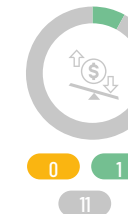
Supply



Demand



Production Change



Animal Feed/Fodder Market Actors Mapping

Aleppo October 2023

DISTRICT: Jarablus
SUB-DISTRICT: Ghandorah

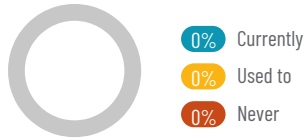


Business Type




Support Status

Received Support

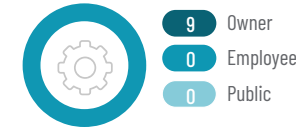


Source of Support

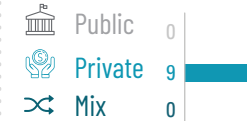


Business Status

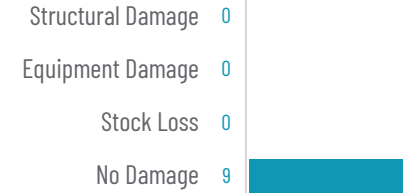
Management



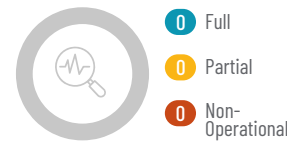
Ownership



Processing Facility Infrastructure Damages



Factory Functionality

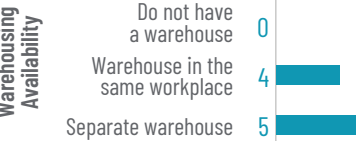


Reasons for Partial Functionality

N/A

Cost	USD
Building Rehabilitation	N/A
Equipment Maintenance	N/A

Warehousing



Warehousing space in M²

Average 217

Quantity of Stored Animal Feed in MT

Average 68
Sum 615

Selling Modalities

Cash 9
Credit 3

Sell Products

USD 9
SYP 0
TL 0

Buy Raw Materials

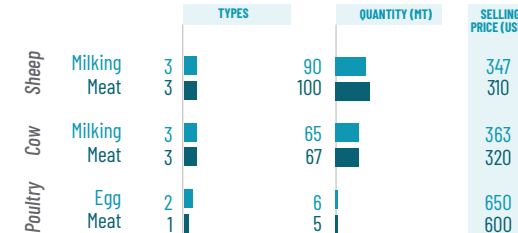
USD 9
SYP 0
TL 0

Production

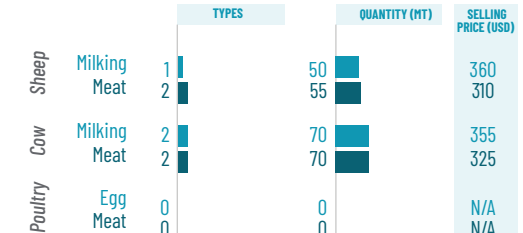
Inputs Purchase Source



Green Fodder and Animal Feed Produced




Animal Feed Mixtures



Availability

Always Available Available Fairly Available Not Available

Raw Materials



Animal Feed



Mixture



Testing Laboratory



Change between 2022 & 2023

Increase Decrease No Change

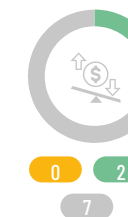
Supply



Demand



Production Change



Animal Feed/Fodder Market Actors Mapping

Idleb October 2023

DISTRICT: Harim
SUB-DISTRICT: Harim

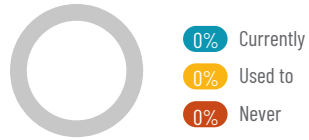


Business Type




Support Status

Received Support

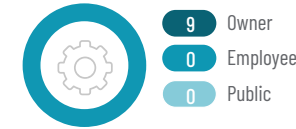


Source of Support

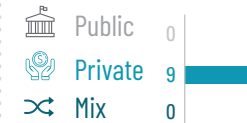


Business Status

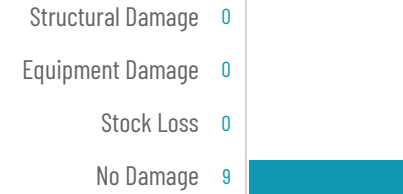
Management



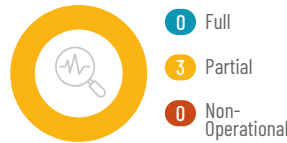
Ownership



Processing Facility Infrastructure Damages



Factory Functionality

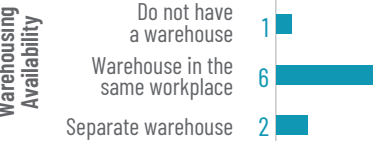


Reasons for Partial Functionality

Increase in competition between businesses, Low financial liquidity

Cost	USD
Building Rehabilitation	N/A
Equipment Maintenance	N/A

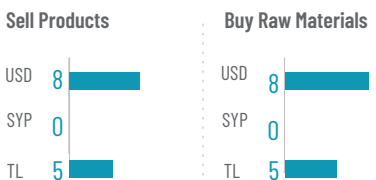
Warehousing



Warehousing space in M² / Quantity of Stored Animal Feed in MT

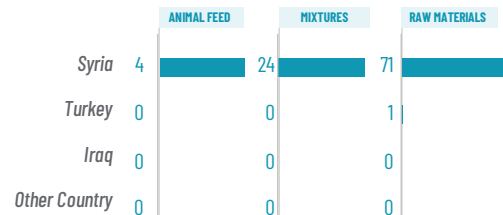


Selling Modalities




Production

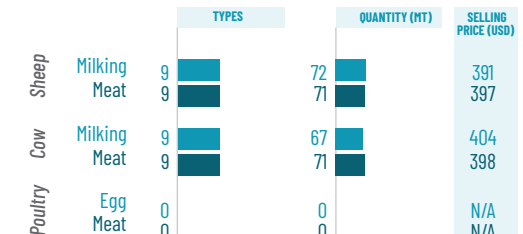
Inputs Purchase Source



Green Fodder and Animal Feed Produced



Animal Feed Mixtures



Availability

Always Available Available Fairly Available Not Available

Raw Materials



Animal Feed



Mixture



Testing Laboratory



Change between 2022 & 2023

Increase Decrease No Change


Supply



Demand



Production Change



Animal Feed/Fodder Market Actors Mapping

Idleb October 2023

DISTRICT: Idleb
SUB-DISTRICT: Idleb

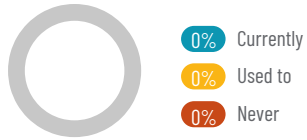


Business Type




Support Status

Received Support

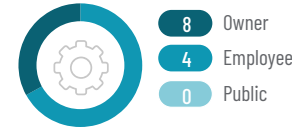


Source of Support

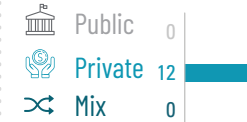


Business Status

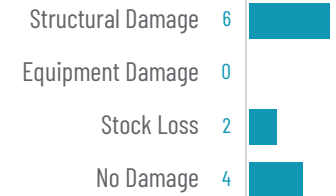
Management



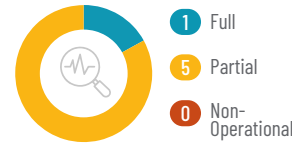
Ownership



Processing Facility Infrastructure Damages



Factory Functionality

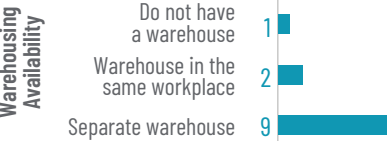


Reasons for Partial Functionality

No support available for local production, Increase in input/raw materials prices, Decrease in availability of livestock

Cost	USD
Building Rehabilitation	12,000
Equipment Maintenance	N/A


Warehousing



Warehousing space in M² and Quantity of Stored Animal Feed in MT

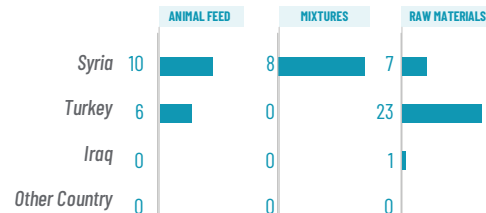


Selling Modalities

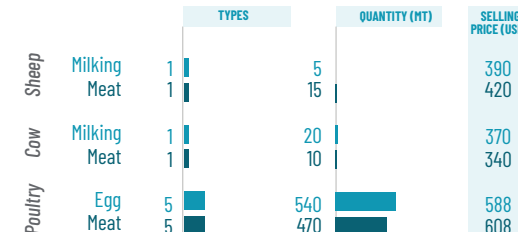


Production

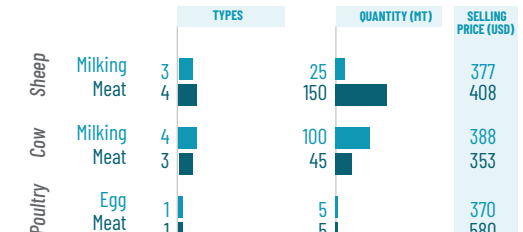
Inputs Purchase Source



Green Fodder and Animal Feed Produced



Animal Feed Mixtures



Availability

Always Available Available Fairly Available Not Available

Raw Materials



Animal Feed



Mixture



Testing Laboratory



Change between 2022 & 2023

Increase Decrease No Change

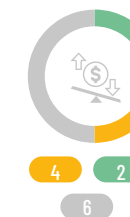
Supply



Demand



Production Change



Animal Feed/Fodder Market Actors Mapping

Aleppo October 2023

DISTRICT: Afrin
SUB-DISTRICT: Jandairis

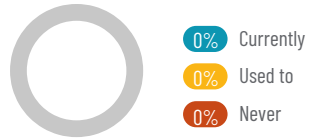


Business Type




Support Status

Received Support

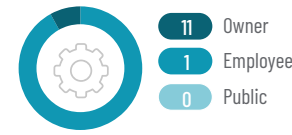


Source of Support

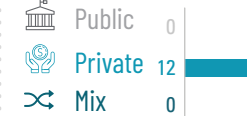


Business Status

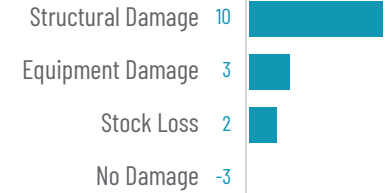
Management



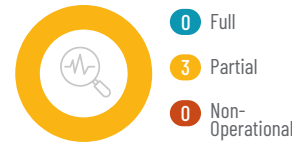
Ownership



Processing Facility Infrastructure Damages



Factory Functionality

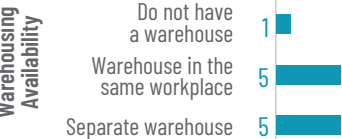


Reasons for Partial Functionality

Increase in input/raw materials prices, Decrease in demand for feed/fodder, Instability of exchange rate of the USD

Cost	USD
Building Rehabilitation	56,100
Equipment Maintenance	6,350

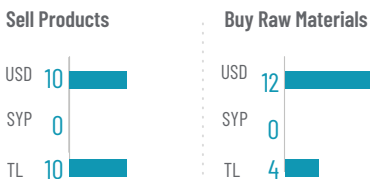
Warehousing



Warehousing space in M²
Average 219

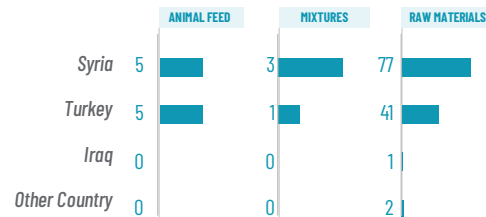
Quantity of Stored Animal Feed in MT
Average 85
Sum 935

Selling Modalities

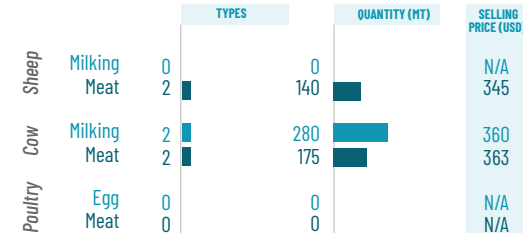


Production

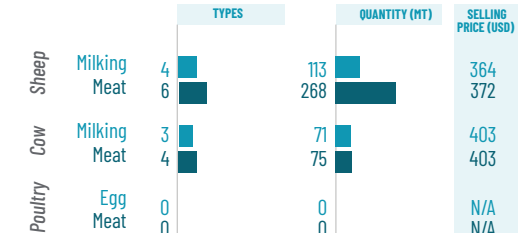
Inputs Purchase Source



Green Fodder and Animal Feed Produced



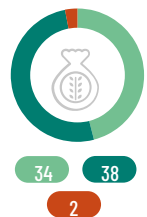
Animal Feed Mixtures



Availability

Always Available Available Fairly Available Not Available

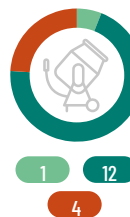
Raw Materials



Animal Feed



Mixture



Testing Laboratory



Change between 2022 & 2023

Increase Decrease No Change


Supply



Demand



Production Change



Animal Feed/Fodder Market Actors Mapping

Idleb October 2023

DISTRICT: Jisr-Ash-Shugur
SUB-DISTRICT: Janudiyeh

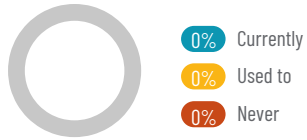


Business Type




Support Status

Received Support

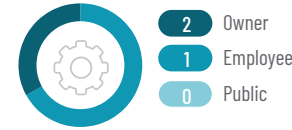


Source of Support




Business Status

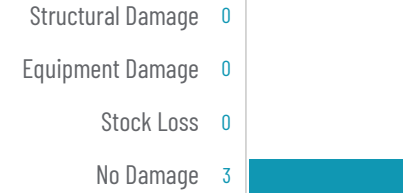
Management




Ownership



Processing Facility Infrastructure Damages



Factory Functionality

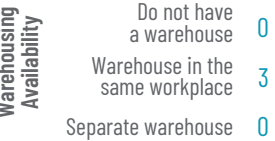


Reasons for Partial Functionality

N/A

Cost	USD
Building Rehabilitation	N/A
Equipment Maintenance	N/A

Warehousing



Warehousing space in M²

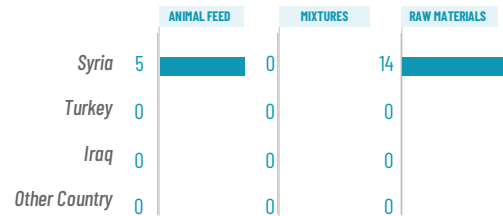
Average 83

Quantity of Stored Animal Feed in MT

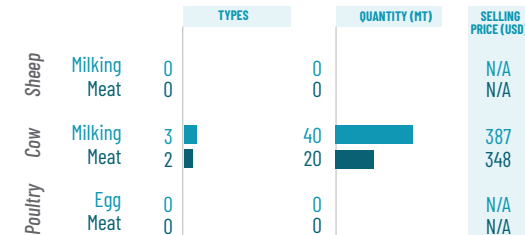
Average 0 Sum 0

Production

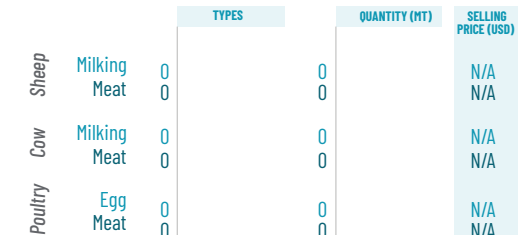
Inputs Purchase Source



Green Fodder and Animal Feed Produced



Animal Feed Mixtures



Selling Modalities

Cash 3 Credit 3



Sell Products

USD 3
SYP 0
TL 0

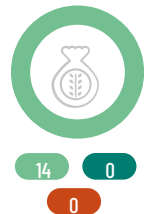
Buy Raw Materials

USD 3
SYP 0
TL 0

Availability

Always Available Available Fairly Available Not Available

Raw Materials



Animal Feed



Mixture



Testing Laboratory



Change between 2022 & 2023

Increase Decrease No Change

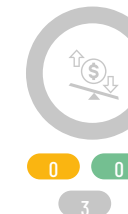
Supply



Demand



Production Change



Animal Feed/Fodder Market Actors Mapping

Aleppo October 2023

DISTRICT: Jarablus
SUB-DISTRICT: Jarablus

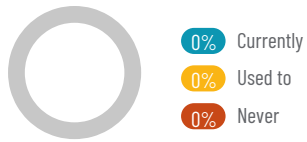


Business Type




Support Status

Received Support

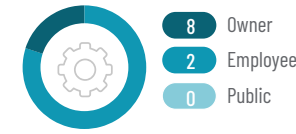


Source of Support

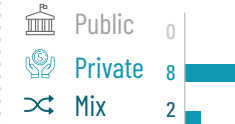


Business Status

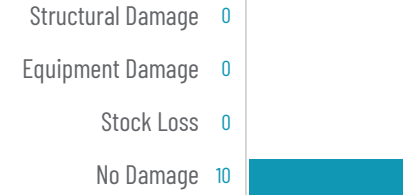
Management



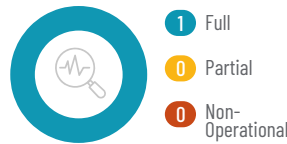
Ownership



Processing Facility Infrastructure Damages



Factory Functionality

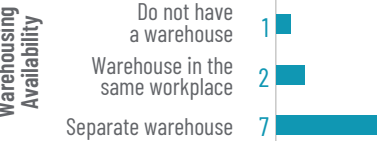


Reasons for Partial Functionality

N/A

Cost	USD
Building Rehabilitation	N/A
Equipment Maintenance	N/A


Warehousing



Warehousing space in M²
Average 350

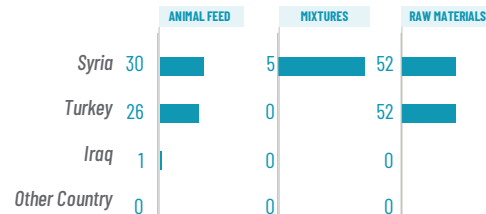
Quantity of Stored Animal Feed in MT
Average 102
Sum 920

Selling Modalities

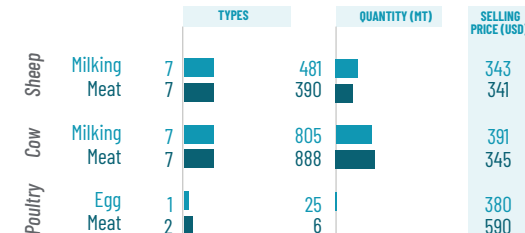


Production

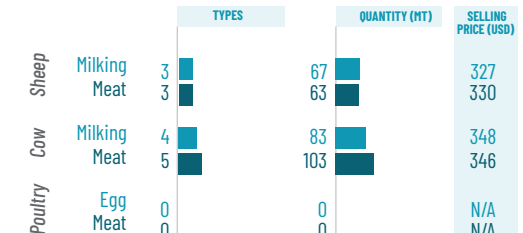
Inputs Purchase Source



Green Fodder and Animal Feed Produced



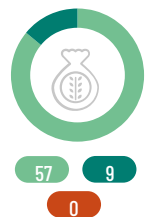
Animal Feed Mixtures



Availability

● Always Available ● Available ● Fairly Available ● Not Available

Raw Materials



Animal Feed



Mixture



Testing Laboratory



Change between 2022 & 2023

● Increase ● Decrease ● No Change

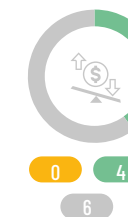
Supply



Demand



Production Change



Animal Feed/Fodder Market Actors Mapping

Idleb October 2023

DISTRICT: Jisr-Ash-Shugur
SUB-DISTRICT: Jisr-Ash-Shugur

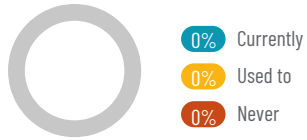


Business Type




Support Status

Received Support

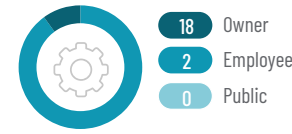


Source of Support



Business Status

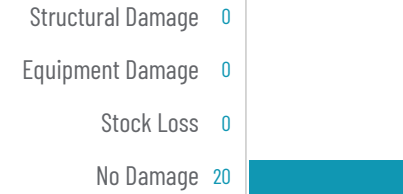
Management



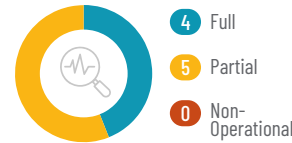
Ownership



Processing Facility Infrastructure Damages



Factory Functionality

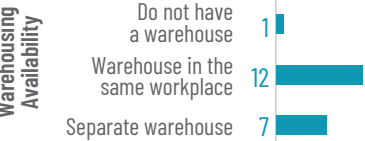


Reasons for Partial Functionality

Increase in input/raw materials prices, Decrease in demand for feed/fodder, Low financial liquidity

Cost	USD
Building Rehabilitation	N/A
Equipment Maintenance	N/A

Warehousing




Warehousing space in M² / Quantity of Stored Animal Feed in MT



Selling Modalities

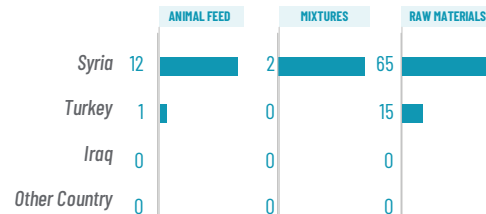


Sell Products / Buy Raw Materials

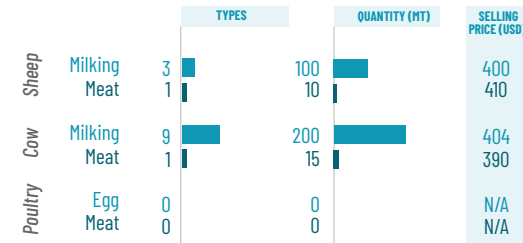


Production

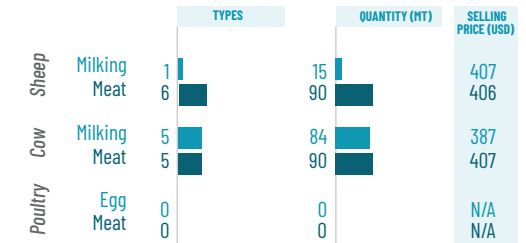
Inputs Purchase Source



Green Fodder and Animal Feed Produced



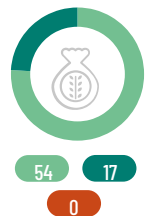
Animal Feed Mixtures



Availability

Always Available Available Fairly Available Not Available

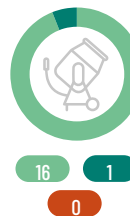
Raw Materials



Animal Feed



Mixture



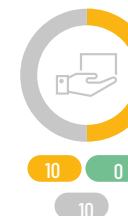
Testing Laboratory



Change between 2022 & 2023

Increase Decrease No Change

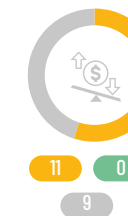
Supply



Demand



Production Change



Animal Feed/Fodder Market Actors Mapping

Idleb October 2023

DISTRICT: Harim
SUB-DISTRICT: Kafr Takharim

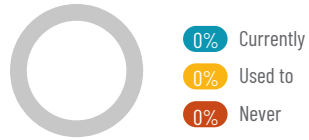


Business Type




Support Status

Received Support

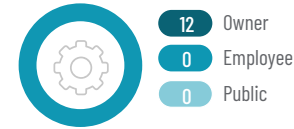


Source of Support

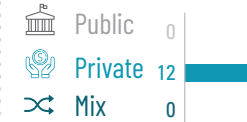


Business Status

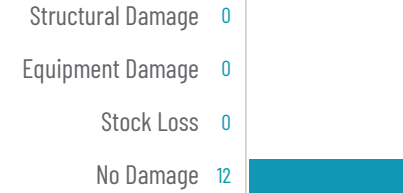
Management



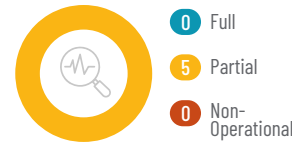
Ownership



Processing Facility Infrastructure Damages



Factory Functionality

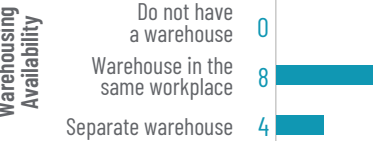


Reasons for Partial Functionality

Decrease in demand for feed/fodder, Increase in competition between businesses, Decrease in availability of livestock

Cost	USD
Building Rehabilitation	N/A
Equipment Maintenance	N/A

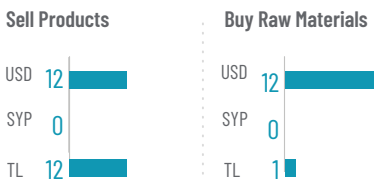
Warehousing



Warehousing space in M² / Quantity of Stored Animal Feed in MT

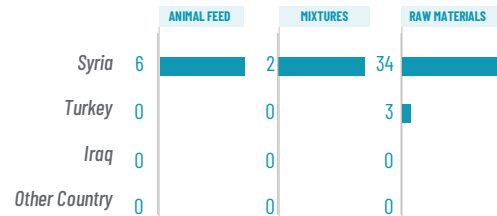


Selling Modalities

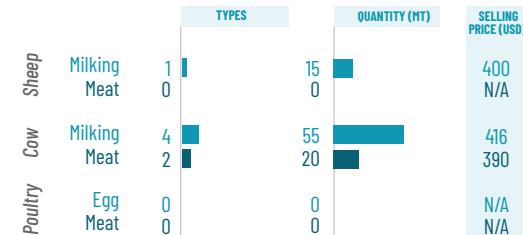


Production

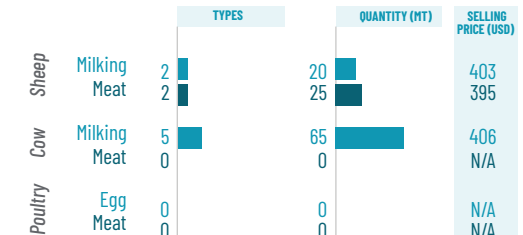
Inputs Purchase Source



Green Fodder and Animal Feed Produced




Animal Feed Mixtures



Availability

Always Available Available Fairly Available Not Available

Raw Materials



Animal Feed



Mixture



Testing Laboratory



Change between 2022 & 2023

Increase Decrease No Change

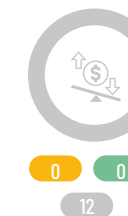
Supply



Demand



Production Change



Animal Feed/Fodder Market Actors Mapping

Idleb October 2023

DISTRICT: Idleb
SUB-DISTRICT: Maaret Tamsrin

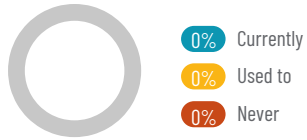


Business Type




Support Status

Received Support

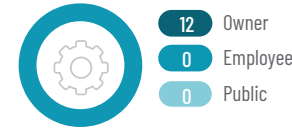


Source of Support

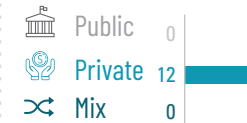


Business Status

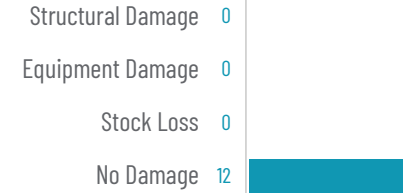
Management



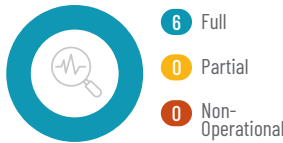
Ownership



Processing Facility Infrastructure Damages



Factory Functionality

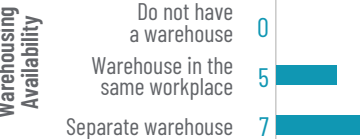


Reasons for Partial Functionality

N/A

Cost	USD
Building Rehabilitation	N/A
Equipment Maintenance	N/A

Warehousing



Warehousing space in M²
Average 180

Quantity of Stored Animal Feed in MT
Average 23
Sum 275

Average 180

Average 23
Sum 275

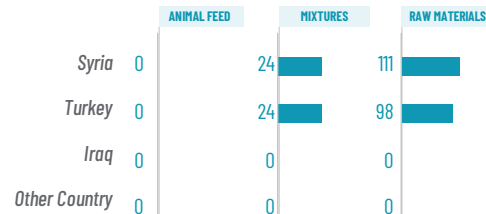
Selling Modalities



Sell Products		Buy Raw Materials	
USD	12	USD	12
SYP	0	SYP	0
TL	12	TL	12

Production

Inputs Purchase Source



Green Fodder and Animal Feed Produced

	TYPES	QUANTITY (MT)	SELLING PRICE (USD)	
			Quantity	Price
Sheep	Milking	0	N/A	N/A
	Meat	0	N/A	N/A
Cow	Milking	0	N/A	N/A
	Meat	0	N/A	N/A
Poultry	Egg	0	N/A	N/A
	Meat	0	N/A	N/A

Animal Feed Mixtures

	TYPES	QUANTITY (MT)	SELLING PRICE (USD)	
			Quantity	Price
Sheep	Milking	11	330	450
	Meat	11	330	450
Cow	Milking	12	380	451
	Meat	12	380	451
Poultry	Egg	0	0	N/A
	Meat	0	0	N/A

Availability

Always Available Available Fairly Available Not Available

Raw Materials



Animal Feed



Mixture



Testing Laboratory



Change between 2022 & 2023

Increase Decrease No Change

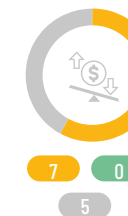
Supply



Demand



Production Change



Animal Feed/Fodder Market Actors Mapping

Aleppo October 2023

DISTRICT: Afrin
SUB-DISTRICT: Ma'bтали

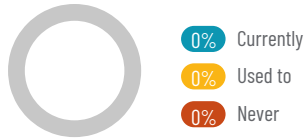


Business Type




Support Status

Received Support

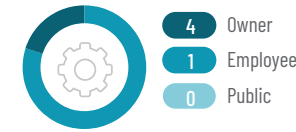


Source of Support

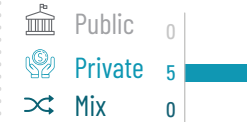


Business Status


Management



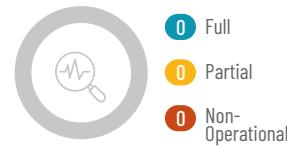
Ownership



Processing Facility Infrastructure Damages



Factory Functionality

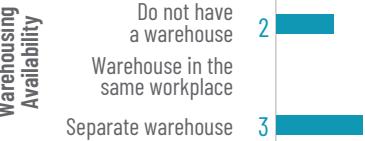


Reasons for Partial Functionality

N/A

Cost	USD
Building Rehabilitation	1,000
Equipment Maintenance	N/A

Warehousing



Warehousing space in M²

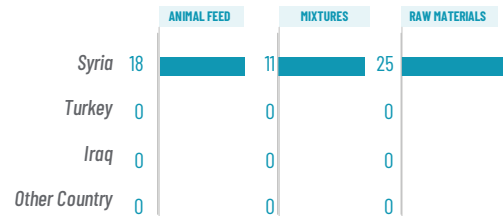
Average 310

Quantity of Stored Animal Feed in MT

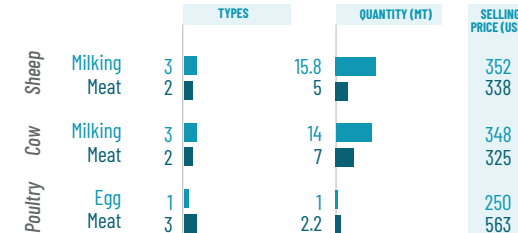
Average 26
Sum 79

Production

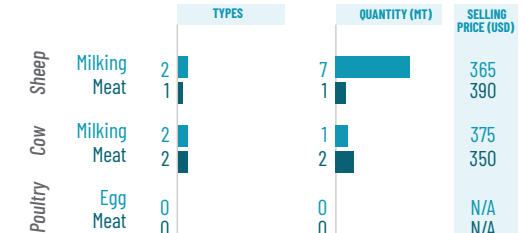
Inputs Purchase Source



Green Fodder and Animal Feed Produced



Animal Feed Mixtures



Selling Modalities

Cash 5
Credit 4



Sell Products

USD 5
SYP 0
TL 5


Buy Raw Materials

USD 5
SYP 0
TL 5

Availability

Always Available Available Fairly Available Not Available

Raw Materials



Animal Feed



Mixture



Testing Laboratory



Change between 2022 & 2023

Increase Decrease No Change


Supply



Demand



Production Change



Animal Feed/Fodder Market Actors Mapping

Aleppo October 2023

DISTRICT: Azaz
SUB-DISTRICT: Mare'

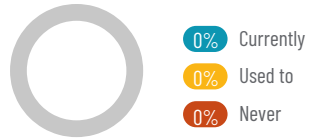


Business Type




Support Status

Received Support

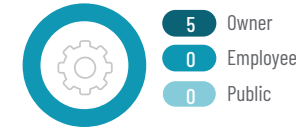


Source of Support

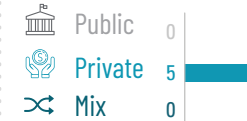


Business Status

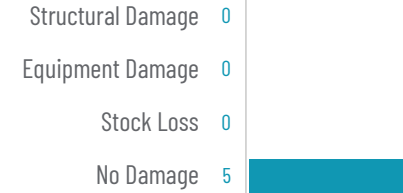
Management



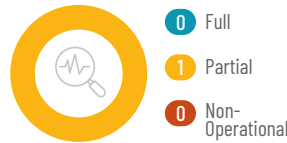
Ownership



Processing Facility Infrastructure Damages



Factory Functionality

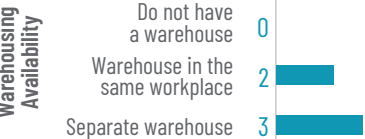


Reasons for Partial Functionality

Decrease in demand for feed/fodder, Decrease in availability of livestock, Competition with prices and availability of imported feed/fodder

Cost	USD
Building Rehabilitation	N/A
Equipment Maintenance	N/A

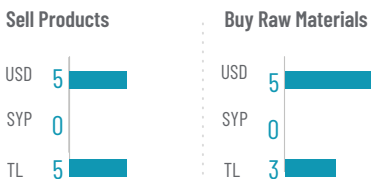
Warehousing



Warehousing space in M²
Average 245

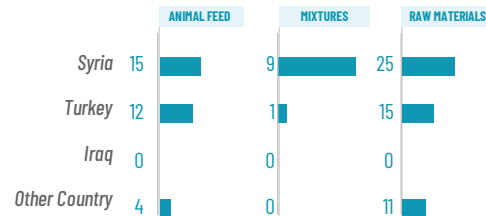
Quantity of Stored Animal Feed in MT
Average 75
Sum 373

Selling Modalities

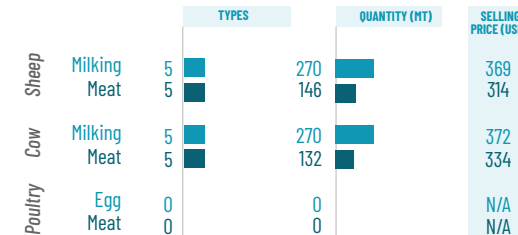


Production

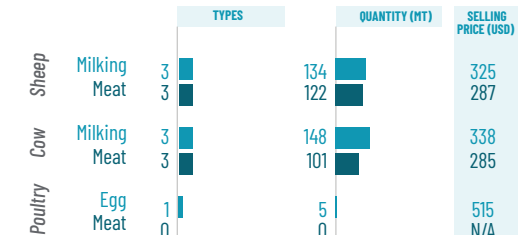
Inputs Purchase Source



Green Fodder and Animal Feed Produced



Animal Feed Mixtures



Availability

Always Available Available Fairly Available Not Available

Raw Materials



Animal Feed



Mixture



Testing Laboratory



Change between 2022 & 2023

Increase Decrease No Change

Supply



Demand



Production Change



Animal Feed/Fodder Market Actors Mapping

Idleb October 2023

DISTRICT: Ariha
SUB-DISTRICT: Mhambal

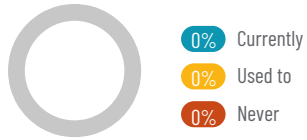


Business Type




Support Status

Received Support

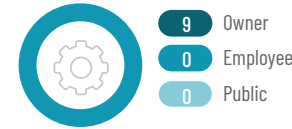


Source of Support

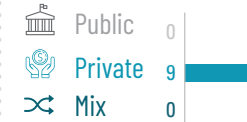


Business Status

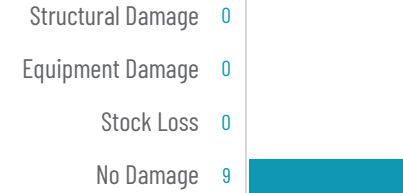
Management



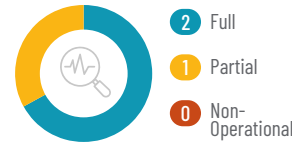
Ownership



Processing Facility Infrastructure Damages



Factory Functionality

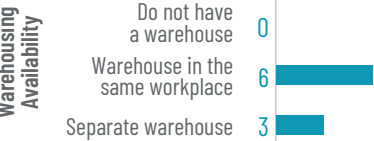


Reasons for Partial Functionality

Decrease in demand for feed/fodder, Decrease in availability of livestock, No support available for local production

Cost	USD
Building Rehabilitation	N/A
Equipment Maintenance	N/A

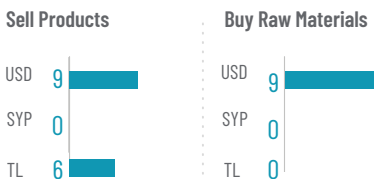
Warehousing



Warehousing space in M² / Quantity of Stored Animal Feed in MT

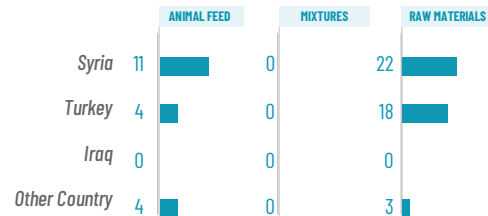


Selling Modalities

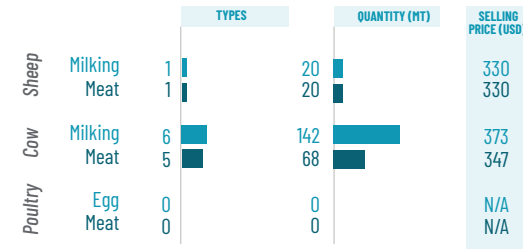


Production

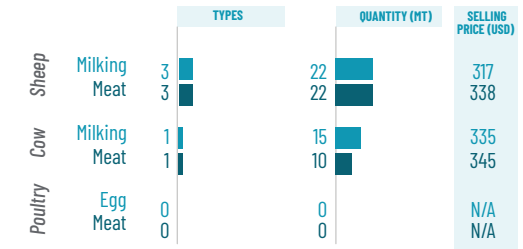
Inputs Purchase Source



Green Fodder and Animal Feed Produced




Animal Feed Mixtures



Availability

Always Available Available Fairly Available Not Available

Raw Materials



Animal Feed



Mixture



Testing Laboratory




Change between 2022 & 2023

Increase Decrease No Change


Supply



Demand



Production Change



Animal Feed/Fodder Market Actors Mapping

Idleb October 2023

DISTRICT: Harim
SUB-DISTRICT: Qourqeena

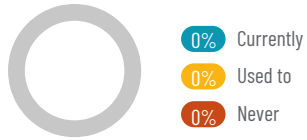


Business Type




Support Status

Received Support

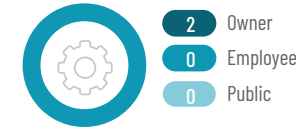


Source of Support

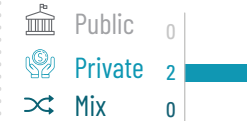


Business Status

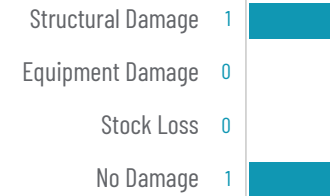
Management



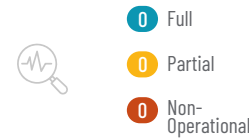
Ownership



Processing Facility Infrastructure Damages



Factory Functionality

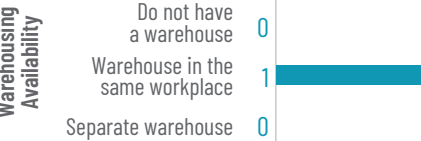


Reasons for Partial Functionality

N/A

Cost	USD
Building Rehabilitation	1,000
Equipment Maintenance	N/A


Warehousing



Warehousing space in M²
Average: 53

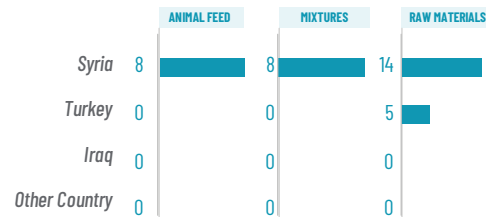
Quantity of Stored Animal Feed in MT
Average: 20
Sum: 40

Selling Modalities

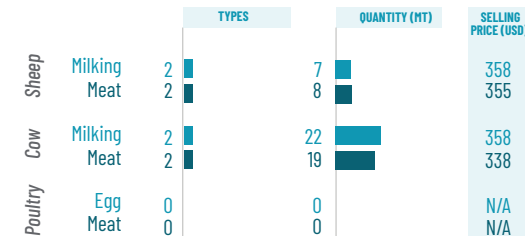


Production

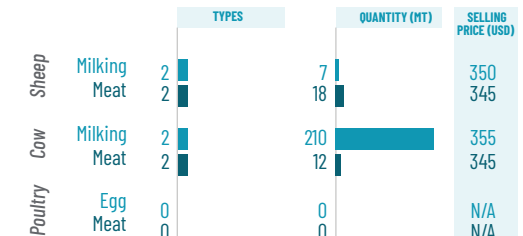
Inputs Purchase Source



Green Fodder and Animal Feed Produced



Animal Feed Mixtures



Availability

Always Available Available Fairly Available Not Available

Raw Materials



Animal Feed



Mixture



Testing Laboratory



Change between 2022 & 2023

Increase Decrease No Change

Supply



Demand



Production Change



Animal Feed/Fodder Market Actors Mapping

Aleppo October 2023

DISTRICT: Afrin
SUB-DISTRICT: Raju

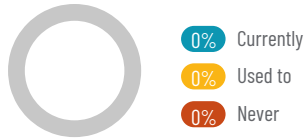


Business Type




Support Status

Received Support

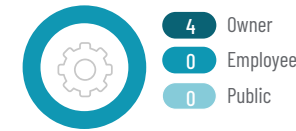


Source of Support

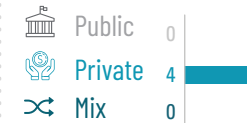


Business Status

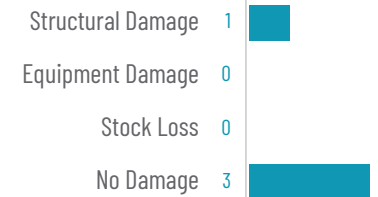
Management



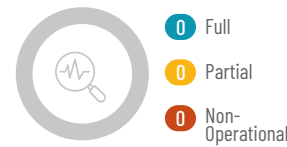
Ownership



Processing Facility Infrastructure Damages



Factory Functionality

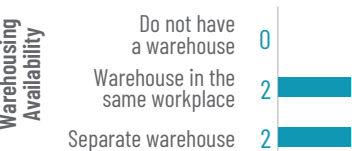


Reasons for Partial Functionality

N/A

Cost	USD
Building Rehabilitation	4,000
Equipment Maintenance	N/A

Warehousing



Warehousing space in M²

Average 153

Quantity of Stored Animal Feed in MT

Average 193
Sum 770

Selling Modalities

Cash 4
Credit 3

Sell Products

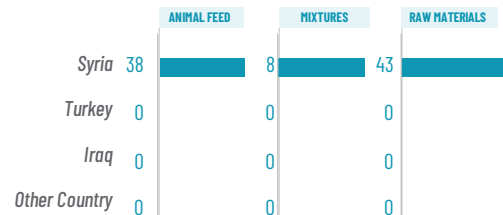
4	USD
0	SYP
0	TL

Buy Raw Materials

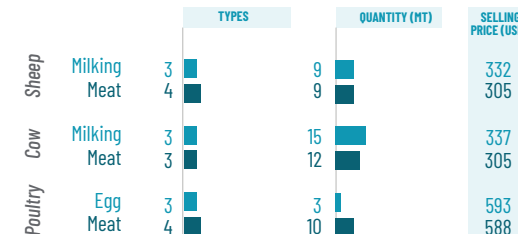
4	USD
0	SYP
0	TL

Production

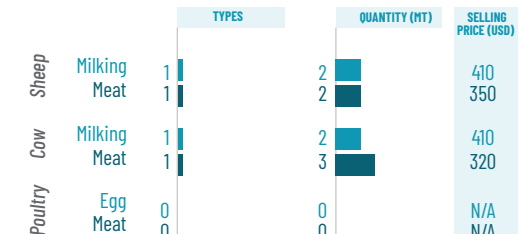
Inputs Purchase Source



Green Fodder and Animal Feed Produced




Animal Feed Mixtures



Availability

Always Available Available Fairly Available Not Available

Raw Materials



Animal Feed



Mixture



Testing Laboratory



Change between 2022 & 2023

Increase Decrease No Change


Supply



Demand



Production Change



Animal Feed/Fodder Market Actors Mapping

Al-Hasakeh October 2023

DISTRICT: Ras Al Ain
SUB-DISTRICT: Ras Al Ain

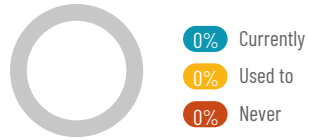


Business Type




Support Status

Received Support

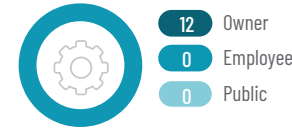


Source of Support

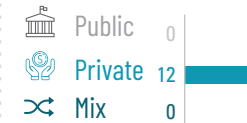


Business Status

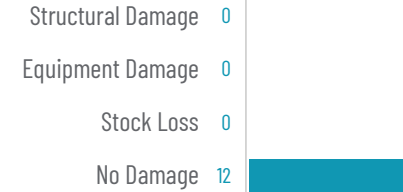
Management



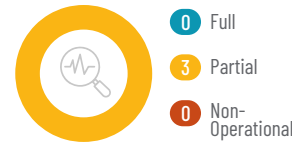
Ownership



Processing Facility Infrastructure Damages



Factory Functionality

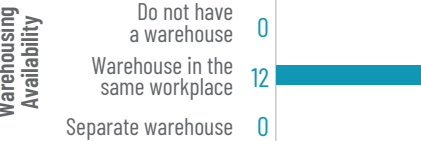


Reasons for Partial Functionality

Low financial liquidity, No support available for local production, Instability of exchange rate of the USD

Cost	USD
Building Rehabilitation	N/A
Equipment Maintenance	N/A

Warehousing




Warehousing space in M² / Quantity of Stored Animal Feed in MT



Selling Modalities

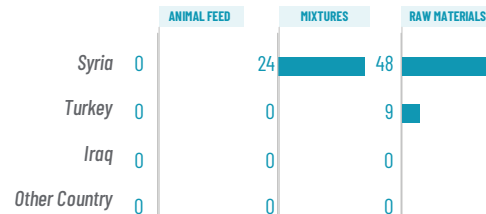


Sell Products / Buy Raw Materials

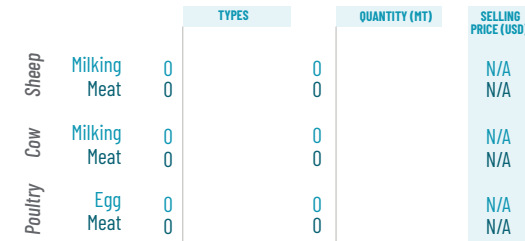


Production

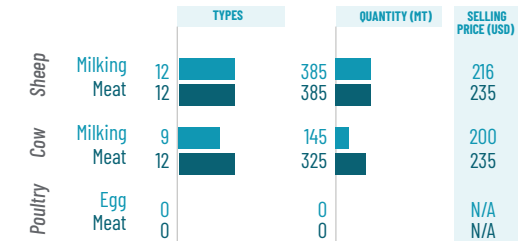
Inputs Purchase Source



Green Fodder and Animal Feed Produced




Animal Feed Mixtures



Availability

Always Available Available Fairly Available Not Available

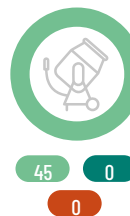
Raw Materials



Animal Feed



Mixture



Testing Laboratory



Change between 2022 & 2023

Increase Decrease No Change

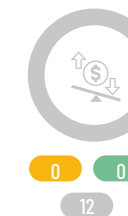
Supply



Demand



Production Change



Animal Feed/Fodder Market Actors Mapping

Idleb October 2023

DISTRICT: Harim
SUB-DISTRICT: Salqin

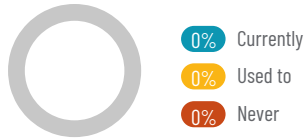


Business Type




Support Status

Received Support

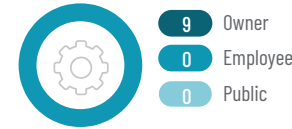


Source of Support

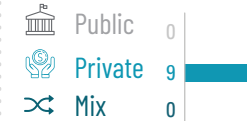


Business Status

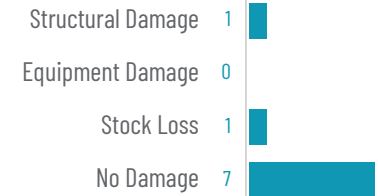
Management



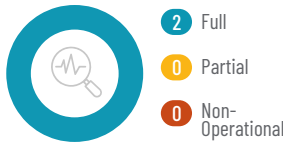
Ownership



Processing Facility Infrastructure Damages



Factory Functionality

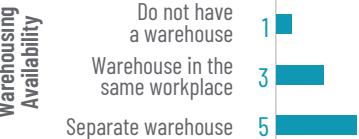


Reasons for Partial Functionality

N/A

Cost	USD
Building Rehabilitation	10000
Equipment Maintenance	N/A

Warehousing

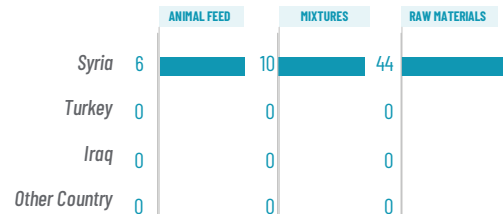


Warehousing space in M²
Average: 96

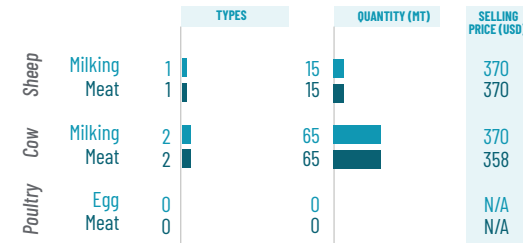
Quantity of Stored Animal Feed in MT
Average: 37
Sum: 295

Production

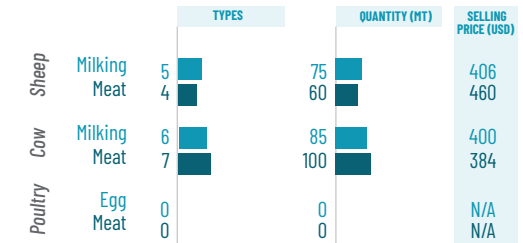
Inputs Purchase Source



Green Fodder and Animal Feed Produced



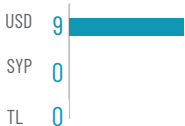
Animal Feed Mixtures



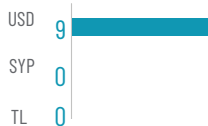
Selling Modalities



Sell Products




Buy Raw Materials



Availability

Always Available Available Fairly Available Not Available

Raw Materials



Animal Feed



Mixture



Testing Laboratory




Change between 2022 & 2023

Increase Decrease No Change

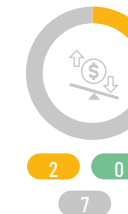
Supply



Demand



Production Change



Animal Feed/Fodder Market Actors Mapping

Idleb October 2023

DISTRICT: Idleb
SUB-DISTRICT: Sarmin

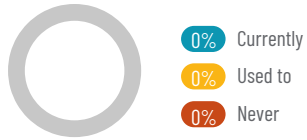


Business Type




Support Status

Received Support

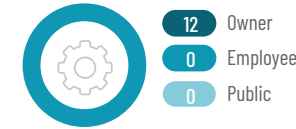


Source of Support

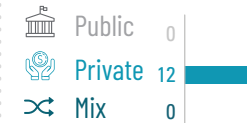


Business Status

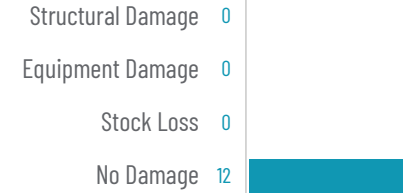
Management



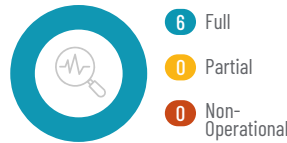
Ownership



Processing Facility Infrastructure Damages



Factory Functionality

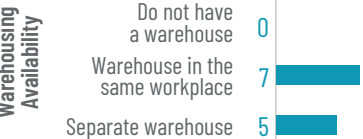


Reasons for Partial Functionality

N/A

Cost	USD
Building Rehabilitation	N/A
Equipment Maintenance	N/A

Warehousing



Warehousing space in M²
Average 79

Quantity of Stored Animal Feed in MT
Average 20
Sum 235

Average 79

Average 20
Sum 235

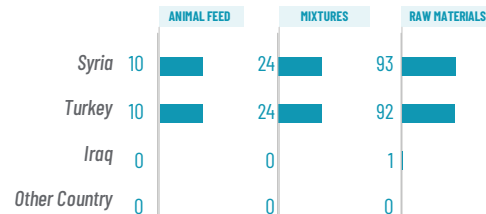
Selling Modalities



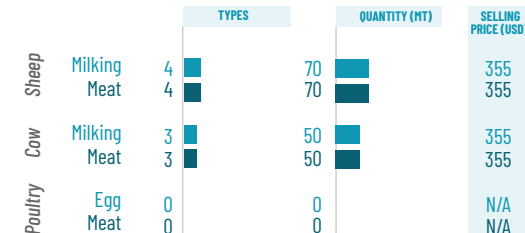
Sell Products		Buy Raw Materials	
USD	12	USD	12
SYP	0	SYP	0
TL	12	TL	12

Production


Inputs Purchase Source



Green Fodder and Animal Feed Produced



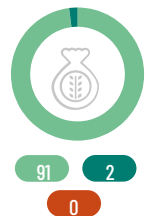
Animal Feed Mixtures



Availability

● Always Available ● Available ● Fairly Available ● Not Available

Raw Materials



Animal Feed



Mixture



Testing Laboratory



Change between 2022 & 2023

● Increase ● Decrease ● No Change

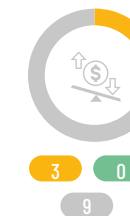
Supply



Demand



Production Change



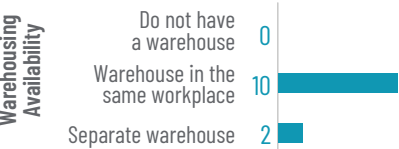
Animal Feed/Fodder Market Actors Mapping

Aleppo October 2023

DISTRICT: Afrin
SUB-DISTRICT: Sharan



Warehousing




Warehousing space in M²



Quantity of Stored Animal Feed in MT



Selling Modalities

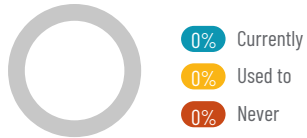


Business Type




Support Status

Received Support

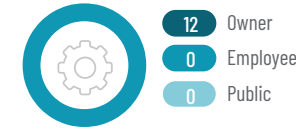


Source of Support

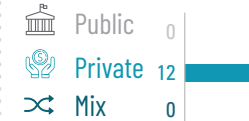


Business Status

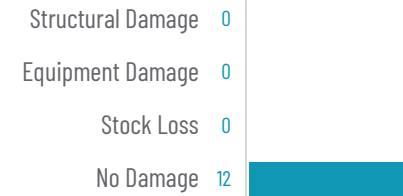
Management




Ownership



Processing Facility Infrastructure Damages



Factory Functionality




Reasons for Partial Functionality

N/A

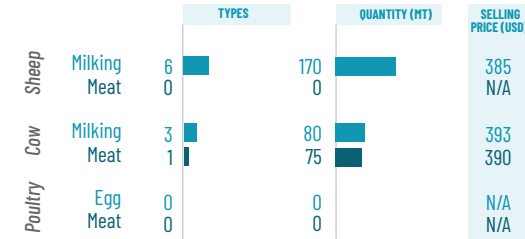
Cost	USD
Building Rehabilitation	N/A
Equipment Maintenance	N/A

Production

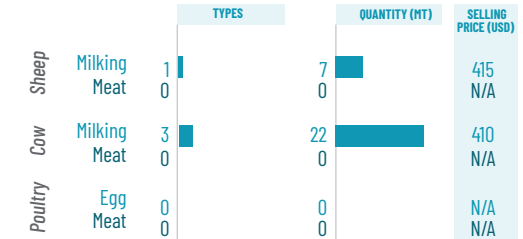
Inputs Purchase Source



Green Fodder and Animal Feed Produced




Animal Feed Mixtures



Availability

Always Available Available Fairly Available Not Available

Raw Materials



Animal Feed



Mixture



Testing Laboratory



Change between 2022 & 2023

Increase Decrease No Change


Supply



Demand



Production Change



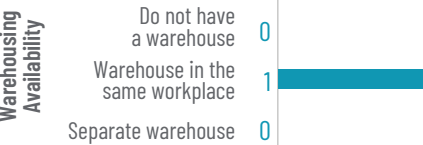
Animal Feed/Fodder Market Actors Mapping

Aleppo October 2023

DISTRICT: Afrin
SUB-DISTRICT: Sheikh El-Hadid




Warehousing



Warehousing space in M²



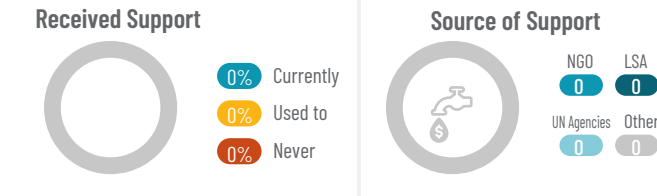
Selling Modalities



Business Type

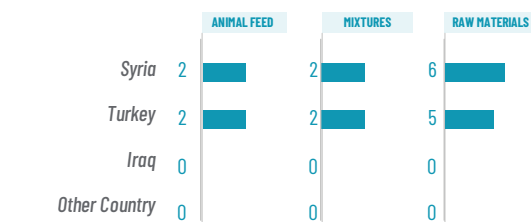


Support Status



Production

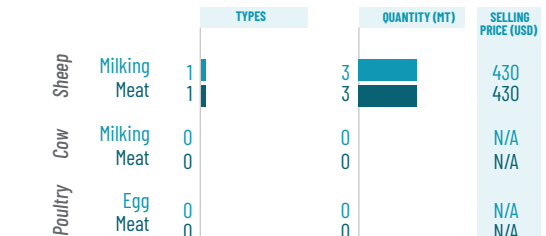
Inputs Purchase Source



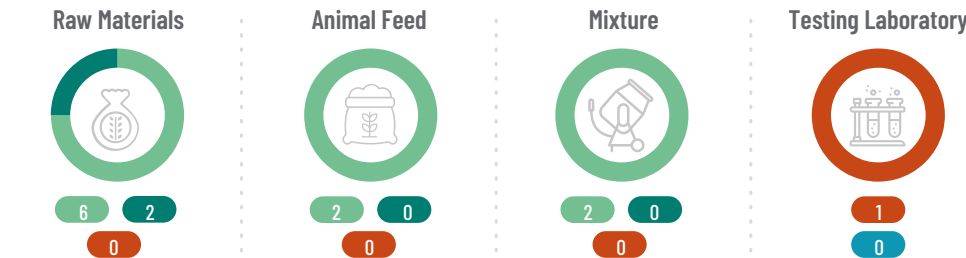
Green Fodder and Animal Feed Produced



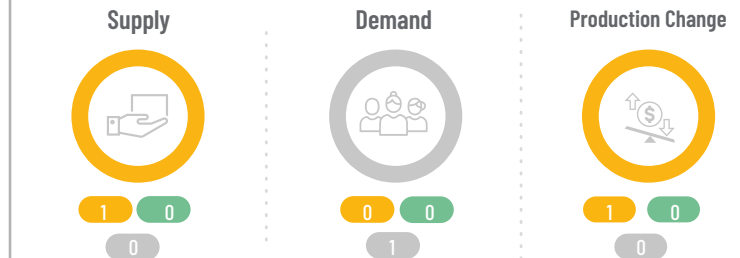
Animal Feed Mixtures



Availability



Change between 2022 & 2023



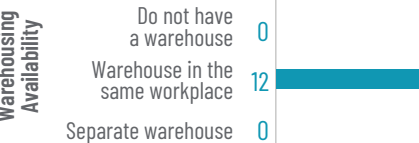
Animal Feed/Fodder Market Actors Mapping

Ar-Raqqa October 2023

DISTRICT: Tell Abiad
SUB-DISTRICT: Suluk



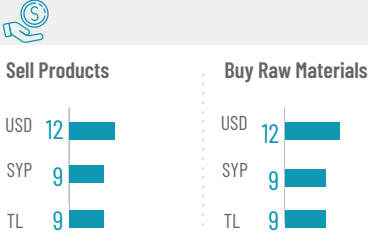
Warehousing



Warehousing space in M²: Average 95

Quantity of Stored Animal Feed in MT: Average 25, Sum 304

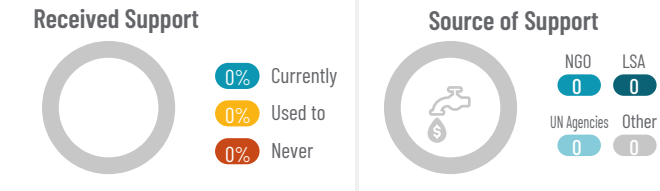
Selling Modalities



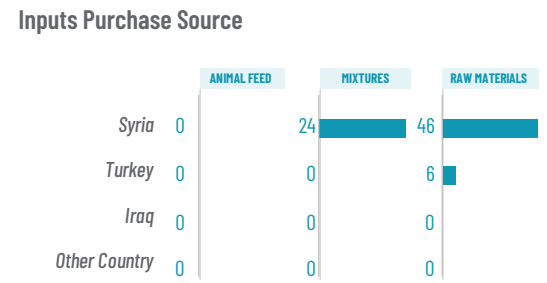
Business Type



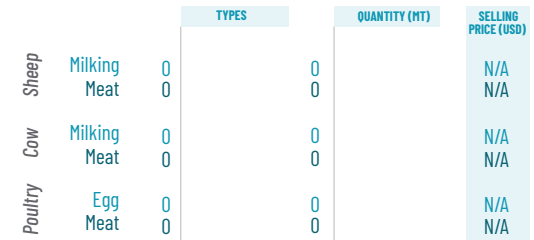
Support Status



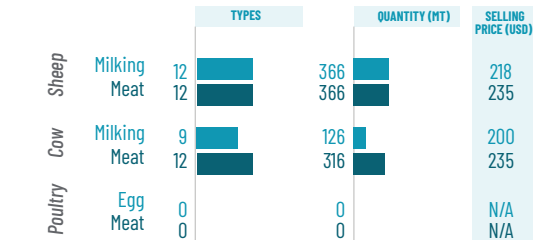
Production




Green Fodder and Animal Feed Produced



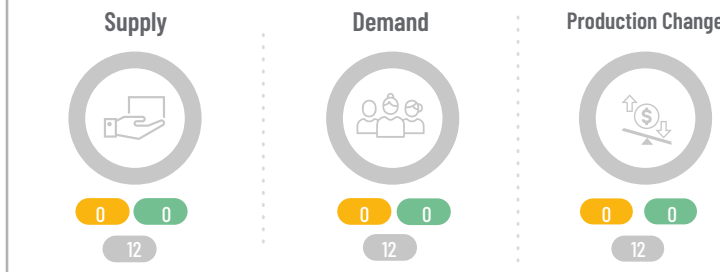
Animal Feed Mixtures



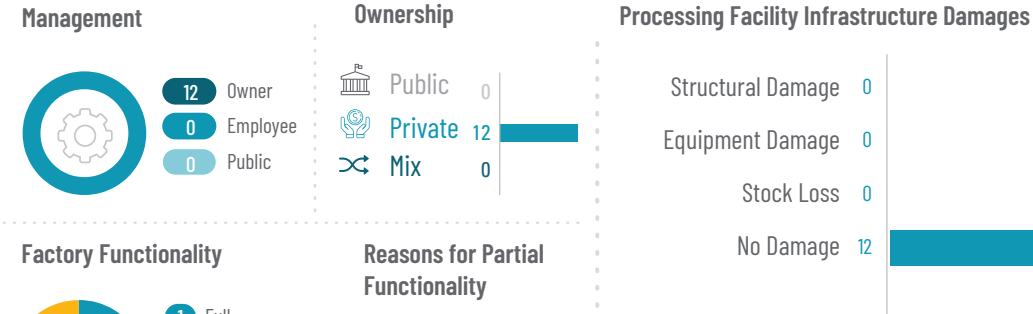
Availability



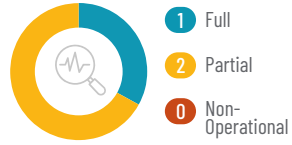
Change between 2022 & 2023



Business Status



Factory Functionality



Reasons for Partial Functionality

Low financial liquidity, No support available for local production, Instability of exchange rate of the USD

Cost	USD
Building Rehabilitation	N/A
Equipment Maintenance	N/A

Animal Feed/Fodder Market Actors Mapping

Aleppo October 2023

DISTRICT: Azaz
SUB-DISTRICT: Suran

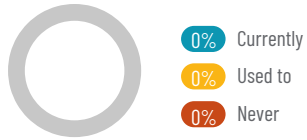


Business Type




Support Status

Received Support

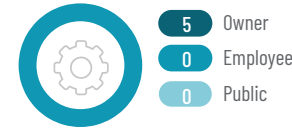


Source of Support

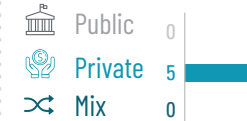


Business Status


Management



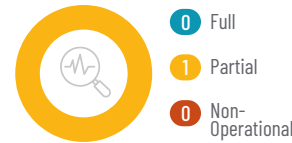
Ownership



Processing Facility Infrastructure Damages



Factory Functionality

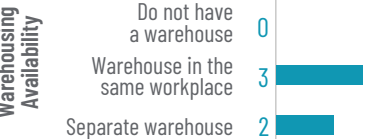


Reasons for Partial Functionality

Decrease in demand for feed/fodder, Increase in imported feed/fodder caused a decrease in the need for manufacturing, Competition with prices and availability of imported feed/fodder

Cost	USD
Building Rehabilitation	1800
Equipment Maintenance	N/A

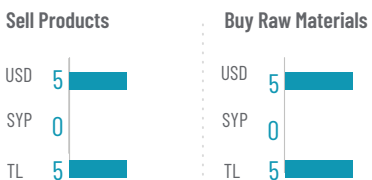
Warehousing



Warehousing space in M² / Quantity of Stored Animal Feed in MT

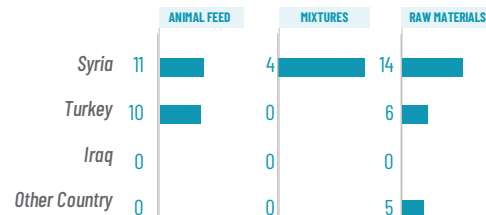


Selling Modalities

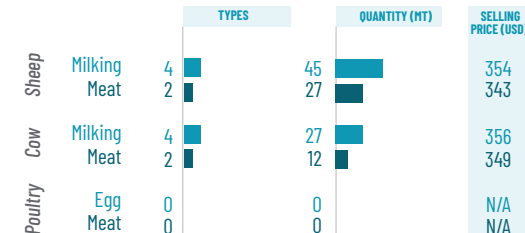


Production

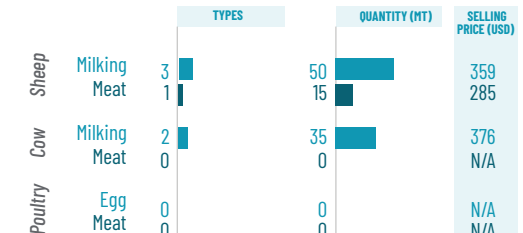
Inputs Purchase Source



Green Fodder and Animal Feed Produced



Animal Feed Mixtures



Availability

Always Available Available Fairly Available Not Available

Raw Materials



Animal Feed



Mixture



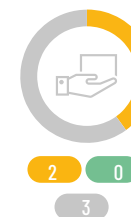
Testing Laboratory



Change between 2022 & 2023

Increase Decrease No Change

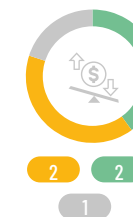
Supply



Demand



Production Change



Animal Feed/Fodder Market Actors Mapping

Idleb October 2023

DISTRICT: Idleb
SUB-DISTRICT: Tefnaz

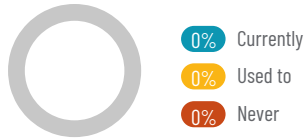


Business Type




Support Status

Received Support

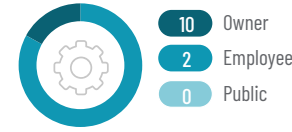


Source of Support

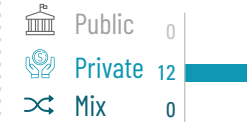


Business Status

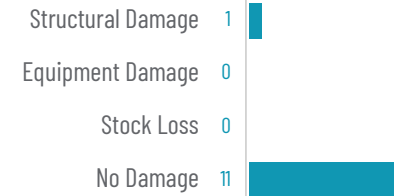
Management



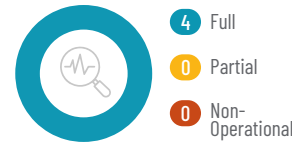
Ownership



Processing Facility Infrastructure Damages



Factory Functionality

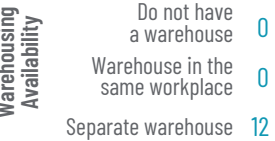


Reasons for Partial Functionality

N/A

Cost	USD
Building Rehabilitation	500
Equipment Maintenance	N/A

Warehousing



Warehousing space in M²

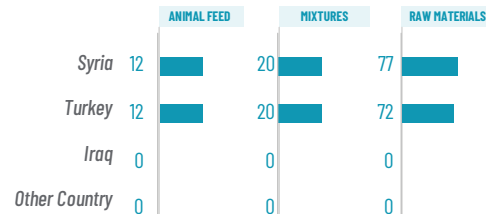
Average 143

Quantity of Stored Animal Feed in MT

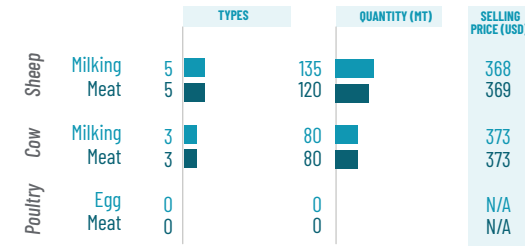
Average 18
Sum 221

Production

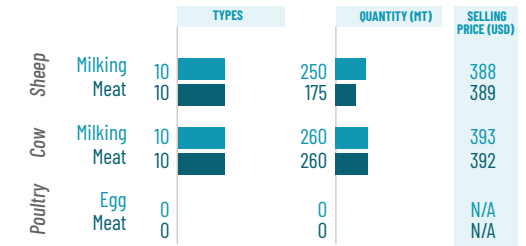
Inputs Purchase Source



Green Fodder and Animal Feed Produced



Animal Feed Mixtures



Selling Modalities

Cash 12
Credit 12



Sell Products

USD 12
SYP 0
TL 12

Buy Raw Materials

USD 12
SYP 0
TL 11

Availability

Always Available Available Fairly Available Not Available

Raw Materials



Animal Feed



Mixture



Testing Laboratory



Change between 2022 & 2023

Increase Decrease No Change

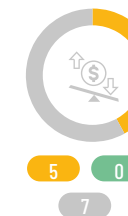
Supply



Demand



Production Change



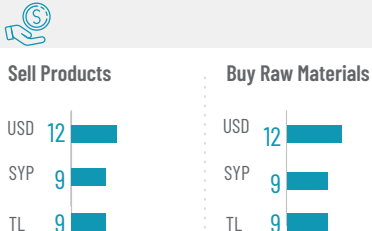
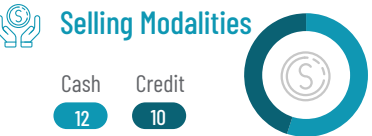

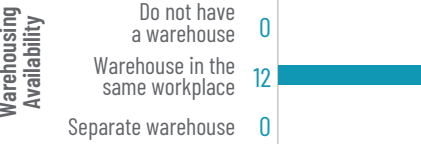
Animal Feed/Fodder Market Actors Mapping

Ar-Raqqa October 2023

DISTRICT: Tell Abiad
SUB-DISTRICT: Tell Abiad



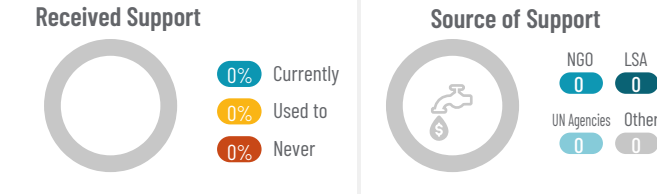
Warehousing



Business Type

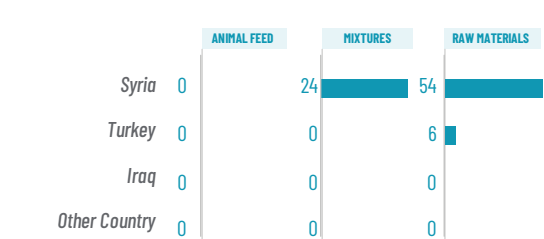


Support Status

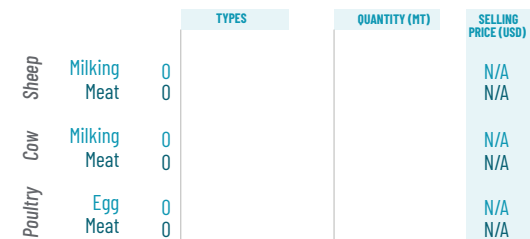


Production

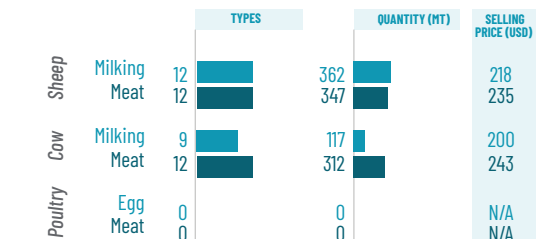
Inputs Purchase Source




Green Fodder and Animal Feed Produced



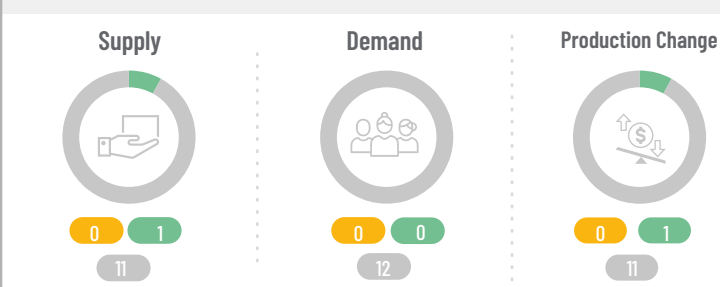
Animal Feed Mixtures



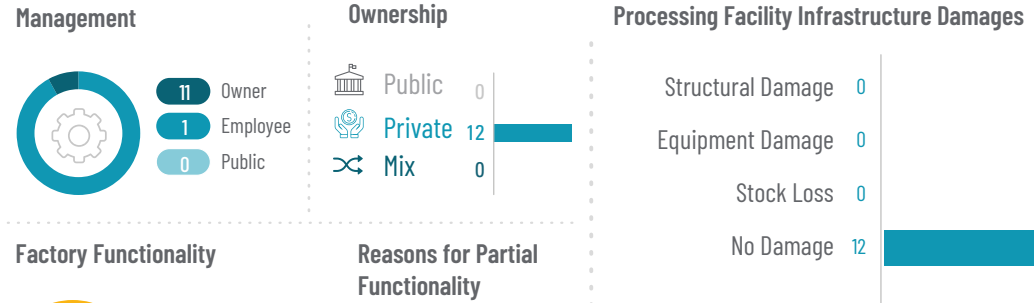
Availability




Change between 2022 & 2023



Business Status



Factory Functionality



Reasons for Partial Functionality

Increase in input/raw materials prices, Low financial liquidity, Instability of exchange rate of the USD

Cost	USD
Building Rehabilitation	N/A
Equipment Maintenance	N/A