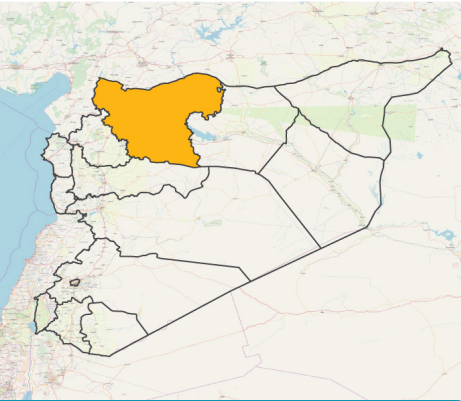


Animal Feed/Fodder Market Actors Mapping

Aleppo October 2023



WHOLE OF SYRIA (WoS)
FOOD SECURITY SECTOR
Strengthening Humanitarian Response

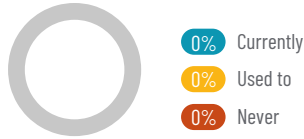


Business Type




Support Status

Received Support

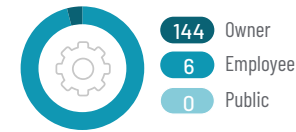


Source of Support

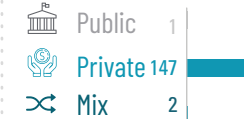


Business Status

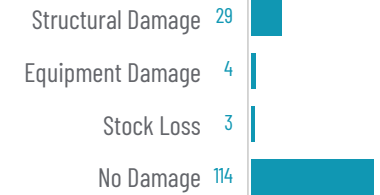
Management



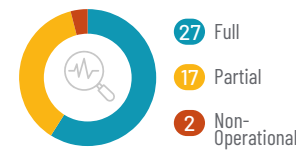
Ownership



Processing Facility Infrastructure Damages



Factory Functionality

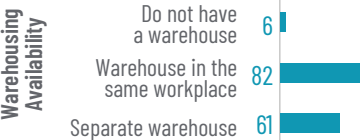


Reasons for Partial Functionality

Decrease in demand for feed/fodder, Increase in input/raw materials prices, Decrease in availability of livestock

Cost	USD
Building Rehabilitation	85,200
Equipment Maintenance	6,550


Warehousing



Warehousing space in M² / Quantity of Stored Animal Feed in MT

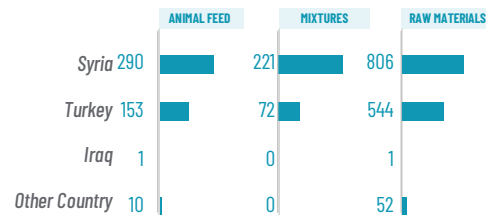


Selling Modalities

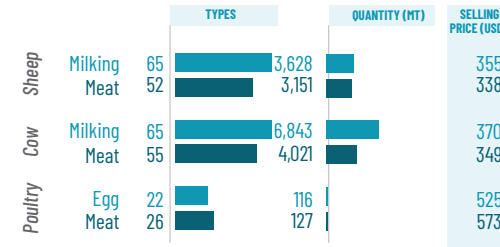


Production

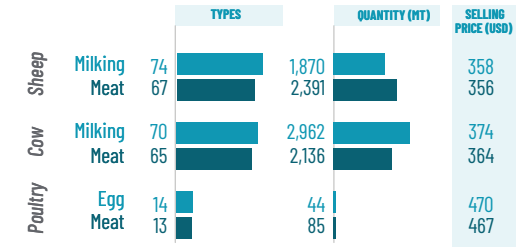
Inputs Purchase Source



Green Fodder and Animal Feed Produced



Animal Feed Mixtures



Availability

● Always Available ● Available ● Fairly Available ● Not Available

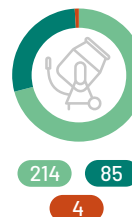
Raw Materials



Animal Feed



Mixture



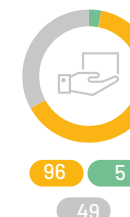
Testing Laboratory



Change between 2022 & 2023

● Increase ● Decrease ● No Change

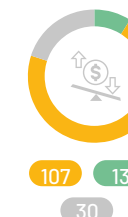
Supply



Demand



Production Change

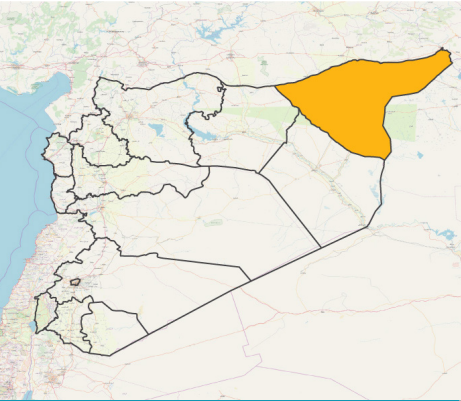


Animal Feed/Fodder Market Actors Mapping

Al-Hasakeh October 2023



WHOLE OF SYRIA (WoS)
FOOD SECURITY SECTOR
Strengthening Humanitarian Response

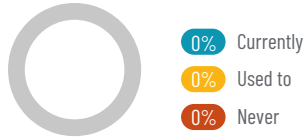


Business Type




Support Status

Received Support

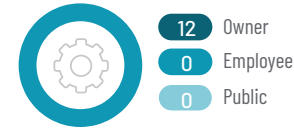


Source of Support

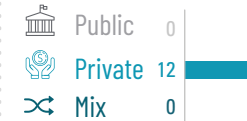


Business Status

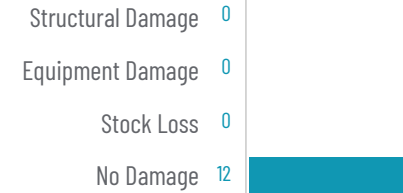
Management



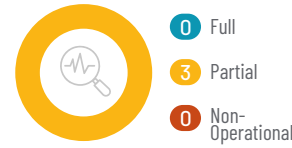
Ownership



Processing Facility Infrastructure Damages



Factory Functionality

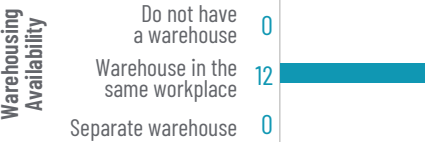


Reasons for Partial Functionality

Low financial liquidity, No support available for local production, Instability of exchange rate of the USD

Cost	USD
Building Rehabilitation	N/A
Equipment Maintenance	N/A

Warehousing




Warehousing space in M² Quantity of Stored Animal Feed in MT



Selling Modalities

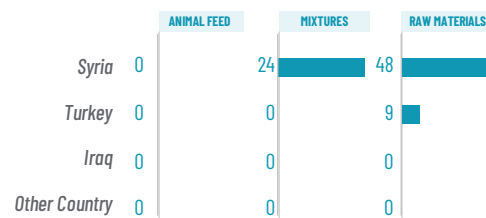


Sell Products Buy Raw Materials



Production

Inputs Purchase Source



Green Fodder and Animal Feed Produced

	TYPES	QUANTITY (MT)	SELLING PRICE (USD)
Sheep	Milking	0	N/A
	Meat	0	N/A
Cow	Milking	0	N/A
	Meat	0	N/A
Poultry	Egg	0	N/A
	Meat	0	N/A


Animal Feed Mixtures

	TYPES	QUANTITY (MT)	SELLING PRICE (USD)
Sheep	Milking	12	385
	Meat	12	385
Cow	Milking	9	145
	Meat	12	325
Poultry	Egg	0	0
	Meat	0	0

Availability

● Always Available ● Available ● Fairly Available ● Not Available

Raw Materials



Animal Feed



Mixture



Testing Laboratory



Change between 2022 & 2023

● Increase ● Decrease ● No Change


Supply



Demand



Production Change

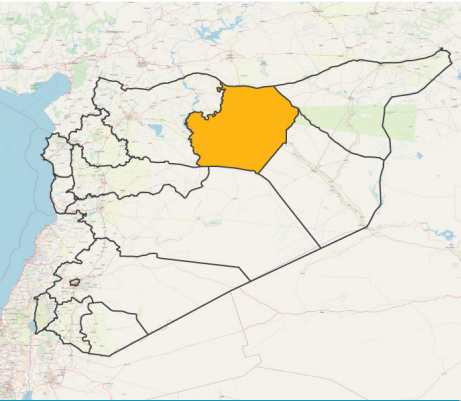


Animal Feed/Fodder Market Actors Mapping

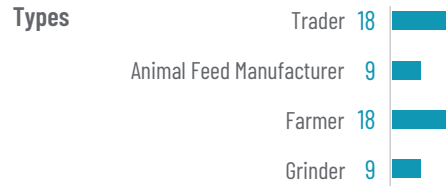
Ar-Raqqa October 2023



WHOLE OF SYRIA (WoS)
FOOD SECURITY SECTOR
Strengthening Humanitarian Response

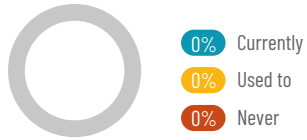


Business Type




Support Status

Received Support

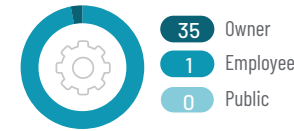


Source of Support

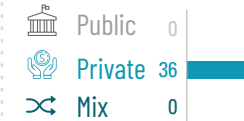


Business Status

Management



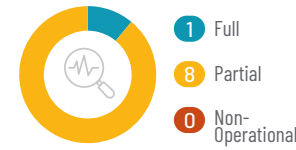
Ownership



Processing Facility Infrastructure Damages



Factory Functionality

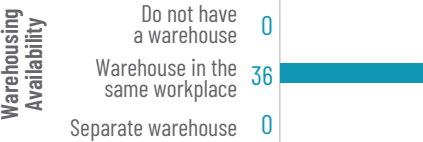


Reasons for Partial Functionality

Low financial liquidity, No support available for local production, Instability of exchange rate of the USD

Cost	USD
Building Rehabilitation	N/A
Equipment Maintenance	N/A

Warehousing



Quantity of Stored Animal Feed in MT

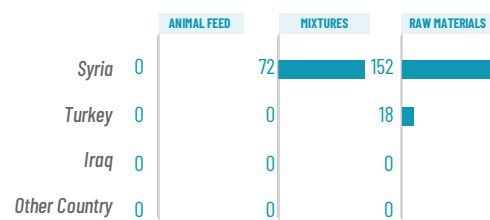


Selling Modalities



Production

Inputs Purchase Source



Green Fodder and Animal Feed Produced

	TYPES	QUANTITY (MT)	SELLING PRICE (USD)
Sheep	Milking	0	N/A
	Meat	0	N/A
Cow	Milking	0	N/A
	Meat	0	N/A
Poultry	Egg	0	N/A
	Meat	0	N/A

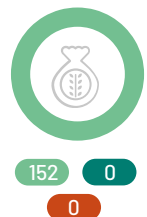
Animal Feed Mixtures

	TYPES	QUANTITY (MT)	SELLING PRICE (USD)
Sheep	Milking	36	1,075
	Meat	36	1,080
Cow	Milking	28	450
	Meat	36	935
Poultry	Egg	0	0
	Meat	0	0

Availability

● Always Available ● Available ● Fairly Available ● Not Available

Raw Materials



Animal Feed



Mixture



Testing Laboratory



Change between 2022 & 2023

● Increase ● Decrease ● No Change

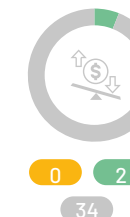
Supply



Demand



Production Change

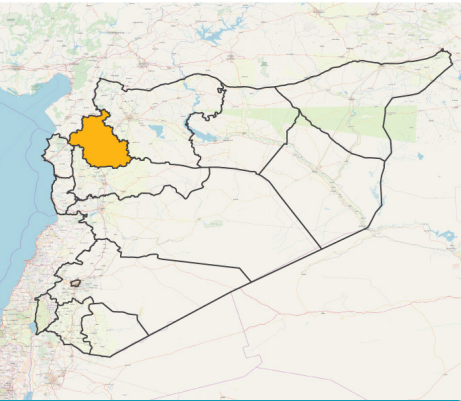


Animal Feed/Fodder Market Actors Mapping

Idleb October 2023



WHOLE OF SYRIA (WoS)
FOOD SECURITY SECTOR
Strengthening Humanitarian Response

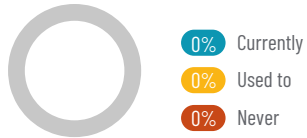


Business Type




Support Status

Received Support

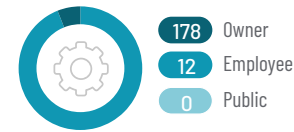


Source of Support

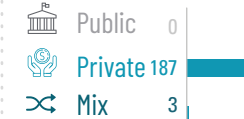


Business Status

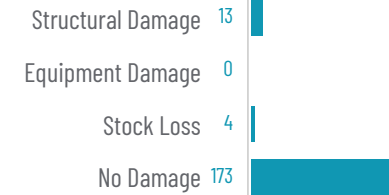
Management



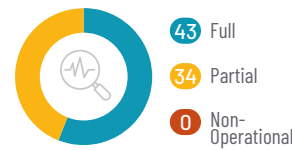
Ownership



Processing Facility Infrastructure Damages



Factory Functionality

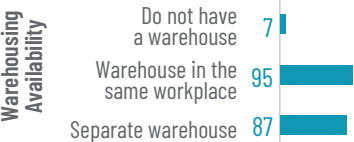


Reasons for Partial Functionality

Decrease in availability of livestock, Decrease in demand for feed/fodder, Increase in competition between businesses

Cost	USD
Building Rehabilitation	58,850
Equipment Maintenance	N/A


Warehousing



Quantity of Stored Animal Feed in MT

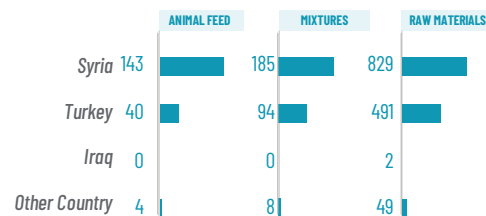


Selling Modalities

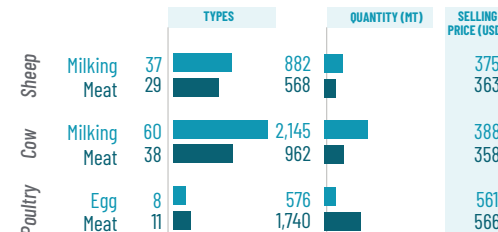


Production

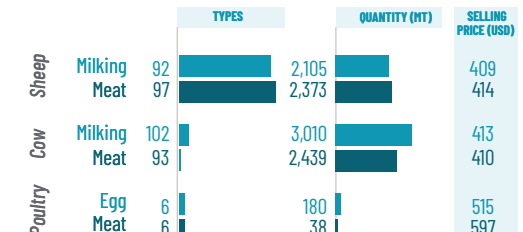
Inputs Purchase Source



Green Fodder and Animal Feed Produced



Animal Feed Mixtures



Availability

● Always Available ● Available ● Fairly Available ● Not Available

Raw Materials



Animal Feed



Mixture



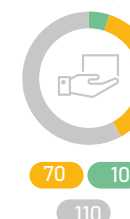
Testing Laboratory



Change between 2022 & 2023

● Increase ● Decrease ● No Change

Supply



Demand



Production Change

