



Food and Agriculture  
Organization of the  
United Nations

# Syria: Agriculture Input and Commodity Bulletin

September 2021





## Background and Introduction

Agriculture, including crop and animal husbandry, forestry, fisheries and agro-processing with post-harvest handling and marketing, constitutes the basis of socio-economic lives of most smallholder farmers in the Syrian Arab Republic. The Food and Agriculture Organization (FAO) in Syria works on strengthening value chain and food systems by building the capacity of stakeholders, mainly farmers, and expanding their knowledge and understanding of the local situation by sharing useful reports to make agriculture production more sustainable, gender sensitive, market-driven and climate smart. The Organization in Syria releases the “Monthly agriculture input and commodity price bulletin”, which provides timely insights from 35 districts across Homs, Hama, Aleppo, Tartous, Deir-ez-Zor, Rural Damascus, Al-Hasakeh and Dar’a governorates. The purpose of the bulletin is to inform relevant stakeholders, including the Food Security Sector (FSS) partners supporting agriculture and food security interventions in the country, about the prevailing prices of agriculture inputs and commodities. The bulletin is a useful periodic resource since markets and market information both play an important role in enhancing food security, income generation, resilience and rural-market linkages. Regular dissemination of market information will benefit smallholder farmers in their market-oriented production endeavor.

**DISCLAIMER:** The information in this bulletin comes from monthly market surveys conducted informally by FAO field staff. While FAO Syria strives to provide accurate and timely market information, there may be slight unintended technical or factual inaccuracies. Decisions based on information contained herein are the sole responsibility of the reader. For further insights and analysis of food prices, WFP also issues Syria Price Bulletins regularly and these can be access through the Syria Food Security Cluster FSC website here <https://fscluster.org/search?>

## Key Highlights

- Findings show that 18 out of 31 monitored agriculture inputs witnessed an increase in September 2021; the increase of Ammonium Nitrate was the highest (40 percent m-o-m), while the increase for soybean and wheat bran was 1 percent m-o-m, representing the lowest percent increase recorded in September 2021 for all monitored agriculture inputs. This increase in agriculture input prices continues to exert significant pressure on smallholder farmers, especially in terms of accessibility. The continued increase in prices for most agriculture inputs is concerning, especially considering the current and ongoing preparations for the 2021/2022 cropping season. In terms of price stability, 5 agriculture inputs remained generally stable m-o-m in September 2021. These are fungicides (Dusts, Granules or Wettable powders and Liquid), insecticides (Liquid), cattle feed and nitrate fertilizer (Granular ).
- For food, 12 out of 16 monitored food items showed varying prices increases, ranging between 1 percent for cow meat and 20 percent for potato in September 2021. Due to the intervention of internal trade and consumer ministry in September 2021, the price of sugar witnessed a slight decrease (2 percent m-o-m), following the monopoly previously practiced by some traders, which resulted in intermittent shortages of sugar in some markets. The continued increase in some food prices, will continue to limit access and dietary diversity; especially for crisis-affected vulnerable families.
- Fuel shortages, particularly diesel, persist across all the 35 monitored sites in Syria and the continued shortage of fuel is resulting in the spike of agriculture production costs. The fuel shortage is having knock-on effects on farmers, particularly land preparation, transportation, irrigation and other field operations and this will result in the subsequent price increase for most agriculture commodities. The prevailing fuel shortages will most likely affect preparations for the coming 2021/2022 winter season. Furthermore, fuel shortage is also presenting environmental impacts, especially due to the rampant cutting down of trees in the forests, especially considering the wild fires, which devastated at least 25 - 30 percent of total forest area in Syria in 2020 (source: FAO, 2020).
- In September 2021, the value of the Syrian pound versus the USD has remained generally stable in the informal market since August 2021. However, this rate remains high at 3 465 SYP/USD and will continue to

result in continued limited access to agriculture inputs by most vulnerable farmers.

- Covid-19 remains a major concern in Syria and between 23 March 2020 and 18 September 2021, there were 115, 349 cumulative cases confirmed for COVID-19 (source: WHO, September 2021). According to WHO official figures, out of the total number of confirmed Covid-19 cases, 52% (60,074) were reported from North West Syria (NWS), 26.4% (30,519) from Damascus and the remaining 21.4% (24,756) from North East Syria (NES).

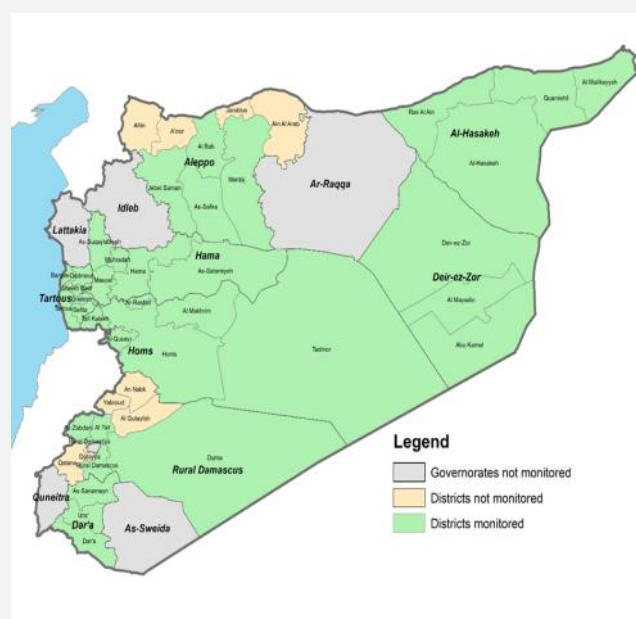


Figure 1: Markets Monitored by FAO on a monthly basis.

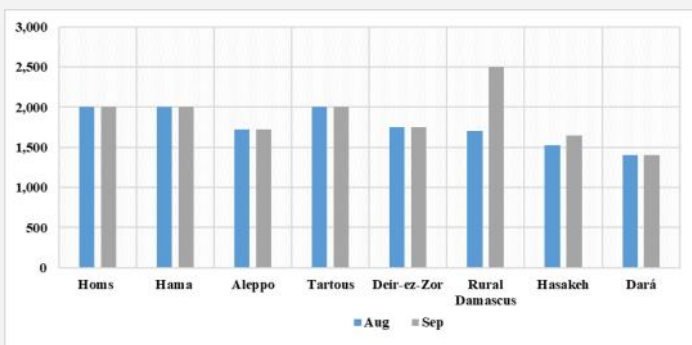
- Agriculture Commodity and Input Prices**

**Top dressing fertilizer (Urea)**

In September 2021, urea was available in the Agriculture Bank across most of the monitored governorates at an average price of 1 445 SYP per kg, except for Hasakeh governorate where there was no provision of urea fertilizer from the agriculture bank. Due to the significant challenge of urea availability, farmers are forced to purchase their unmet requirements from the local market at an average price of 1 878 SYP per kg (7 percent m-o-m increase). The prices for urea remained constant and no significant changes were observed in Homs, Hama, Tartous, Deir-ez-Zor and Dará governorates. While in Rural Damascus the selling price increased sharply (47 percent m-o-m), reaching 2 500 SYP per kg. This could be attributed to the new policy to phase-out pesticide and fertilizer subsidies, due to the shortages emanating from the prevailing economic constraints. Hasakeh governorate observed a minimal increase (8 percent m-o-m) as highlighted in **figure 2**.

**Figure 2: M-O-M Comparison of Urea Prices in SYP per Kg in**

**Local Market**



**Nitrate Fertilizer (Granular)**

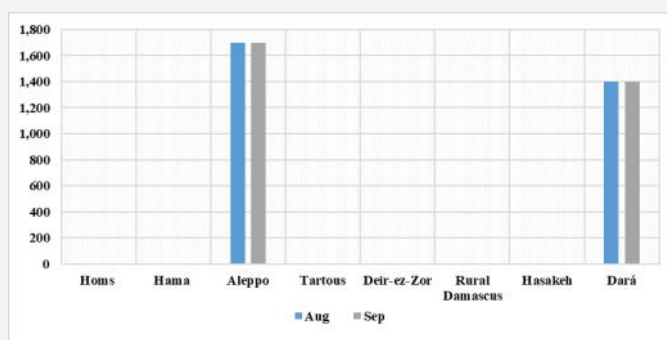
Similar to the situation in August 2021, significant challenges in stocking sufficient quantities of nitrate fertilizer across most of the governorates is being noticed, particularly in Hasakeh, Tartous, Homs, Deir-ez-Zor, Rural Damascus and Hama. The average selling price was 1 550 SYP per kg in September 2021. The average selling price of granular nitrate fertilizer remained constant in Aleppo and Dará governorates at an average selling price of 1 700 and 1 400 SYP per kg, respectively (**figure 3**).

**Nitrate Fertilizer (Liquid):**

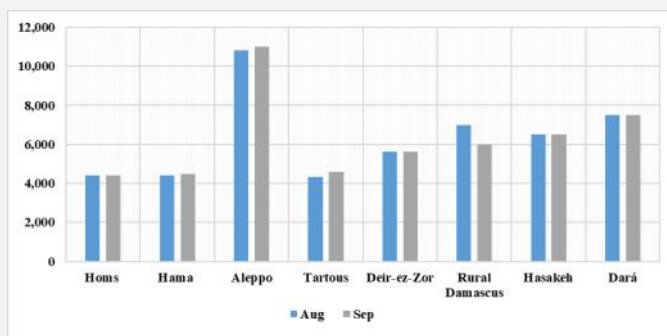
A minimal decrease was observed for the average selling price of liquid nitrate fertilizer, reaching 6 263 SYP per liter in September 2021 (1 percent m-o-m). The prices for liquid nitrate fertilizer remained generally constant in Dar'a (7 500

SYP/lit), Hasakeh (6 500 SYP/lit), Deir-ez-Zor (5 625 SYP/lit) and Homs (4 400 SYP/lit). In Rural Damascus, a slight m-o-m decrease was observed with the average selling price reaching 6 000 SYP per litre. This could be attributed to the decrease in demand currently, due to the agriculture cycle and seasonality. The average selling price in Tartous, Aleppo and Hama governorates increased slightly to 4 600, 11 000 and 4 480 SYP per litre (6, 2 and 2 percent m-o-m respectively) as highlighted in **figure 4**

**Figure 3: M-O-M Comparison of Nitrate Fertilizer (Granular) prices in SYP per Kg in Local Market**



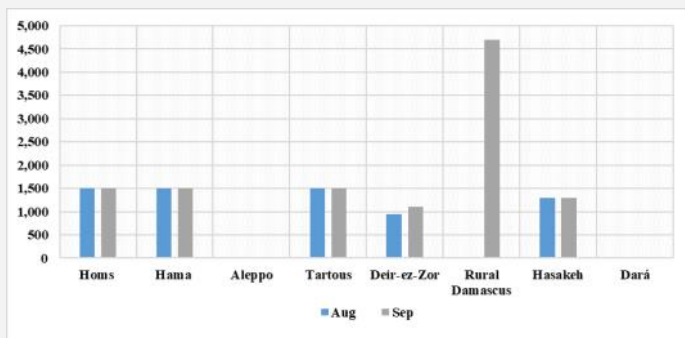
**Figure 4: M-O-M Comparison of Nitrate Fertilizer (Liquid) prices in SYP per liter in Local Market**



**Ammonium Nitrate (Topdressing):**

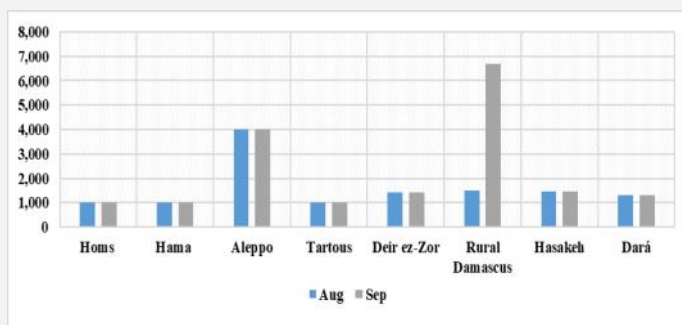
In September 2021, ammonium nitrate (AN) was available across most of the monitored governorates except in Dará and Aleppo. The average selling price for AN in September 2021 is 1 933 SYP per kg (43 percent m-o-m increase). The shortages resulting from limited supply could be the reason behind this significant increase, in addition to the new regulation regarding ceasing importation of nitrogenous products. The prices remained constant in Hasakeh, Tartous, Hama and Homs governorates and no significant changes were observed. Deir-ez-Zor governorate recorded an increase (16 percent m-o-m) and the selling price was at 1 100 SYP per kg (**figure 5**).

**Figure 5: M-o-m Comparison of Ammonium Nitrate prices in SYP per Kg in Local Market**



5 000 and 3 920 SYP per kg respectively. Rural Damascus, Hama and Tartous governorates witnessed a slight increase (7, 8 and 5 percent m-o-m respectively) and the average selling prices were 7 500 SYP per kg in Rural Damascus, 4 260 SYP per kg in Hama and 4 133 SYP per kg in Tartous (figure 8).

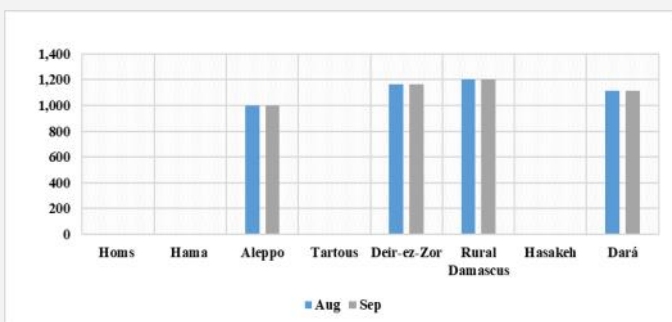
**Figure 7: M-O-M Comparison of Phosphate fertilizer (Liquid) prices in SYP per Litre in Local Markets**



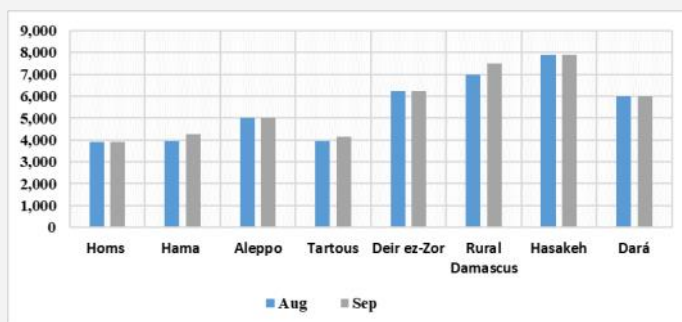
### Phosphate fertilizers (Basal)

In September 2021, shortages in Phosphate fertilizer from the agriculture bank were observed in four monitored governorates, namely Homs, Hama, Tartous and Hasakeh. The average selling price remained constant since August 2021 at 1 120 SYP per kg as highlighted in figure 6 below.

**Figure 6: M-O-M Comparison of Phosphate Fertilizer prices in SYP per Kg in Local Markets**



**Figure 8: M-O-M Comparison of NPK Prices in SYP per Kg in Local Market**



Generally, phosphate fertilizer is still available in local markets across all monitored locations at an average selling price of 2 235 SYP per kg (41 percent m-o-m increase) in September 2021. The selling price remained constant in Homs, Hama, Tartous, Aleppo, Hasakeh and Dará governorates. In Rural Damascus, a sharp increase was observed (347 percent m-o-m) and the average selling price reached 6 700 SYP per Kg. This represented the highest price increase across all the monitored governorates in September 2021 (figure 7). This could be attributed to the prevailing increase demand versus shortages in supply chain and the commencement of vegetable planting season in autumn, coupled with the continued depreciation of the local currency and its effect on prices for imported agriculture inputs (figure 7).

### NPK fertilizer (Basal)

In September 2021, NPK fertilizer prices recorded a minimal increase (2 percent m-o-m) and the average selling price was at 5 617 SYP per kg. The prices in Dar'a, Hasakeh, Deir ez-Zor, Aleppo and Homs governorates remained stable since August 2021. The average selling prices were 6 000, 7 875, 6 250,

### Pesticides

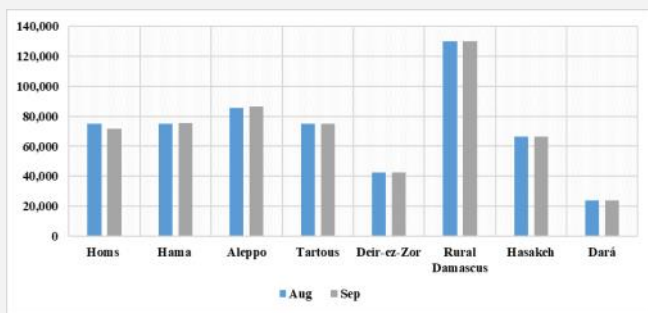
Crop-protection agro-chemicals (i.e. pesticides), which mainly include insecticides, fungicides and herbicides, remain available across all monitored governorates. In general, the average prices of pesticides remain very high and out of reach for most farmers. It is important to note that the price of pesticides continues to limit access for most vulnerable farmers and this tends to affect the application rates, leading to a greater risk of pest and disease incidences and prevalence. This will ultimately affect production, productivity or viability and the quality of farm products. FAO continues to advise sector partners and stakeholders supporting the agriculture sector, to scale-up context-specific Integrated Pest Management (IPM) approaches and tactics to minimize the reliance on expensive pesticides. IPM is an environment friendly strategy that aims at maintaining pest populations below economic damaging levels and reducing the use of toxic synthetic chemicals (i.e. pesticides). The farmers and the Food and Agriculture Sector (FAS) partners are encouraged to adopt context-specific and appropriate IPM practices, where feasible.

IPM may offer benefits in terms of long-term pest control, while minimizing the exposure of humans to hazards and avoiding environmental pollution. IPM can increase the resilience of vulnerable farming households, especially due to the prevailing economic situation and lack of price stability for various pesticides. Furthermore, most available pesticides in the local market are coming from unknown and unofficial sources, hence the quality and efficacy is difficult to verify.

\* **Insecticides (dusts, granules, wettable powders):**

The average selling price of dust, granular and wettable powder insecticides was 71 497 SYP per kg (16 percent m-o-m increase) in September 2021. Insecticides are generally available across all the monitored locations. The selling prices remained constant in Tartous, Deir-ez-Zor, Hasakeh, Rural Damascus and Dará governorates since August 2021. The lowest selling price was recorded in Dará governorate at 24 000 SYP per kg, while Homs governorate recorded a 4 percent m-o-m decrease and the price reached 71 800 SYP per Kg. Hama and Aleppo governorates both recorded a minimal increase (1 percent m-o-m) and the prices were 75 600 and 86 700 SYP per kg respectively (figure 9). It is also important to note that insecticide prices remain generally expensive in Rural Damascus .

**Figure 9: M-O-M Comparison of Insecticide (Dusts, Granules, Wettable Powder) prices in SYP per Kg in Local Market**



\* **Liquid Insecticides:**

In September 2021, the average selling price of liquid insecticides remained constant since August 2021, reaching 42 946 SYP per litre. Liquid insecticides were generally available across all of the monitored markets. The prices of liquid insecticide slightly increased in Aleppo governorate (1 percent m-o-m), reaching 44 200 SYP per litre. There was an observed decrease in Hama governorate (2 percent m-o-m), reaching 41 400 SYP per litre as illustrated in figure 10.

\* **Fungicides**

◆ **(Dusts, granules or wettable powders):**

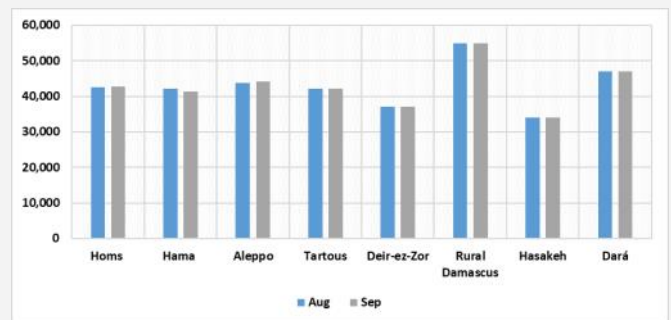
Fungicides are generally available across the monitored governorates at an average selling price of 50 791 SYP per kg.

Dará recorded the highest selling price for fungicides across all monitored governorates, reaching 85 000 SYP per kg. The average selling prices remained constant since August 2021 in most of the monitored markets. The average selling prices were as follows; Aleppo (34 500), Hama (44 400), Homs (45 800), Deir-ez-Zor (54 000), Rural Damascus (55 000) and Hasakeh (42 625) SYP per kg as illustrated in figure 11 below.

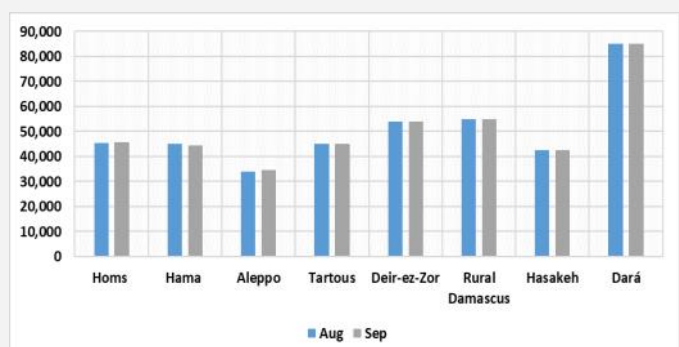
◆ **Liquid Fungicides:**

The price of liquid fungicides recorded an average of 49 049 SYP per litre in September 2021. Data from the market survey shows that slight increase in the selling price of liquid fungicides occurred in Aleppo (1 percent m-o-m). While in Hama governorate, the price decreased slightly (1 percent m-o-m), reaching 50 000 SYP per litre. In Homs, Tartous, Deir-ez-Zor, Rural Damascus, Hasakeh and Dará governorates, the prices remained unchanged since August 2021, and the prices were at 49 400 (Homs), 50 667 (Tartous), 37 625 (Deir-ez-Zor), 57 000 (Rural Damascus), 36 000 (Hasakeh) and 73 000 (Dará) SYP per litre. The highest selling price was recorded in Dará governorate since April 2021. Furthermore, the price recorded in Hasakeh was the lowest in September 2021 (figure 12).

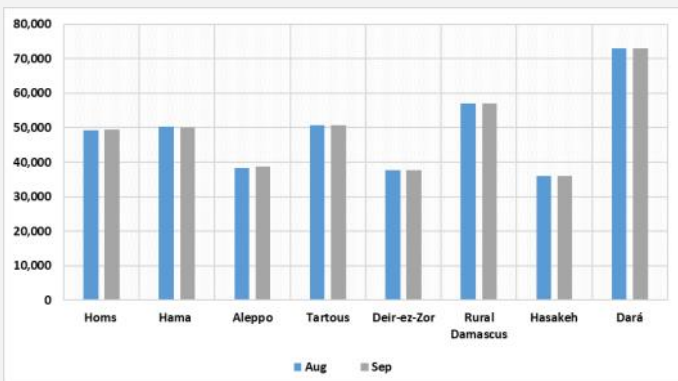
**Figure 10: M-O-M Comparison of Insecticide (Liquid) prices in SYP per Litre in Local Market**



**Figure 11: M-O-M comparison of Fungicide (Dusts, Granules or Wettable Powders) prices in SYP per Kg in Local Market**

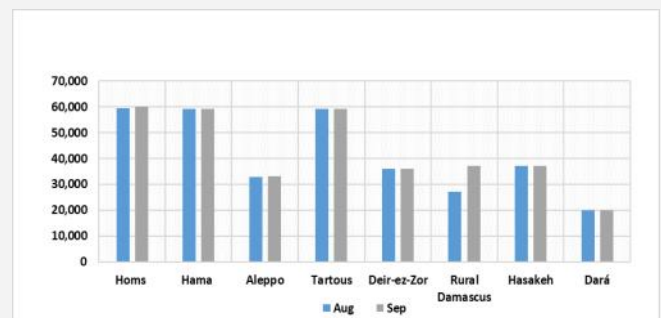


**Figure 12: M-O-M comparison of Fungicide prices in SYP per Litre in Local Market**



Some herbicides are produced in the country and others are imported and considered more effective. For instance, in Homs and Hama governorate, the most commonly used herbicides are **Treflan** and **Afalon**, while you commonly find **Topac**, **agri Combi** and **Atlantis** in Aleppo governorate. In Damascus and South area, **Granstar**, **Agri Combi** and **Tredolan** are the most commonly used herbicides among many others. It is important to note that various herbicides continue to find their way onto the local market, but are regulated by the government of Syria (GoS) regulations and procedures for importing agro-chemicals.

**Figure 14: M-O-M Comparison of Herbicide prices in SYP per Litre in Local Market**



**Poultry Feed (Egg production):**

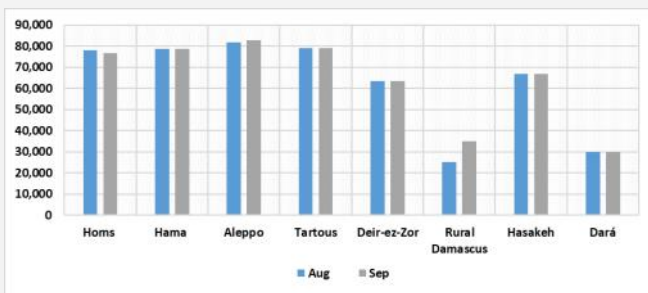
In terms of cost, feed is the most important input for intensive poultry production. For maximum performance and good health, poultry needs a steady supply of water, energy, protein, essential amino acids, minerals and vitamins. Tracking poultry feed price dynamics is very vital for poultry value chain actors. In September 2021 the average selling price of poultry feed for egg production recorded was 1 946 SYP per kg (4 percent m-o-m increase). In Deir-ez-Zor, Rural Damascus and Hasakeh governorates, prices remained constant since August 2021. As reported in previous months, most families in Deir-ez-Zor continue to depend on other governorates to cover their requirements for eggs. Some families continue to obtain eggs from neighbouring countries through illegal trading routes with unverified quality and standards. Furthermore, the price in Tartous, Homs, Hama, Aleppo and Dará governorates increased slightly (8, 6, 6, 5 and 5 percent m-o-m respectively) as highlighted in **figure 15**.

Poultry feed prices continue to be unstable due to the intermittent shortages of key components of the fodder as a result of low production and import restrictions due to the economic sanctions. This is also combined with the prevailing fuel challenges, which may also be contributing to the supply chain bottlenecks. Subsequently, most vulnerable smallholder farmers engaged in egg production are finding it difficult to afford the high production costs and this will potentially impact egg production and viability .

\* **Herbicides**

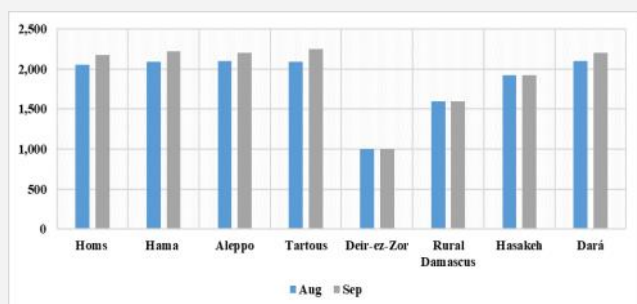
In general, the average price of **herbicides (i.e. dusts, granules or Wettable powders)** was 64 100 SYP per kg (2 percent m-o-m increase). A significant increase in the selling price of herbicides was recorded in Rural Damascus (40 percent m-o-m), however this price is still below the herbicides average selling price in other governorates. This is could be attributed to the recent shortages caused by limited supply. In Aleppo governorate, a 1 percent m-o-m increase was recorded, reaching 82 900 SYP per Kg and this represents the highest price across all the monitored markets. In Homs governorate, a slight 2 percent m-o-m decrease was witnessed in September 2021, and the average selling price was at 76 600 (**figure 13**).

**Figure 13 : M-O-M Comparison of dusts, granules or wettable powder Herbicide prices in SYP per Kg in Local Market**



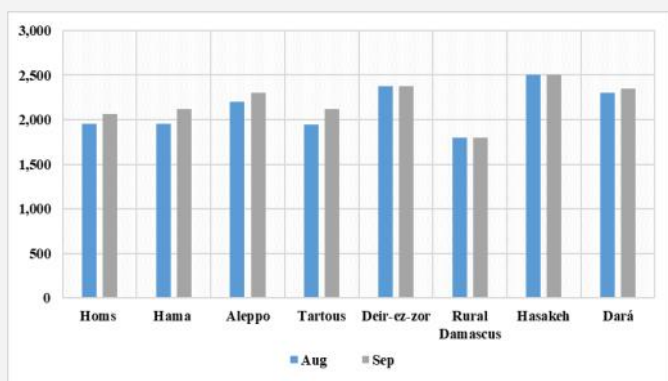
**Liquid herbicides** recorded a 3 percent m-o-m increase with an average selling price of 42 683 SYP per litre. The price recorded in Dará was the lowest at 20 000 SYP per litre and remained constant since August 2021. The prices in Hasakeh, Deir-ez-Zor, Tartous and Hama governorates also remained unchanged in September 2021. Furthermore, Rural Damascus governorate witnessed a significant increase in the average selling price of liquid herbicides (37 percent m-o-m) and the actual price recorded was 37 000 SYP per litre. In both Homs and Aleppo, a slight increase was observed (1 percent m-o-m) and the prices were at 33 000 and 60 000 SYP per litre respectively (**figure 14**).

**Figure 15: M-O-M Comparison of Poultry Feed prices for egg production (Starter caring process) in SYP per Kg in Local Market**



The average selling price of the poultry feed for **chicken meat** production recorded in September 2021 was 2 203 SYP per Kg. The prices in Deir-ez-Zor, Rural Damascus and Hasakeh governorates remained constant since August 2021. The prices were 2 375 (Deir-ez-Zor), 1 800 (Rural Damascus) and 2 500 (Hasakeh) SYP per Kg respectively. Tartous, Hama, Homs, Aleppo and Dar'a governorates experienced slight increases in poultry feed (9, 9, 6, 5 and 2 percent m-o-m respectively) and the prices reached 2 117 (Tartous), 2 120 (Hama), 2 060 (Homs), 2 300 (Aleppo) and 2 350 (Dar'a) SYP per Kg respectively (figure 16).

**Figure 16: M-O-M Comparison of Poultry Feed prices for meat production in SYP per Kg in Local Market**

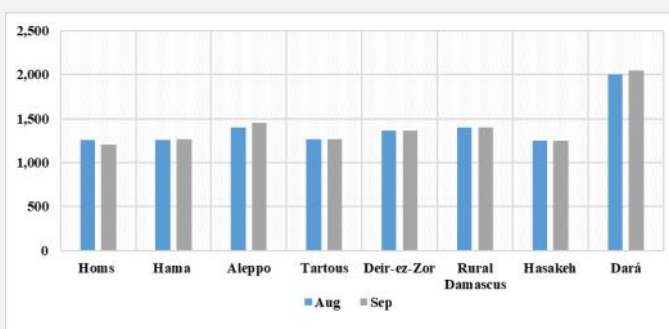


### Cattle feed

In general, **Cattle feed** was available within the governorates at an estimated price of 1 406 SYP per kg. The availability of cattle feed was acceptable in the monitored governorates. In Hasakeh, Rural Damascus, Deir-ez-Zor and Tartous governorates, the prices remained constant since August 2021, recording 1 250, 1 400, 1 363 and 1 262 SYP per kg respectively. The highest selling price was observed in Dar'a at 2 050 SYP per kg. The lowest price was recorded in Hasakeh governorate at 1 250 SYP per kg, with Homs governorate recording a minimal decrease (4 percent m-o-m), dropping to 1 204 SYP per Kg. In contrast, Aleppo, Dar'a and Hama governorates observed a slight increase (4, 3 and 1 percent m-o-m) respectively. This could be attributed to limited availability of green fodder and the effect of the drought-like conditions on pasture growth and production, combined with the current high demand for livestock feed. FAO will

closely monitor the price trends for cattle feed as the winter and 2021/2022 rainfall season commences (figure 17).

**Figure 17: M-O-M Comparison of Cattle feed prices in SYP per Kg in Local Market**



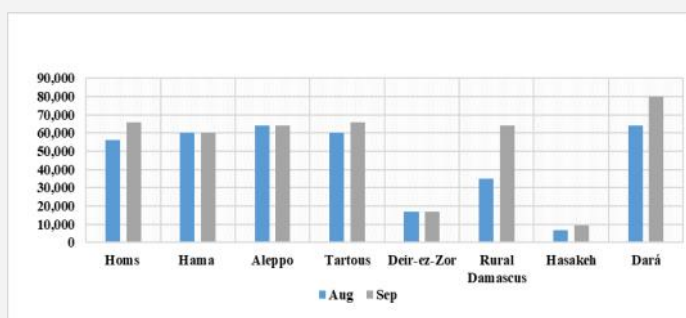
### Diesel Fuel

The average **diesel fuel** price witnessed a notable m-o-m increase of 18 percent in local markets, reaching 53 281 SYP per 20 litres (see figure 18). Rural Damascus and Hasakeh governorates witnessed a significant price increase in diesel fuel for a 20 litre gallon (83 and 42 percent m-o-m respectively) and the prices recorded in September 2021 were 64 000 (Rural Damascus) and 9 250 (Hasakeh) SYP per 20 litre respectively. This could be attributed to the limitation in supply versus the prevailing high demand, lack of government's provision of fuel for agriculture purposes and the expensive price of fuel. Dar'a governorate also witnessed a sharp increase of 25 percent m-o-m and the selling price reached 80 000 SYP per 20 litre representing the highest price across the monitored locations. This is due to shortages caused by supply chain bottlenecks that are adversely affecting the stability of diesel prices and continued increase. While in Hama, Deir-ez-Zor and Aleppo governorates, the prices remained constant since August 2021 and the prices were at 60 000, 17 000 and 64 000 SYP per 20 litre respectively. Tartous and Homs governorates recorded 10 and 18 percent m-o-m increase respectively (figure 18).

The continued shortage of and limited access to diesel fuel will affect the preparedness of most vulnerable smallholder farmers, as they prepare for the upcoming winter cropping season. Overall, diesel fuel shortage and access constraints will affect agricultural production and will subsequently threaten agriculture-based livelihoods, especially water extraction and irrigation operations. Diesel is important for many farming operations, including the afore-mentioned and its continued shortage and limited access in some areas, will affect food production, household-level food and nutrition security and prospects for income generation among crisis-affected farmers.



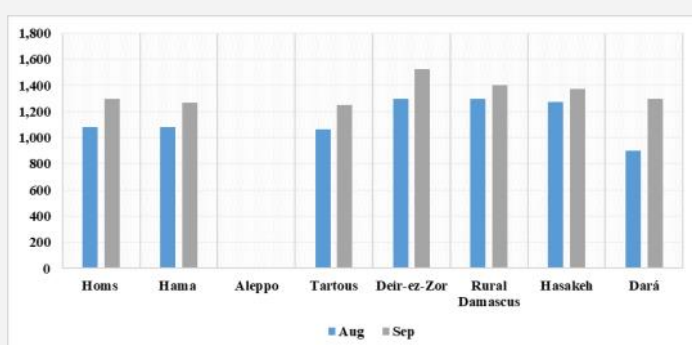
**Figure 18: M-O-M Comparison for Diesel Fuel prices in SYP per 20 Litre in Local Market**



### Wheat seed for planting

In September 2021, the official price of **wheat seed** was not announced by GOSM for the upcoming planting season. However, in local markets, the price of wheat seed was around 1 346 SYP per kg (18 percent m-o-m increase). In Homs Hama, Deir-ez-Zor, Tartous, and governorates, a notable increase was recorded (20, 18, 17 and 17 percent m-o-m) and the prices were at 1 300, 1 270, 1 270 and 1 525 SYP per kg respectively. An 8 percent m-o-m increase was also observed in Rural Damascus and Hasakeh governorates, with the price reaching 1 400 and 1 375 SYP per kg respectively. While in Dará, the selling price for wheat seed observed a significant increase (44 percent m-o-m), reaching 1 300 SYP per kg. This significant increase could be attributed to the current high demand as the planting season commences and also the limited supply and availability of retained seed, because of the poor 2020/2021 agricultural season, which resulted in low yield. Furthermore, there is an anticipated shortage of wheat seed for the upcoming season (figure 18). Sector partners are encouraged to provide immediate support to vulnerable small farmers, through provision of quality wheat seed, to sustain the production of the staple crop and contribute to food security (figure 19).

**Figure 19: M-O-M Comparison for Wheat seed prices in SYP per Kg in Local Market**

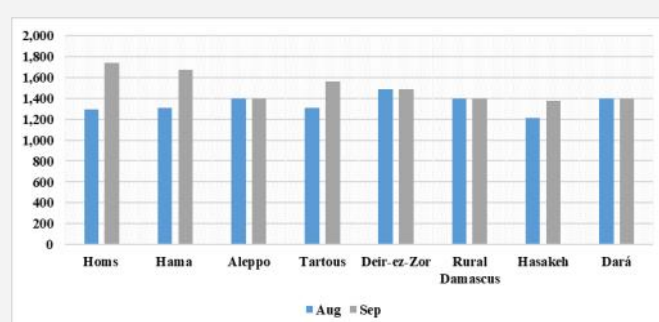


### Barley seed

**Barley seed** remained available in the local markets at an average selling price of 1 504 SYP per kg (11 percent m-o-m

increase). The prices in Homs and Hama governorates witnessed a significant increase (35 and 27 percent m-o-m) and the prices were at 1 740, 1 670 SYP per kg respectively. The possible explanation for the observed increase could be the current high demand and the high official selling price of barely at the General Organization for Seed Multiplication (GOSM). Furthermore, due to the low production costs for barley compared to wheat, some farmers are now preferring to plant barley and hence the increased demand for barley seed. The prices in Deir-ez-Zor, Rural Damascus, Aleppo and Dará remained constant since August 2021, while in Hasakeh governorate a slight increase of 13 percent m-o-m was observed, as highlighted in figure 20 below.

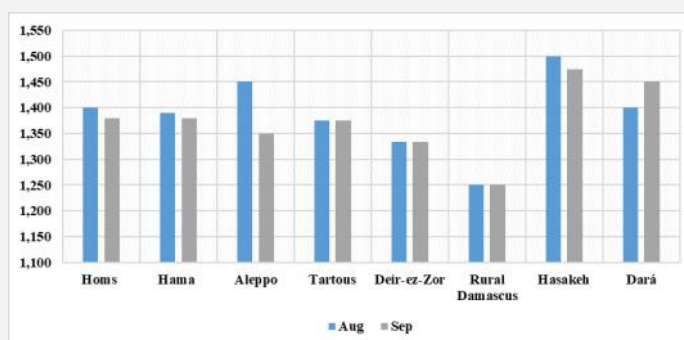
**Figure 20: M-O-M comparison of Barely seed prices in SYP per Kg in Local Market**



### Maize grain (Corn)

In September 2021, the price of maize observed a minimal decrease (1 percent m-o-m) reaching 1 374 SYP per kg. In Tartous, Deir-ez-Zor and Rural Damascus the price remained constant since August 2021. In Dará, a slight increase was observed (4 percent m-o-m). Aleppo, Hasakeh, Homs and Hama governorates witnessed a slight decrease (7, 2, 1 and 1 percent m-o-m) and the prices dropped to 1 350 (Aleppo), 1 475 (Hasakeh), 1 380 (Homs) and 1 380 (Hama) SYP per kg (figure 21). This is could be attributed to the low demand by farmers due to the increased availability of corn from the current 2021 summer production. Maize grain is commonly used as an important ingredient during the production of most livestock fodder, due to its high nutritional content, especially starch, fibre and protein (figure 21)

**Figure 21: M-O-M Comparison of Maize grain prices in SYP per Kg in Local Market**

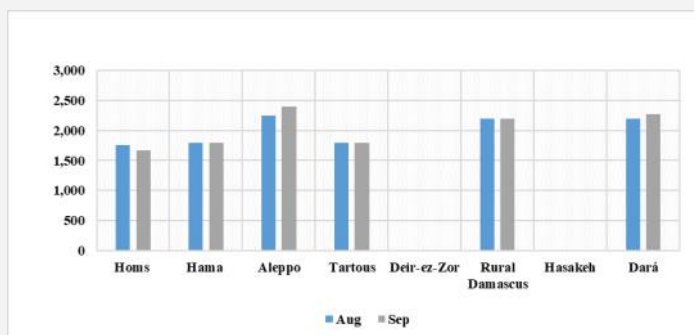


### Soybean Meal

In September 2021, the price of **Soya bean** reached 2 023 SYP per kg (1 percent m-o-m increase).

Soya bean was generally available in six governorates out of the eight that are monitored. In Rural Damascus, Tartous and Hama governorates, the prices remained constant since August 2021. Homs governorate witnessed a slight decrease (5 percent m-o-m) and the price reached 1 670 SYP per kg. In contrast, Aleppo and Dará governorates observed a slight increase (7 and 3 percent m-o-m respectively) as highlighted in figure 22.

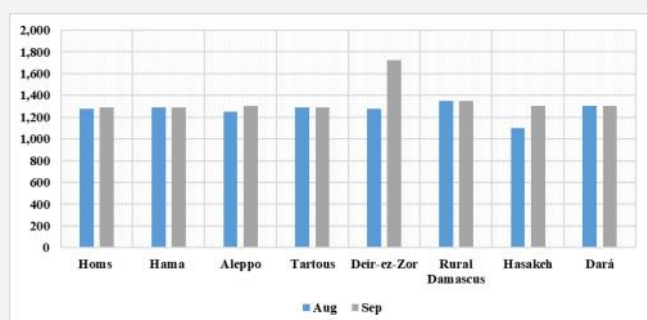
**Figure 22: M-O-M Comparison of Soya bean Prices in SYP per Kg in Local Market**



### Barley Grain

The average selling price of **barley grain** increased slightly 7 percent m-o-m, reaching 1 356 SYP per kg in September 2021. A significant increase of 35 percent m-o-m was observed in Deir-ez-Zor, with the price rising to 1 725 SYP per kg. The increased could be due to increased demand from farmers, as they seek to cultivate barley early, to ensure timely availability of barely forage in winter. However, prices in Rural Damascus, Dar’a, Tartous and Hama governorates remained unchanged since August 2021. The price in Hasakeh witnessed a slight increase (18 percent m-o-m) reaching 1 300 SYP per kg. In Aleppo and Homs, a 4 and 1 percent m-o-m increase was observed respectively as highlighted in figure 23 below:

**Figure 23: M-O-M Comparison of Barely grain prices in SYP per Kg in Local Market**

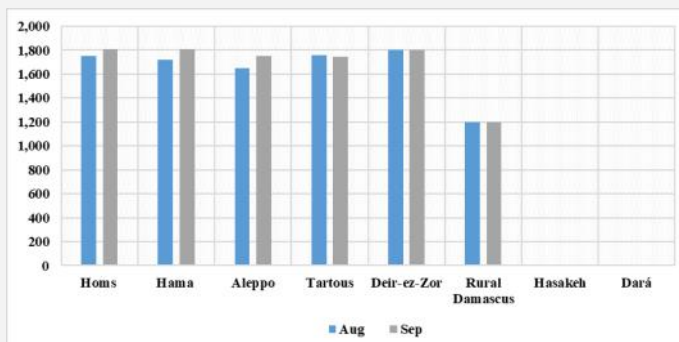


### Cottonseed Meal

In general, the average selling price of cotton meal was at 1 686 SYP per kg (2 percent m-o-m increase) in September 2021. **Cottonseed meal** was not available in Hasakeh and Dará governorates during the mentioned monitoring period. The prices remained constant in Deir-ez-Zor and Rural Damascus governorates since August 2021. Tartous governorate witnessed a minimal decrease in the average selling price (1 percent m-o-m). While the prices in Aleppo,

Hama and Homs governorates witnessed a slight increase (6, 5 and 3 percent m-o-m), reaching 1 750, 1 810 and 1 810 SYP per kg respectively as shown in figure 24.

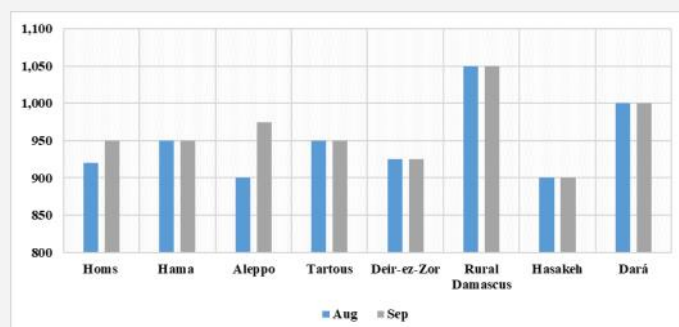
**Figure 24: M-O-M Comparison of Cottonseed Meal Prices in SYP per Kg in Local Market**



### Wheat Bran

In September 2021, **wheat bran** was generally available across all monitored markets as it is a major by-product of the milling process. Findings showed that the price in Dará, Hasakeh, Rural Damascus, Deir-ez-Zor, Tartous and Hama governorates remained stable since August 2021. While, Aleppo and Homs governorates witnessed a minimal increase (8 and 3 percent m-o-m respectively), reaching 975 SYP per kg in Aleppo and 950 SYP per kg in Homs (figure 25). This is could be attributed due to the increase in the transportation cost and local demand.

**Figure 25: M-O-M Comparison of Wheat Bran prices in SYP per Kg in Local Market**

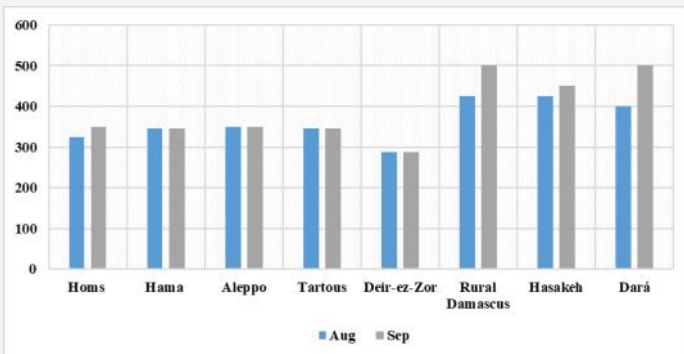


### Wheat Straw

**Wheat straw** was generally available across most of the monitored governorates at an average price of 391 SYP per kg. The price of wheat straw increased slightly (8 percent m-o-m) in September 2021 and this can be attributed to the prevailing high demand and diminishing supply. The prices in Hama, Aleppo, Tartous and Deir-ez-Zor governorates remained constant since August 2021. In Dará governorate, a significant increase in the price of wheat straw was recorded (25 percent m-o-m) and the average selling price was 500 SYP per kg. This could be attributed to the erratic 2020/2021 season, water scarcity and the drought-like conditions, which resulted in significant crop production losses, particularly for winter crops. In Rural Damascus, Homs and Hasakeh governorates, there was an observed 18, 8 and 6 percent m-o-

there was an observed 18, 8 and 6 percent m-o-m increase in the selling price respectively; reaching 500, 350 and 450 SYP per kg in the mentioned governorates respectively (figure 26).

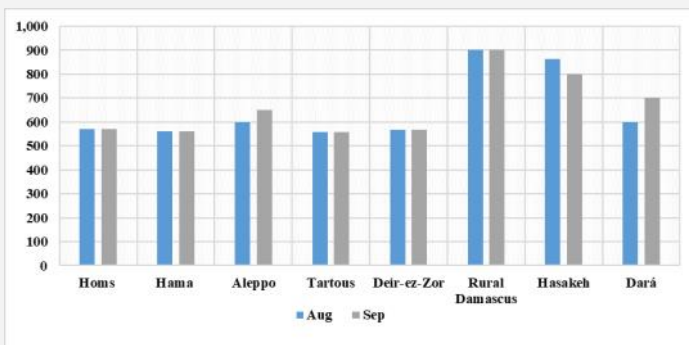
**Figure 26: M-O-M Comparison of Wheat straw prices in SYP per Kg in Local Market**



### Crop Residues

The average selling price of crop residues increased slightly in August 2021 (2 percent m-o-m), reaching 663 SYP per kg in September 2021. Hasakeh governorate witnessed a slight decrease (7 percent m-o-m) and the price reached 800 SYP per kg. The prices in Deir-ez-Zor and Aleppo governorates recorded an increase of 17 and 8 percent m-o-m respectively, while prices in Homs, Hama, Tartous, Deir-ez-Zor and Rural Damascus governorates remained constant since August 2021 (figure 27).

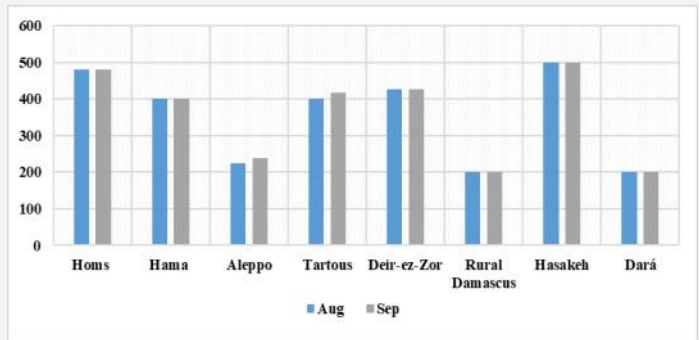
**Figure 27: M-O-M Comparison of Crop Residues prices in SYP per Kg in Local Market**



### SECTION B. Food Prices:

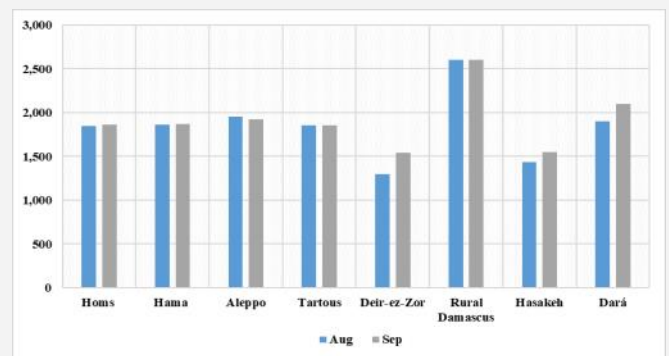
The price of **bread** decreased slightly in September 2021 (1 percent m-o-m), reaching 357 SYP per rabta. In Tartous and Aleppo governorates, the price of bread increased slightly (4 and 6 percent m-o-m). While in Homs, Hama, Rural Damascus, Deir-ez-Zor, Hasakeh and Dar'a the prices remained constant since August 2021. The bread subsidy system remains in place by government, with close monitoring by local authorities. The bread subsidy system and monitoring by the local authorities seeks to stabilize bread prices despite the increase in production costs and wheat shortages (figure 28).

**Figure 28: M-O-M Comparison of Bread Prices in SYP per pack (i.e. Rabta) in Local Market**



The price of **wheat flour** recorded a minimal 4 percent m-o-m increase and the average selling price reached 1 914 SYP per kg. While the prices in Deir-ez-Zor and Dará governorates witnessed a slight increase (19 and 11 percent m-o-m), reaching 1 545 and 2 100 SYP per kg respectively. This could be attributed to the prevailing limited availability of wheat flour in some markets and high demand, combined with the government regulations on wheat trade and stocking. The prices in Tartous and Rural Damascus remained stable since August 2021. Aleppo governorate recorded a slight decrease (1 percent m-o-m), with the selling price reaching 1 925 SYP per kg. Hama and Homs governorates observed a slight 1 percent m-o-m increase in the selling price of wheat flour, reaching 1 870, 1 860 SYP per kg respectively, as highlighted in figure 29.

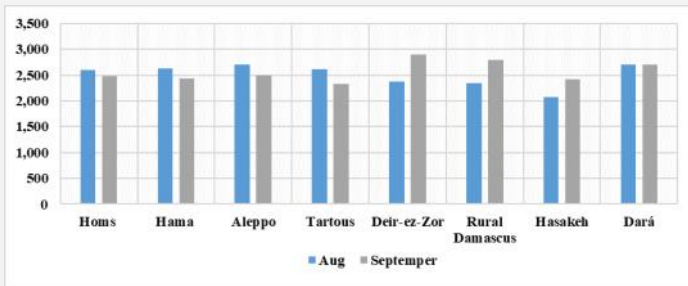
**Figure 29 :M-O-M Comparison of Wheat Flour Prices in SYP per Kg in Local Market**



The average selling price of **sugar** across the monitored governorates recorded a slight increase (3 percent m-o-m), reaching 2 571 SYP per kg. The price of sugar in Deir-ez-Zor governorate increased significantly (22 percent m-o-m). This is due to the diminishing supply, coupled with limited availability of this food commodity in markets since the start of September 2021. A slight increase was recorded in Rural Damascus and Hasakeh governorates (19 and 17 percent m-o-m respectively), with the price rising to 2 800 SYP per kg in Rural Damascus and 2 425 SYP per kg in Hasakeh.

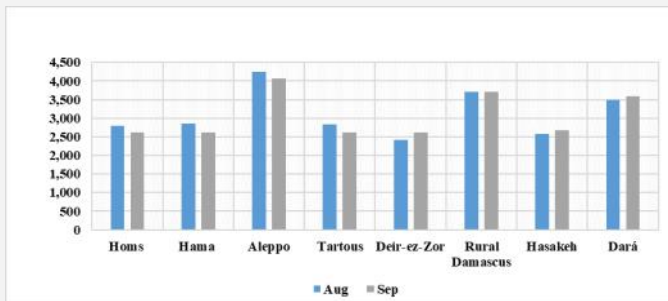
A notable decrease in sugar prices was observed in Homs, Hama, Aleppo and Tartous governorates, reaching 2 480 and 2 440, 2 500 and 2 325 SYP per kg respectively. The price in Dará governorate remained unchanged since August 2021 (figure 30).

**Figure 30: M-O-M Comparison for Sugar Prices in SYP per Kg in Local Market**



In general, the price of rice decreased slightly in September 2021 (2 percent m-o-m), reaching 3 068 SYP per kg. In Aleppo, Homs, Hama and Tartous governorates, the recorded price was 4 075, 2 620, 2 620 and 2 625 SYP per kg, representing 4, 6, 8 and 8 percent m-o-m decrease respectively. The prices in Deir-ez-Zor, Hasakeh and Dará governorates increased slightly (8, 4 and 3 percent m-o-m respectively). The price in Rural Damascus remained constant since August 2021, reaching 3 700 SYP per kg (figure 31).

**Figure 31: M-O-M Comparison of Rice prices in SYP per Kg in Local Market**

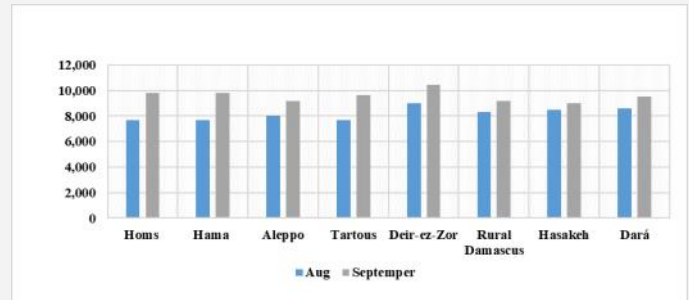


The average selling price across all monitored locations and markets for eggs showed a notable increase in August 2021 (17 percent m-o-m), reaching 9 575 SYP for a crate or pack. Homs, Hama and Tartous governorates showed a significant 28, 28 and 25 percent m-o-m increase, with the prices rising to 9 820, 9 820 and 9 633 SYP per pack respectively. In Deir-ez-Zor, Aleppo, Rural Damascus and Dará, the prices recorded a notable increase (16, 15, 11 and 10 percent m-o-m respectively). This increase could be attributed to the limited supply in the market and an increase in the transportation costs, coupled with the increase in the cost of production (figure 32).

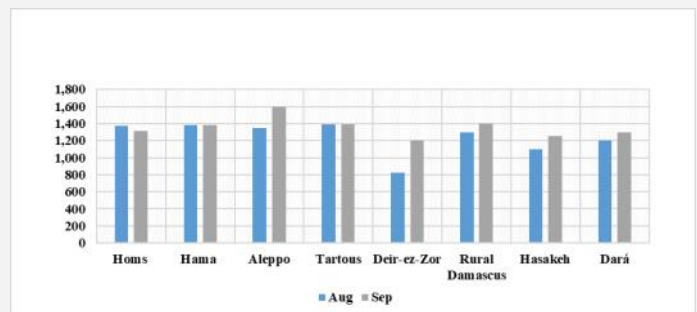
In general, the selling price of cow milk increased slightly in September 2021 (9 percent m-o-m) and the average price reached 1 354 SYP per litre. The prices in Deir-ez-Zor increased significantly (45 percent m-o-m), reaching 1 200

SYP per litre. Aleppo, Hasakeh, Rural Damascus and Dará governorates witnessed a slight increase (19, 14, 8 and 8 percent m-o-m respectively). The prices in Hama and Tartous remained constant since August 2021, at 1 380 and 1 392 SYP per litre respectively. Homs governorate recorded a 4 percent m-o-m decrease and the price reached 1 310 SYP per litre (figure 33). This slight increase could be attributed to the prevailing price increase in and limited supply of fodder, due to the poor pasture production and erratic season in 2020/2021.

**Figure 32 : M-O-M Comparison of Egg prices in SYP per Pack in Local Market**



**Figure 33: M-O-M Comparison of Cow Milk prices in SYP per Litre in Local Market**

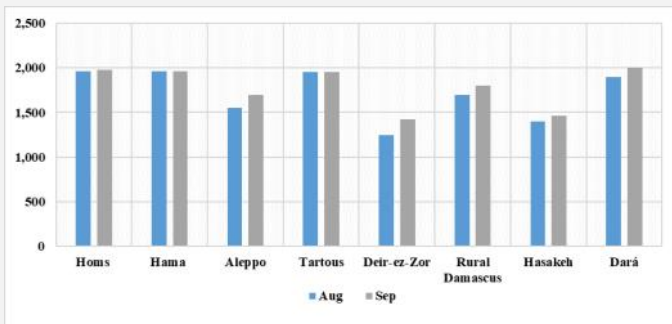


The average selling price for sheep milk increased slightly in September 2021 (4 percent m-o-m) across the monitored markets, with the average selling price increasing to 1 785 SYP per litre. A slight increase was recorded in Deir-ez-Zor and Aleppo governorates (14 and 10 percent m-o-m respectively). This could be attributed to the general increase in the cost of production and the prevailing and prolonged shortage of feed. Rural Damascus, Dará and Hasakeh governorates also recorded slight increases in the selling price of sheep milk, ranging from 6, 5 and 4 percent m-o-m respectively). The selling prices for sheep milk observed in the afore-mention locations are 1 800 (Rural Damascus), 2 000 (Dará) and 1 463 (Hasakeh) SYP per litre respectively. The average selling price recorded in Hama was 1 960 SYP per litre, remaining constant since August 2021 as shown in figure 34.

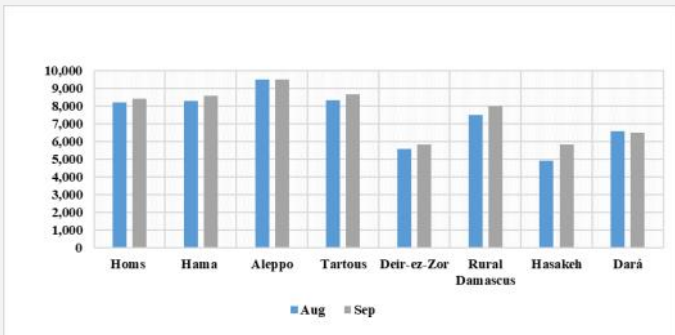
For Chicken meat, the average selling price reached 7 668 SYP per kg (4 percent m-o-m increase) in September 2021. The highest selling price of 9 500 SYP per kg was recorded in Aleppo governorate, remaining constant since August 2021.

Hasakeh governorate observed a notable increase of 19 percent m-o-m and the price was at 5 850 SYP per kg. The selling price of chicken meat increased slightly by 7 percent m-o-m in Rural Damascus and by 4 percent m-o-m in Deir-ez-Zor, Tartous and Hama governorates. The price increased to 8 000 (Rural Damascus), 5 825 (Deir-ez-Zor), 8 667 (Tartous) and 8 600 (Hama) SYP per kg respectively. In Aleppo, the price of chicken meat remained constant since August 2021. In Dará governorate, the price decreased slightly reaching 6 500 SYP per kg (2 percent m-o-m) as highlighted in **figure 35**.

**Figure 34: M-O-M Comparison of Sheep Milk prices in SYP per Litre in Local Market**



**Figure 35: M-o-m Comparison of chicken meat prices in SYP per Kg in Local Market**

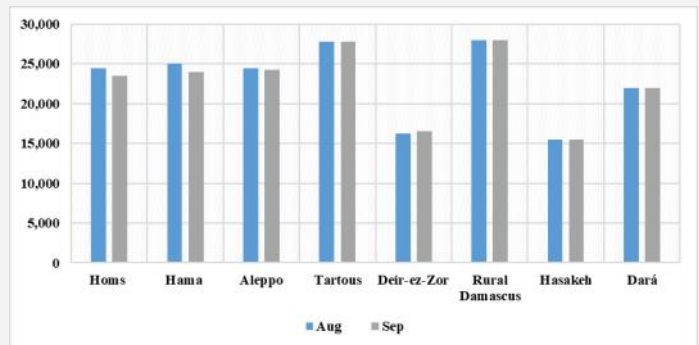


The average selling price for **sheep meat** (i.e. mutton) witnessed a negligible decrease in September 2021 (1 percent m-o-m) to 22 698 SYP per kg. The prices in Dar'a , Hasakeh, Rural Damascus and Tartous governorates remained constant since August 2021 at 22 000 SYP (Dar'a), 15 500 SYP (Hasakeh), 28 000 SYP (Rural Damascus) and 27 833 SYP (Tartous) per kg respectively. For Aleppo, Homs and Hama governorates, a slight decrease was observed and the average selling price dropped to 24 250, 24 000 and 23 500 SYP per kg respectively. The price of sheep meat in Deir-ez-Zor also recorded a slight increase (2 percent m-o-m) as highlighted in **figure 36**.

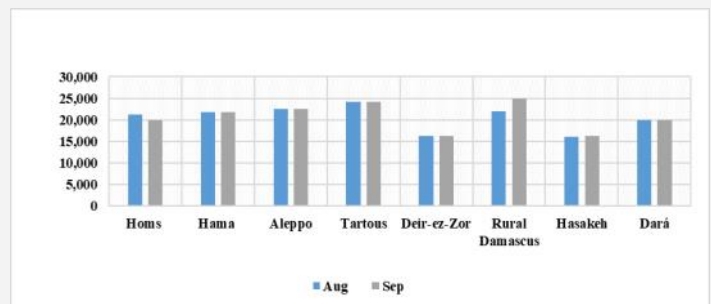
For **cow meat** (i.e. beef), the prices in Rural Damascus increased slightly (14 percent m-o-m) and the average selling price reached 25 000 SYP per kg in September 2021. The prices in Hama, Aleppo, Tartous, Deir-ez-Zor and Dar'a

governorates remained constant since August 2021. Homs witnessed a slight decrease (6 percent m-o-m) and the price dropped slightly to 20 000 SYP per kg. The selling price recorded for September 2021 in Hasakeh is 20 000 per kg (2 percent m-o-m increase) as shown in **figure 37**.

**Figure 36: M-O-M Comparison of Sheep Meat (i.e. Mutton) prices in SYP per Kg in Local Market**



**Figure 37: M-O-M Comparison of Cow Meat Prices in SYP per Kg in Local Market**

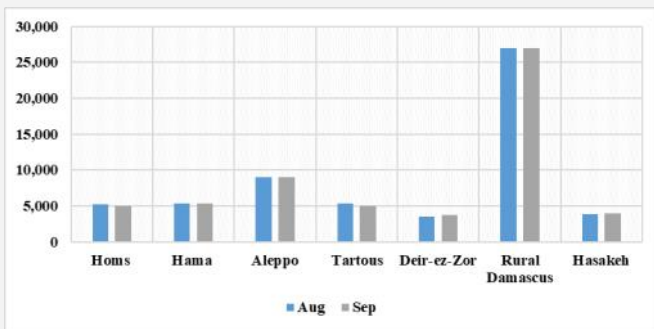


The average selling price for **fish** reached 8 425 SYP per kg (1 percent m-o-m decrease) in September 2021. A 6 percent m-o-m decrease was noted in Tartous governorate and the price was 5 000 SYP per kg. Homs and Hama governorates also observed a slight decrease (4 and 2 percent m-o-m respectively). While in Rural Damascus and Aleppo governorates, the prices remained constant since August 2021. Deir-ez-Zor and Hasakeh governorates witnessed a minimal increase (7 and 1 percent m-o-m respectively). The highest price was still recorded in Rural Damascus at 27 000 SYP per kg as highlighted in **figure 38** below. This can be attributed to the increase in demand, limited supply and high transportation cost.

The consumption of fish by most families in Syria remains generally low due to the low natural productivity of inland fisheries combined with low purchasing power among most families in Syria. Furthermore, the high cost of fishmeal and other fish production inputs also contribute to the high cost of fish. FAO acknowledges the nutritional value of fish and the potential contribution that the fisheries and aquaculture

sector may bring to the Syrian economy.

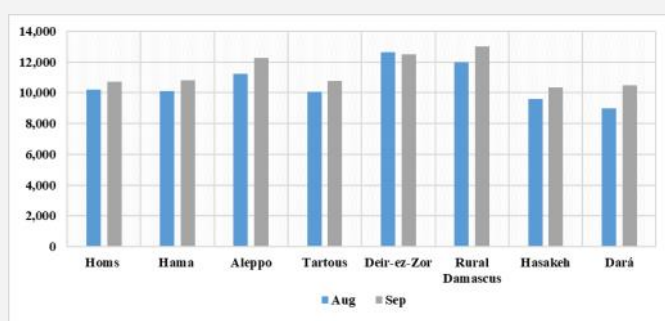
**Figure 38: M-O-M Comparison of Fish prices in SYP per KG in Local Market**



Generally, the average **olive oil** price increased by 7 percent in September 2021 and the average selling price was at 11 353 SYP per litre for the eight monitored governorates. The increase in demand versus limited supply of olive oil resulted in a general increase in the price of olive oil across the monitored locations. Furthermore, there is an anticipation that olive production for this year will not be that good due to the prevailing water scarcity and a poor 2020/2021 rainfall season.

The olive oil price in Dará , Aleppo, Rural Damascus and Hasakeh governorates increased slightly (17, 9 , 8 and 8 percent m-o-m ), reaching 10 500, 12 250, 13 000 and 10 325 SYP per litre respectively. Deir-ez-Zor witnessed a minimal decrease in the selling price (1 percent m-o-m), reaching 12 500 SYP per litre. A slight increase was also noticed in Tartous and Hama (7 percent m-o-m) and Homs (5 percent m-o-m) as shown in **figure 39**.

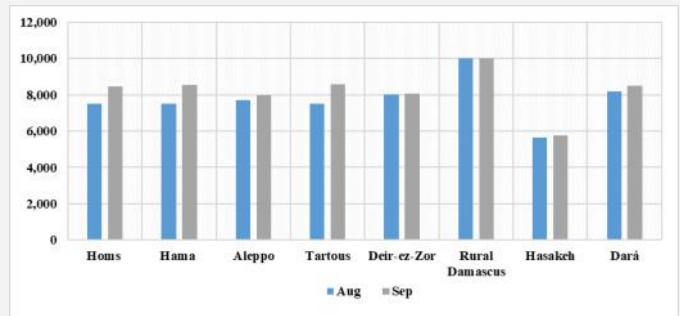
**Figure 39: M-O-M Comparison of Olive Oil Prices in SYP per Litre in Local Market**



A 6 percent m-o-m increase was recorded for the average selling price of **sunflower oil** in September 2021, reaching 8 246 SYP per litre. In Homs, Hama and Tartous the prices were 8 480, 8 540 and 8 600 SYP per litre. This represents a 13 percent m-o-m increase in Homs, 14 percent m-o-m increase in Hama and a 15 percent m-o-m increase in Tartous. The general increase for sunflower oil could be attributed to the continued rise in transportation costs due to fuel shortages and the high cost of petrol and diesel, bottlenecks within the

supply chain, considering the prevailing high demand. In Rural Damascus, the price for sunflower was 10 000 SYP per litre with no observed change since August 2021. The price of sunflower oil in Aleppo, Dará Hasakeh and Deir-ez-Zor governorates increased slightly to 8 000, 8 500, 5 775 and 8 075 SYP per litre as highlighted in **figure 40**.

**Figure 40: M-O-M Comparison of Sunflower Prices in SYP per Litre in Local Market**

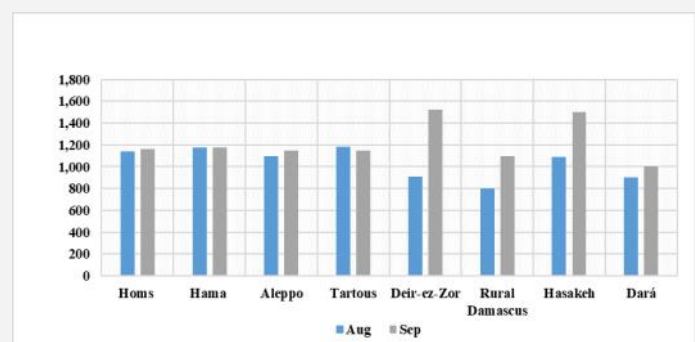


In general, an 18 percent m-o-m increase was recorded for the average selling price of **tomatoes** across the monitored locations and markets in September 2021.

The average selling price reached 1 221 SYP per kg. Sharp increases of 38 percent m-o-m were recorded across Hasakeh and Rural Damascus and 67 percent m-o-m for Deir-ez-Zor, resulting in the prices rising to 1 500, 1 100 and 1 525 SYP per kg respectively (figure 41). The sharp rise in tomato prices is due to the current low supply versus high demand, since the peak harvest season ended in July 2021. Some harvesting of tomatoes is still ongoing. Dará, Aleppo and Homs governorates also witnessed a slight increase (11, 5 and 2 percent m-o-m respectively).

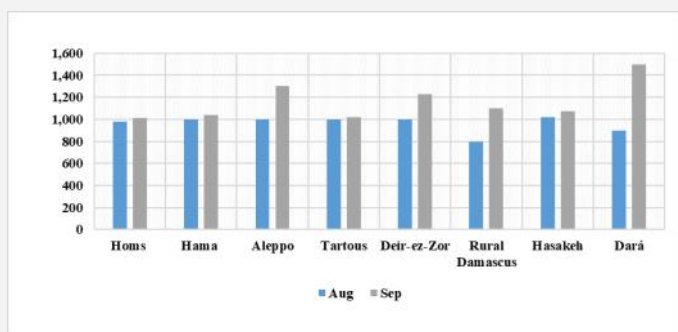
The selling price in Hama remained constant since August 2021 at 1 180 SYP per Kg. In contrast, Tartous observed a minimal decrease 3 percent m-o-m and the price reached 1 150 SYP per kg. The availability of and price trends for nutrient-rich vegetables will be closely monitored FAO in the coming months as shown in **figure 41**.

**Figure 41: M--O-M Comparison of Tomato Prices in**



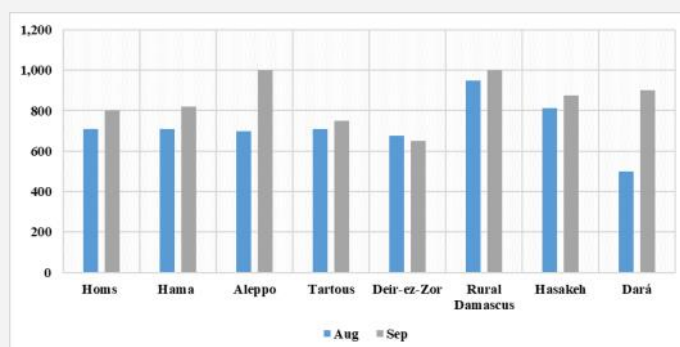
The average selling price for **potatoes** recorded a significant increase across most of the monitored locations (20 percent m-o-m), reaching 1 158 SYP per kg in September 2021. The price rose from 962 SYP per kg in August 2021. Dar'a, Rural Damascus, Aleppo and Deir-ez-Zor governorates witnessed a sharp increase (67, 38, 30 and 23 percent m-o-m respectively). While the price increase in Hasakeh, Tartous and Hama governorates was 6, 2 and 4 percent m-o-m respectively. This is attributed to the low production of potato during the June / July 2021 production season and the prevailing water scarcity as well. Furthermore, the current supply of potatoes in the market is from stored potatoes, and this tends to increase the price of commodities because of the additional cost of storage combined with the high transportation costs.

**Figure 42: M-O-M Comparison of Potato prices in Local Market**



The effect of the prevailing water scarcity, the high cost of fuel for irrigation and limited availability of quality inputs for vegetable production, especially seed and agro-chemicals, could also be affecting the production of various nutrient-rich vegetables and the subsequent increase in vegetable prices. This may have long term effects on household dietary diversity and food security., especially for women and children.

**Figure 43: M-O-M Comparison of Eggplant prices in SYP per Kg in Local Market**



The average selling price of **eggplants** increased in September 2021 across the monitored markets (18 percent m-o-m), and the price reached 849 SYP per kg. The selling price of eggplant in Dar'a increased significantly (80 percent m-o-m), reaching 900 SYP per kg. Aleppo also witnessed a significant m-o-m increase (43 percent) and the price was 1 000 SYP per kg in September 2021. This could be attributed to the end of the local production season in the aforementioned location. The market in Aleppo has had to rely on production from other locations to adequately cover the unmet needs and high demand. In Hama and Homs governorates, the prices for eggplants reached 820 SYP (Hama) and 800 SYP (Homs) per kg, representing 15 and 13 percent m-o-m increases respectively. In Hasakeh, Tartous and Rural Damascus, the prices witnessed a slight increase, reaching 875, 1 000 and 750 SYP per kg respectively (figure 43). In Deir-ez-Zor, a price decrease of 4 percent m-o-m was noted, dropping slightly to 650 SYP per kg. The increase in the prices for eggplants in the aforementioned locations is most likely due to increased demand and limited supply experienced in September 2021.

**For information please contact**

Jameson Zvizvai – Agriculture-based Livelihoods Coordinator  
[Jameson.Zvizvai@fao.org](mailto:Jameson.Zvizvai@fao.org)

Oula Mohamad - Agriculture-based Livelihoods Officer  
[Oula.Mohamad@fao.org](mailto:Oula.Mohamad@fao.org)