

Ethiopia: National Response Dashboard

January - July 2023

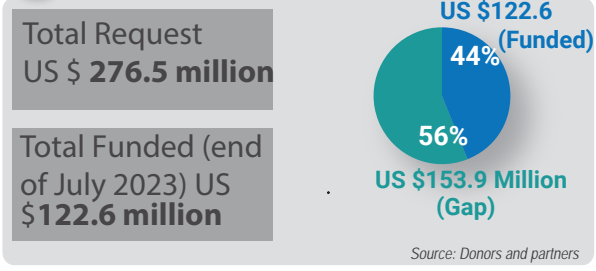
OVERVIEW

The Northern areas in Tigray, Amhara and some central areas of Oromia, due to the El-Nino phenomena, have received normal to above normal rainfall with pockets of areas experiencing drier than usual conditions. The good performance of the belg rains has marginally improved food security prospects and reduced the number of people who require assistance in the coming months. Livestock losses incurred over successive droughts have resulted in a shortage of animals for sale and low milk production in the current season. Crop pests have been reported recently - mainly army worms and desert locusts in Northern Ethiopia (Tigray, Afar, Amhara) and some parts of Oromia. Notwithstanding some isolated cases of below normal rainfall, the overall situation was favorable for kiremt season's agricultural activities.

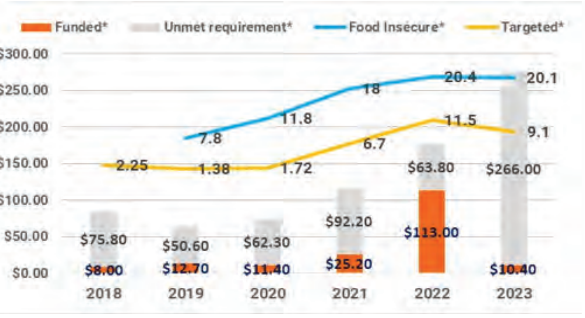
17.8 million in need
9.1 million targeted
2.6 million reached

40 partners

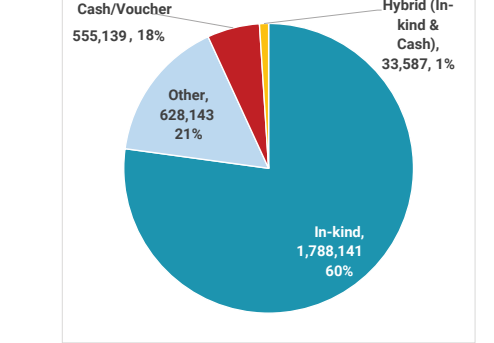
Agriculture Response Funding



Trend of People in need, Targeted & Financial Requirement (in millions*) 2018-2023.



Beneficiaries reached by modality



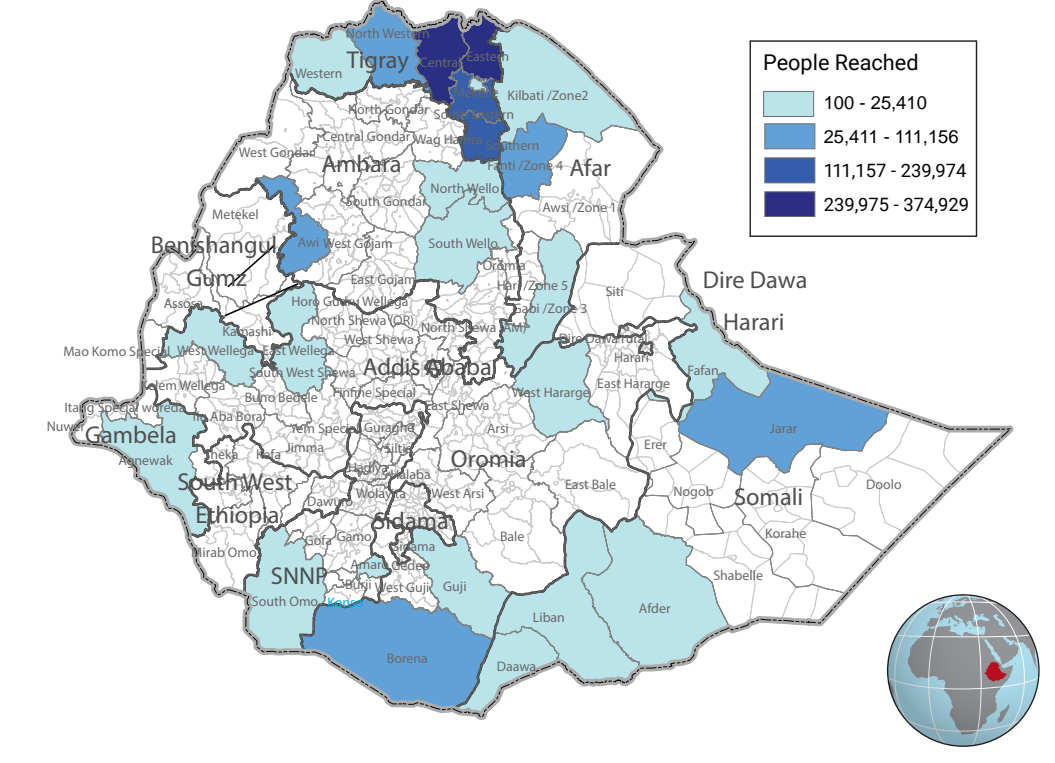
List of partners by response type

Response Type	Partners List
Conflict	ASDEPO, Adventist Development and Relief Agency, Ayuda en Accion Ethiopia, FAO, Food for the Hungry MCMDO, ORDA Ethiopia, PI, Relief Society of Tigray, Save the Children, VSF-Germany, WVI, ZOA.
Drought	AFD, ASDEPO, Adventist Development and Relief Agency, CARE, CSDCCO-Sodo Branch, CIFA, Ethiopian Evangelical Mekan Yesus, FSA, GC, Goal, HEKS/EPER, CISP, Organization for welfare and development in action, Oromia Bureau of Agriculture and Natural Resource, Oromia Livestock and Fishery Resource Development Agency, Oxfam, PI, Project Concern International, SDA, Somali Regional state Livestock Resources & Pastoral Development Bureau, VSF-Germany, VSF-Suisse, Wako Gutu Foundation, WVI, ZOA.

Beneficiaries reached by woredas

Only **29%** of the people targeted by the Agriculture Task Force have been covered by at least one type of assistance i.e. **2.6** out of **9.1 million***.

*The HRP 2023 target for the Agriculture cluster.



Beneficiaries reached by activity

● % Reached ● People targeted

- 10%** **7.3 million** Livestock health
- 27%** **6.5 million** Agriculture inputs
- 2%** **5.6 million** Livestock feed
- 11%** **0.8 million** Multipurpose cash
- 1%** **0.9 million** Income Generating Activities
- 11%** **0.4 million** Destocking/restocking
- 18%** **0.6 million** Drought power support

Beneficiaries reached by Region

