

### AFFECTED BY FLOOD

IDPs		SITES	GOVERNORATES	SDs
141.7K	50.8K	408	96	ALEPPO 9
	90.9K		312	IDLIB 13

### RESPONSE\*

# OF PARTNERS**	FOOD DISTRIBUTION	
3	FOOD BASKETS	4.5K
1	READY TO EAT RATIONS (RTERs)	9K
3	MULTIPURPOSE CASH	26.2K

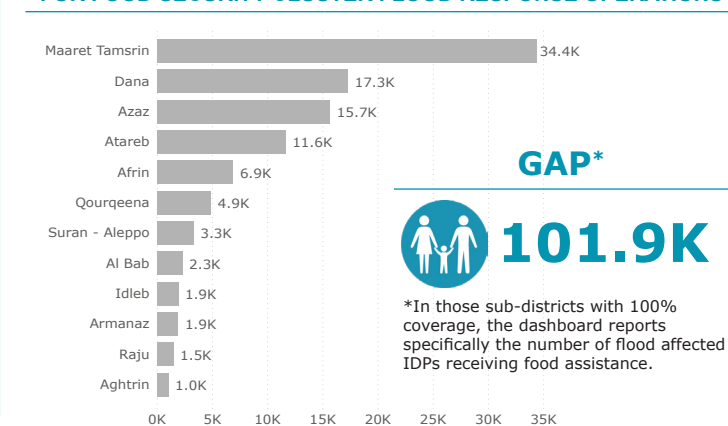
\*In the last 14 days.

\*\*FSL partners may deliver food assistance through multiple response modalities.

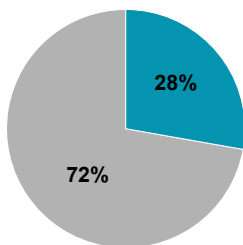
### TOTAL # OF BENEFICIARIES REACHED



### GAPS AT SUB-DISTRICT LEVEL FOR FOOD SECURITY CLUSTER FLOOD RESPONSE OPERATIONS

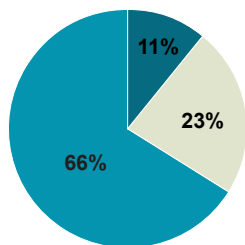


### GAP ANALYSIS



Beneficiaries Reached  
Beneficiaries not Reached

### RESPONSE MODALITIES



Multipurpose Cash  
Food Baskets  
RTERs

### NUMBER OF PARTNERS BY SUB-DISTRICT (SD)

