

Situation Overview

The Food Security Sector in partnership with 20 organizations, delivered food assistance to **844,505** refugee individuals in camps and Konapara (No man's land). Livelihoods programs supported **74,507** refugees and **250,485** people in the host communities in Ukhaia and Teknaf upazilas.



20 Implementing Partners
(of 28 total)

SO1: 11 Partners
SO2: 16 Partners
SO3: 9 Partners



People Targeted (JRP 2019)
1.24 Million

Rohingya Refugees: **860K**
Bangladeshi Host Community: **336K**



People Assisted in Dec. 2019
1.09 Million

Rohingya Refugees: **845K**
Bangladeshi Host Community: **250K**



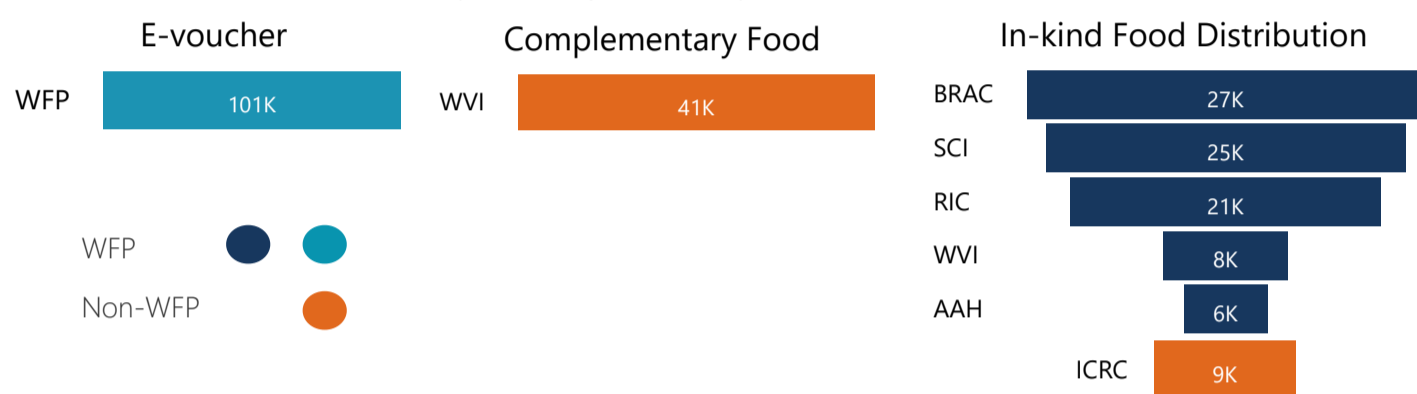
Funding Request - USD

\$254 Million Requested
\$191 Million Received
(as of end of Dec 2019)

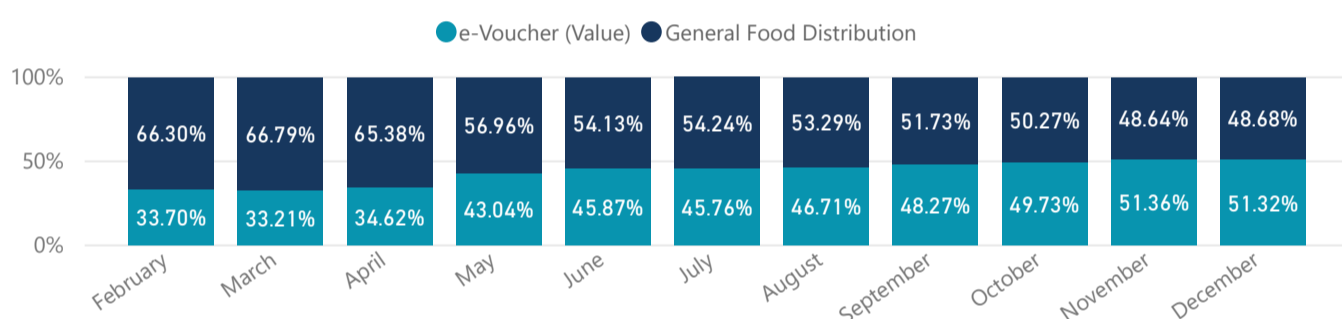
FUNDING GAP
\$63 Million

SO1 - Ensure and sustain timely provision of life saving food assistance for Rohingya refugees

Implementing Partners by Households (HHs) Reached



Transition from In-kind Food Distribution to E-voucher



*In addition, **405K** children received high energy biscuits as part of WFP's School Feeding Programme



845K refugees assisted ↓

*Complementary Food is provided as a top up to General Food Distribution

E-Voucher 455K refugees reached ↑

E-voucher beneficiaries receive BDT 770 per person to purchase food items at 13 outlets which are currently operational, and they are provided with diverse food choices with over 20 food commodities to ensure nutritional intake. 5k beneficiaries transitioned from receiving in-kind rations to purchasing food items through e-voucher in December.

In-kind Food Distribution (GFD) 390K refugees reached ↓

In-kind food distribution consists of rice, pulses and cooking oil and the amount distributed is dependent on the household size

Complementary Food Voucher (CFV) 183K refugees reached ↑

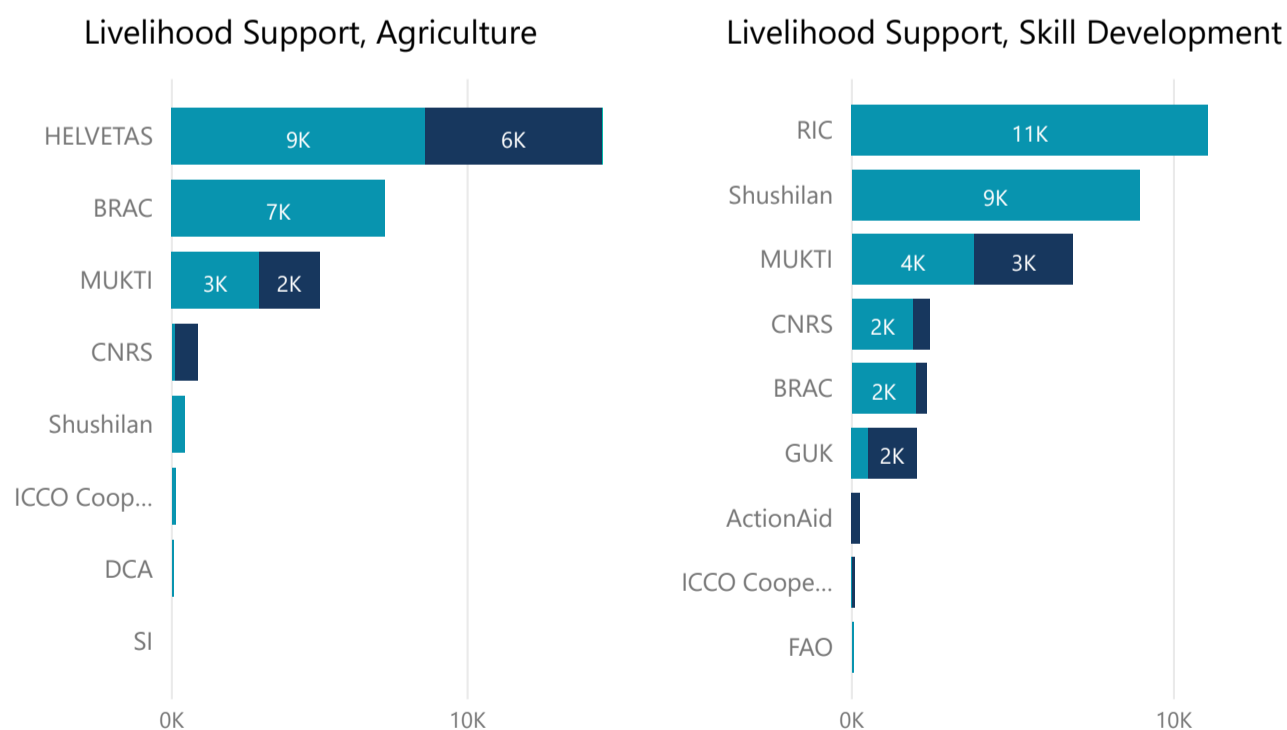
CFV is a top up to in-kind food distribution, for enhancing diet diversity. In December, 19,215 refugees in Camp 7 received a top-up of BDT 250 per individual to purchase fresh foods sourced from local farmers as part of WFP's Farmers' Market project.

Since last month: Upward Trend ↑ Downward Trend ↓

SO2 - Promote portable skills development opportunities for Rohingya and enhance the livelihood and resiliency of host communities

Implementing Partners by Households (HHs) Reached

● Host Communities ● Refugees



325K People assisted ↑

*Reflects unique individuals, as same beneficiaries receive assistance through multiple activities

Refugees Assisted 75K refugees reached ↑

The number of refugees receiving support for self-reliance increased by 694 individuals. HELVETAS and MUKTI provided training in homestead gardening to 7,090 households in Camp 4 and Camp 4 Extension. Technical skills training in tailoring was provided by GUK, Action Aid and BRAC in 11 camps, reaching 1,726 households in total. Awareness sessions on gender-based violence were held for 1,680 households by GUK and BRAC in 10 camps.

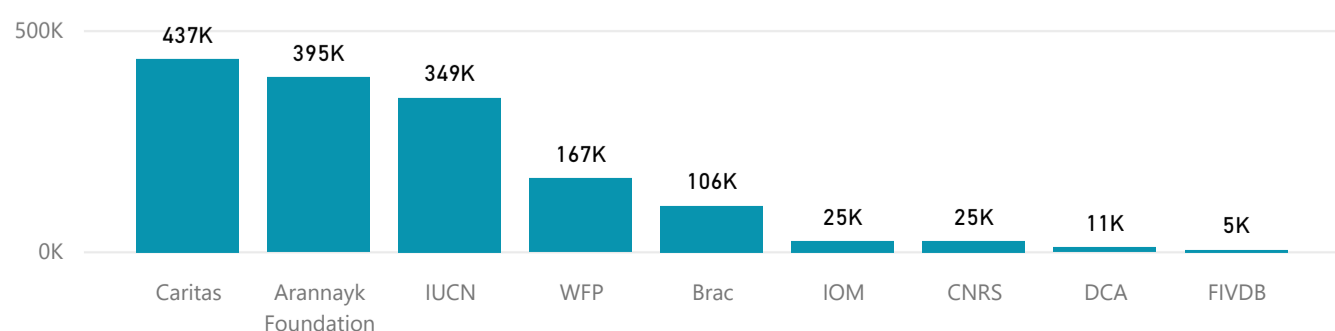
Bangladeshis Assisted 250K Bangladeshis reached ↑

The number of individuals receiving livelihood support increased by 65k in the host communities. Awareness sessions on gender and stipends were provided to support beneficiaries' food preparation in all unions of Ukhaia and Teknaf by RIC and Shushilan. Investment grants were distributed by Shushilan to beneficiaries in all unions of Teknaf upazila to their income generating activities

Since last month: Upward Trend ↑ Downward Trend ↓

SO3 - Address and mitigate environmental impact caused by Rohingya refugees' influx and support social cohesion through enhancement and restoration of natural resources.

Total Plantation Area (sqm) per Organization



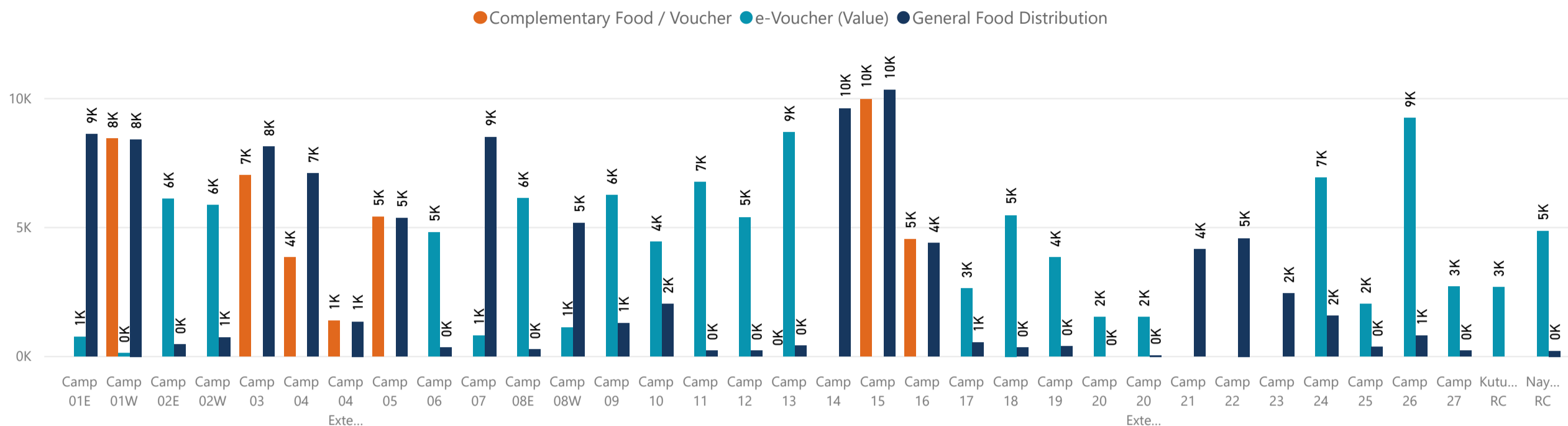
152 Ha Planted

Plantation implementation is conducted for environmental restoration

- 317K Seedling
- 204K Bamboo
- 220 kg of legume
- 740K grass slips

Of the 845K refugees that received food assistance, 455K individuals had access to food through 12 e-voucher outlets. As a top-up to the in-kind food distribution, 183K individuals have also received complementary food vouchers (CFV) for 13 different food items. Capping of rice purchases (up to BDT 440 per person) is now in place in all e-voucher outlets to ensure sufficient nutrient intake.

Food Assistance in the Rohingya Refugee Camps



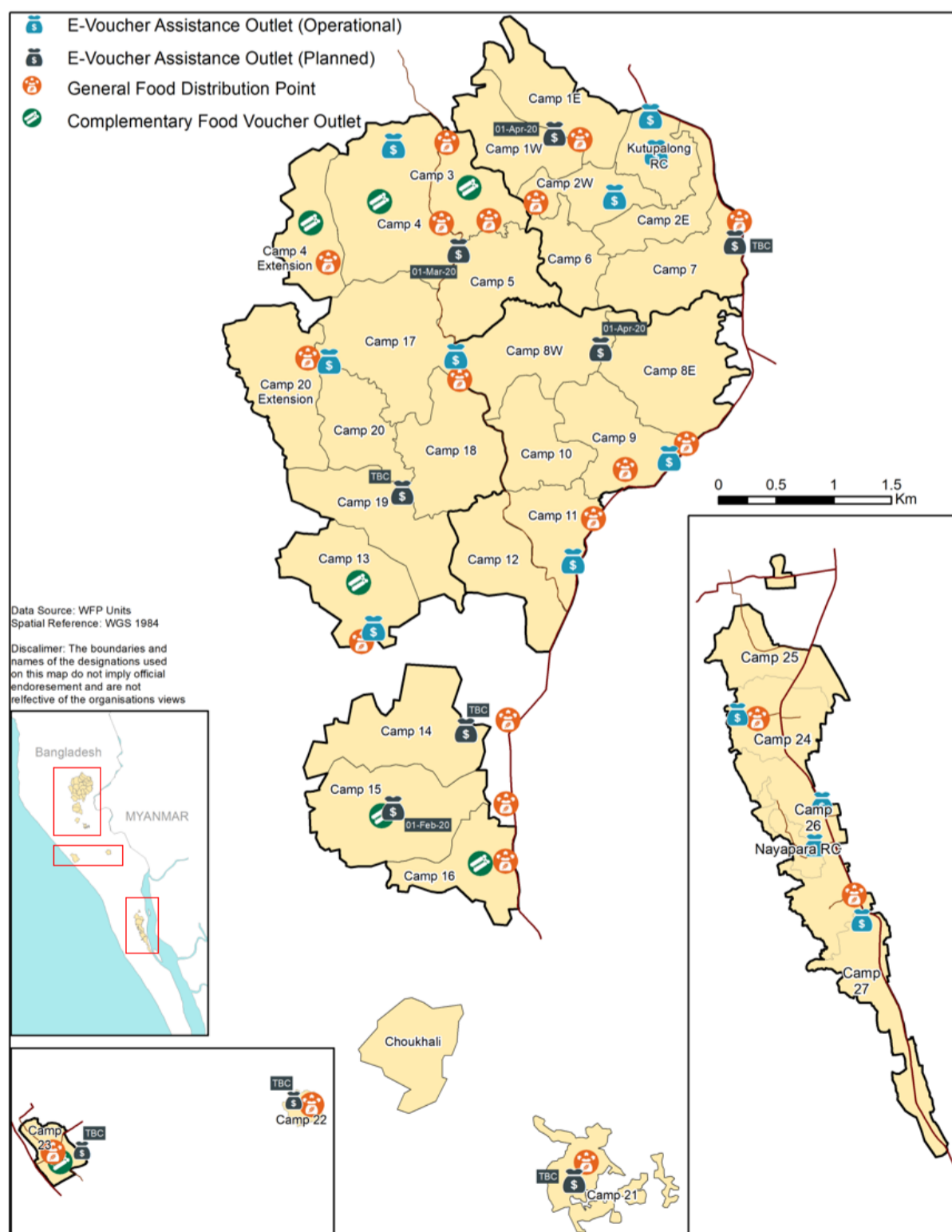
School Feeding

● Host Communities ● Refugees



405,480 children (**266,236** refugees in learning centers, **139,234** host community children in schools) received high energy biscuits under WFP's school feeding programme

Food Assistance Facilities

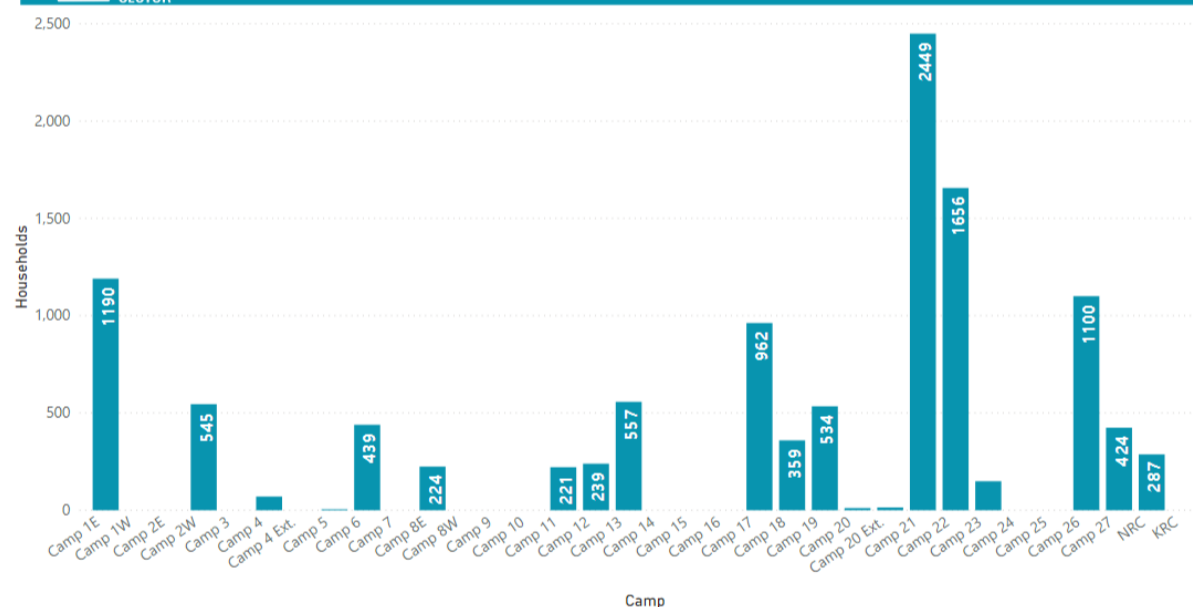


Location of General Food Distribution points, Complementary Food outlets, and E-Voucher shops as they are operational or planned (last updated in January 2020)

13 WFP e-voucher outlets are operational from January 2020, providing refugees with a choice of over 20 food items to ensure greater dietary diversity. Fresh food corners - selling chicken and fish - are operational in 5 outlets and a new outlet opened in Camp 4 in January.

Projected Food Assistance Coverage

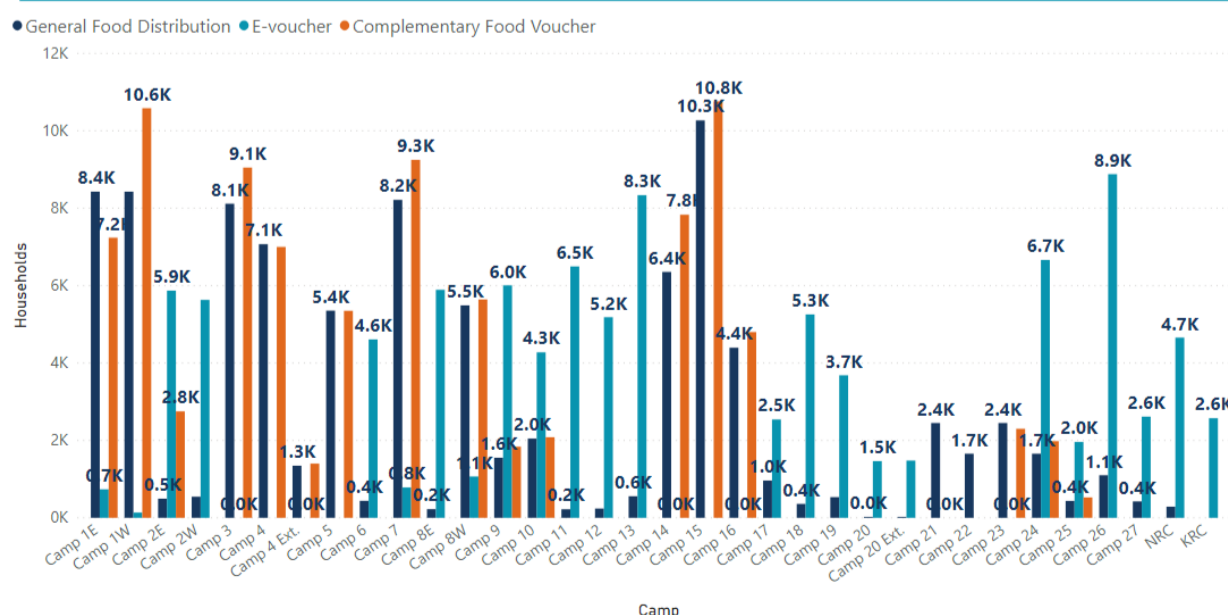
Projected Gaps in Coverage of Complementary Food (January 2020)



Locations where food assistance beneficiaries are not receiving complementary fresh foods to meet their nutritional needs.

Total projected number of HHs not receiving CFV in January: **11,434 HHs**

Projected Food Assistance in Camps (January 2020)



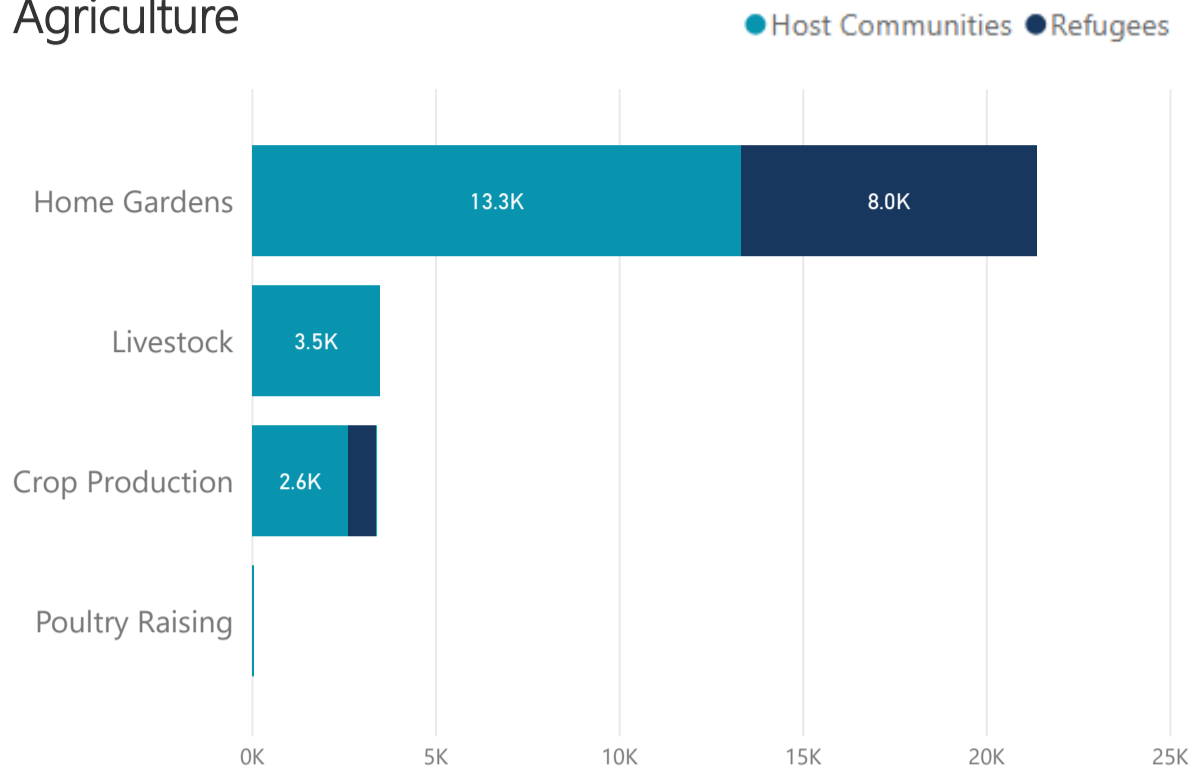
Total projected number of households to receive food assistance by type:

- In-kind rations: **90,829 HHs**
- E-voucher: **112,848 HHs**
- Complementary food voucher: **90,385 HHs**

Livelihoods programmes have supported 250,385 individuals in host communities and 74,506 refugee individuals. Since November, host community beneficiaries increased by 65,220 individuals and refugee beneficiaries increased by 694 individuals.

Livelihood Support

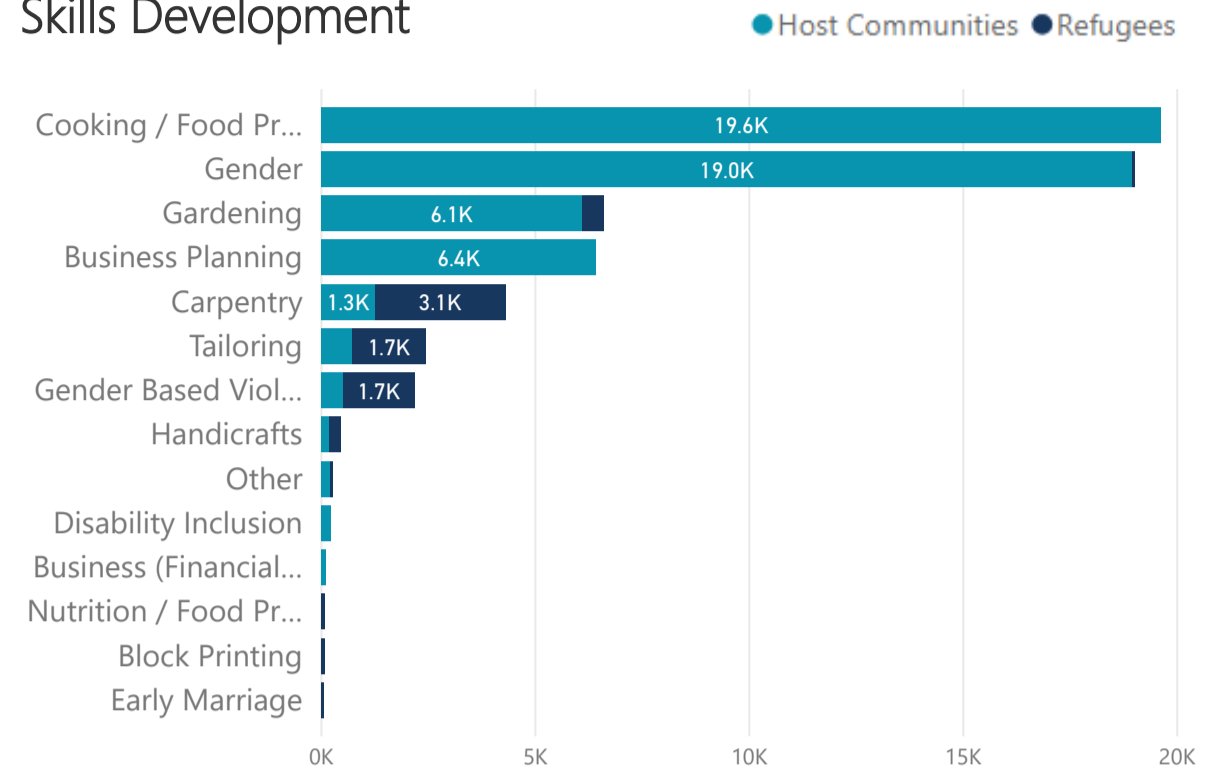
Agriculture



Total Households Assisted 28K households

9,913 households in host communities and 7,090 refugee households in camps received training in agriculture. In-kind inputs were provided to support agricultural activities. In addition, 422 households received services to vaccinate their livestock, and 191 host community households received stipends.

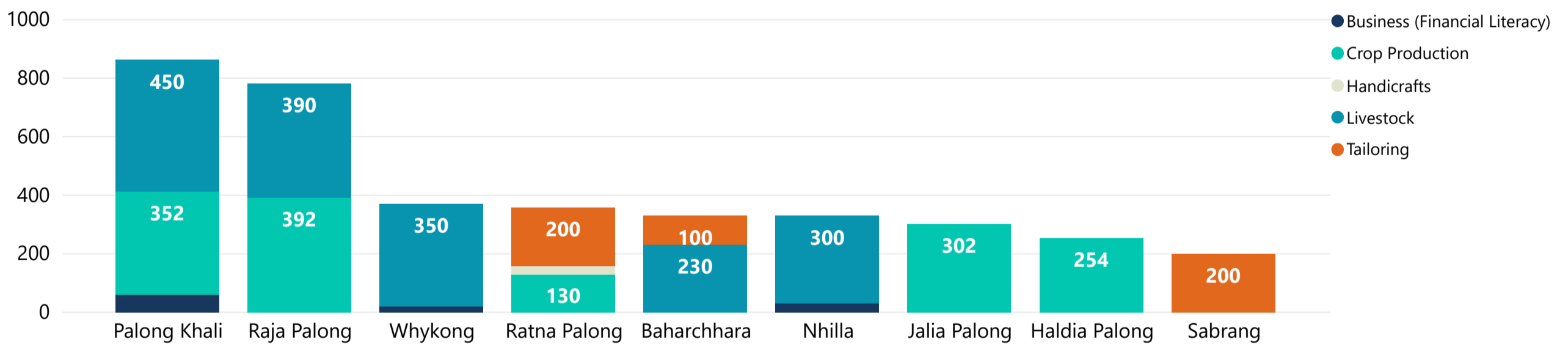
Skills Development



Total Households Assisted 39k households

Technical skills training was provided for homestead gardening and tailoring. 20,923 host community households and 3,050 refugee households received stipends. Awareness session on gender and gender-based violence was held for 19,451 host community households and 1,680 refugee households. 6,423 host community households received investment grants to start or develop their business. Finally, in-kind inputs such as seeds and tools were provided to support homestead gardening.

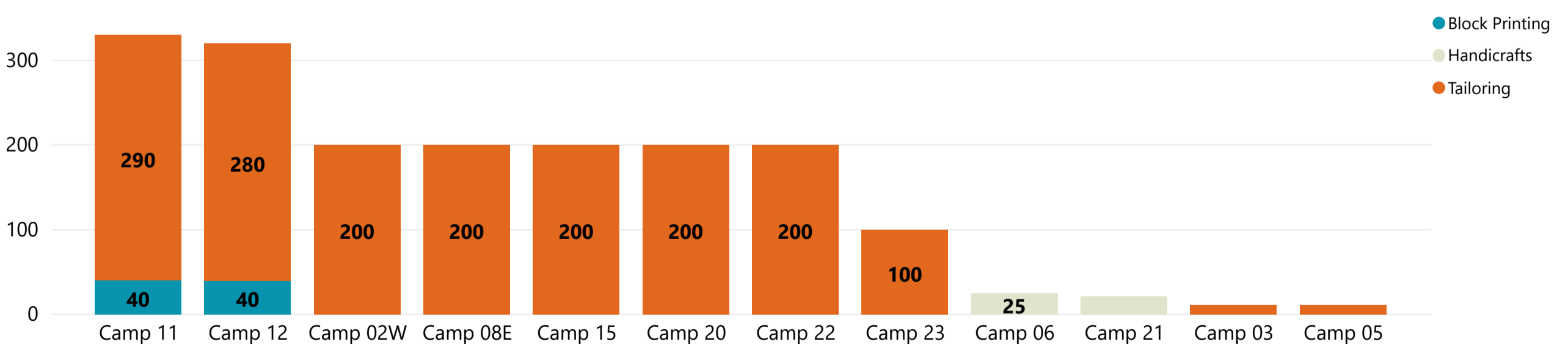
Income Generating Activity Training for Host Communities



Total Households Assisted 3,788 households

Technical or vocational training was provided to beneficiaries to support their income generation. Palong Khali and Ratna Palong unions had 3 types of training whereas Jalia Palong, Haldia Palong, and Sabrang unions had 1 type of skills trained. Financial literacy training was provided to 110 households in total in Palong Khali, Whykong and Nhilla unions. Sabrang union had the lowest number of beneficiaries and training in agricultural skills was not provided.

Training for Self-Reliance of Refugees (excluding homestead gardening)



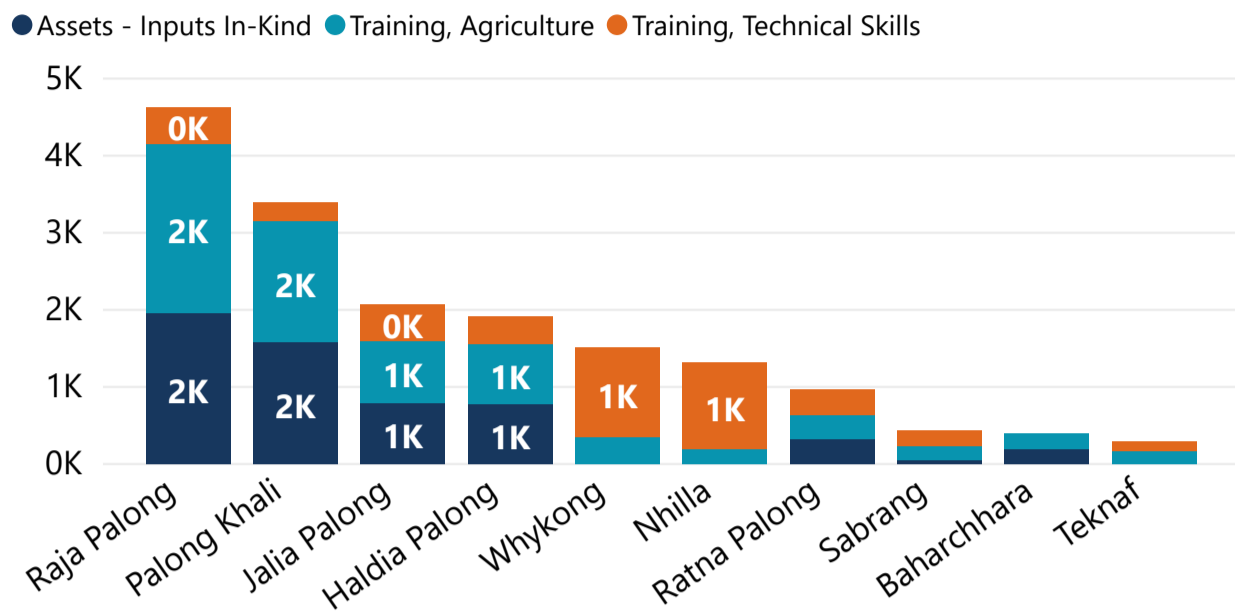
Total Households Assisted 1,818 households (excluding homestead gardening beneficiaries)

In addition to training for homestead gardening which was provided to 6,722 households in Camp 4 and 368 households in Camp 4 Extension, technical or vocational training was provided to beneficiaries in 12 out of 30 non-registered camps to promote self-reliance and portable skills development. Out of 1,818 households who received training, 1,692 households received training in tailoring, 80 households in block printing, and 46 households in handicrafts.

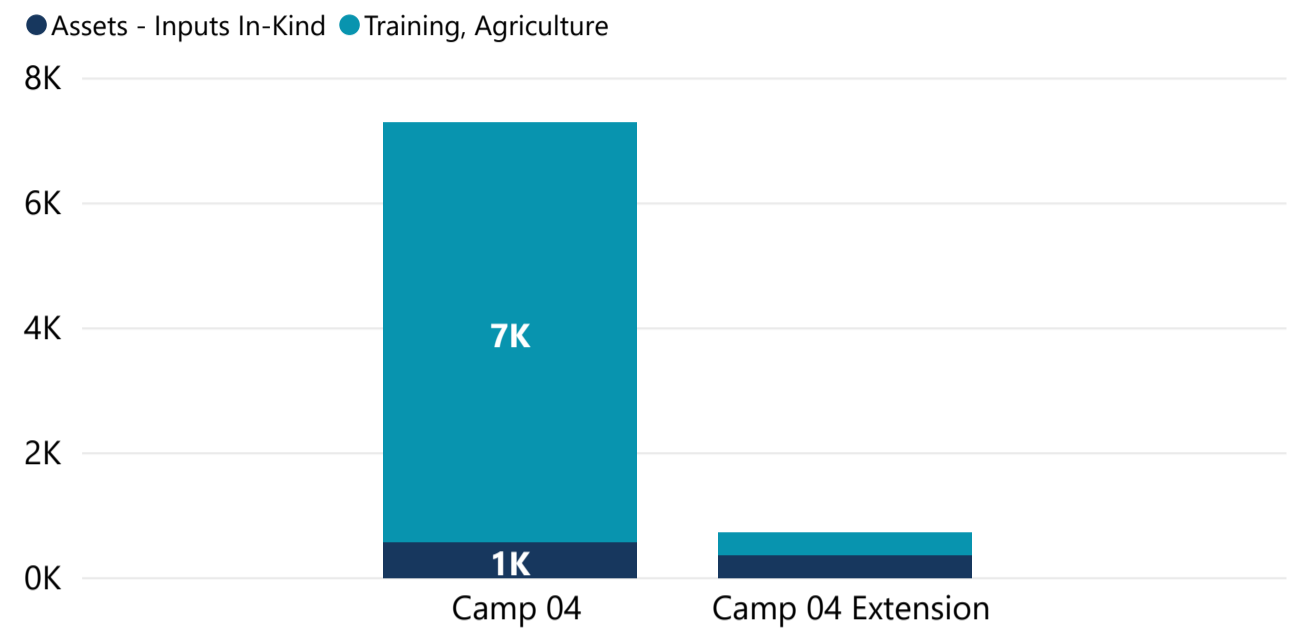
ANNEX

Annex A: Homestead Gardening Interventions

Host Community

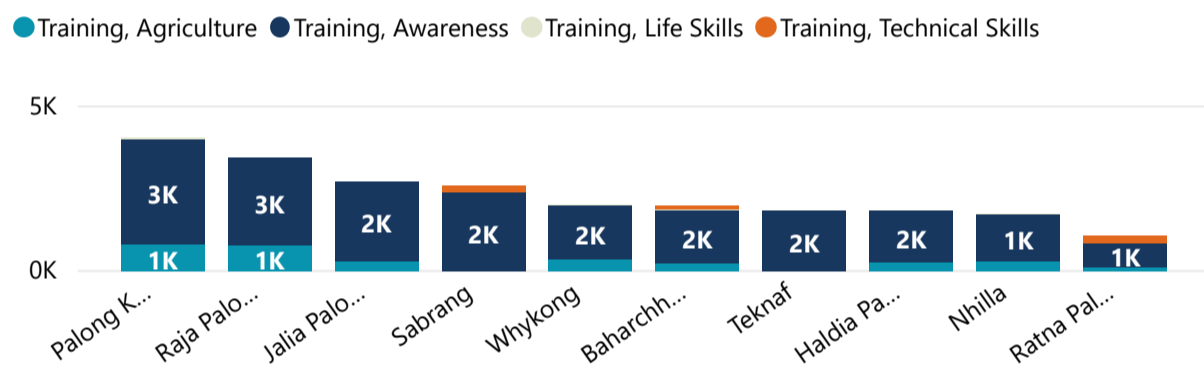


Refugee

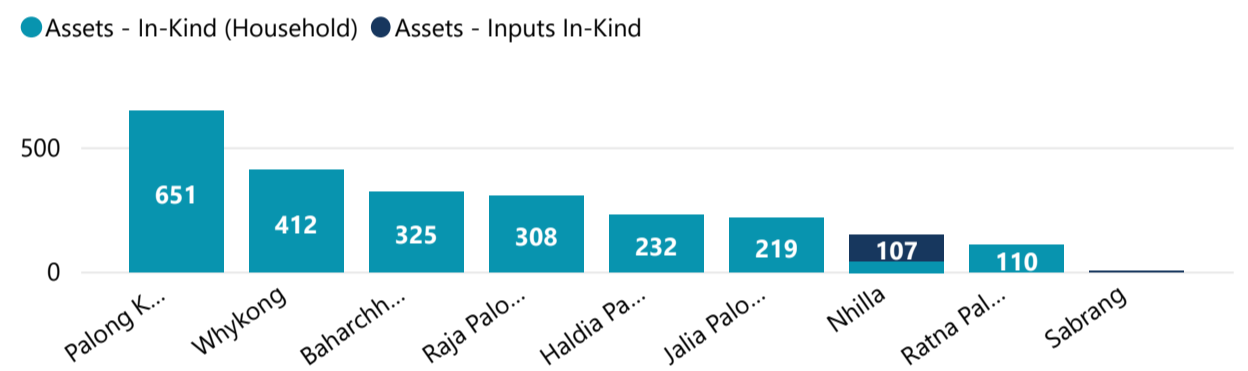


Annex B: Livelihood Support for Host Communities by Activity Description (excluding homestead gardening)

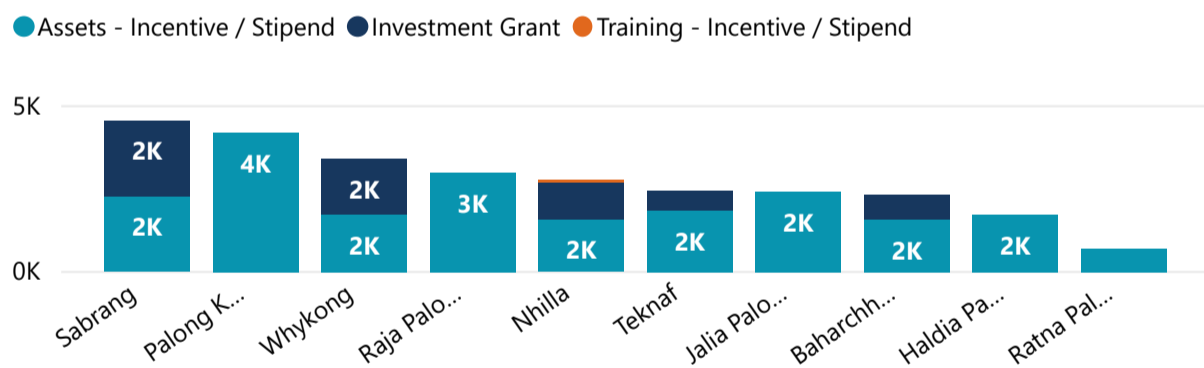
Training




In-kind



Incentive/Stipend

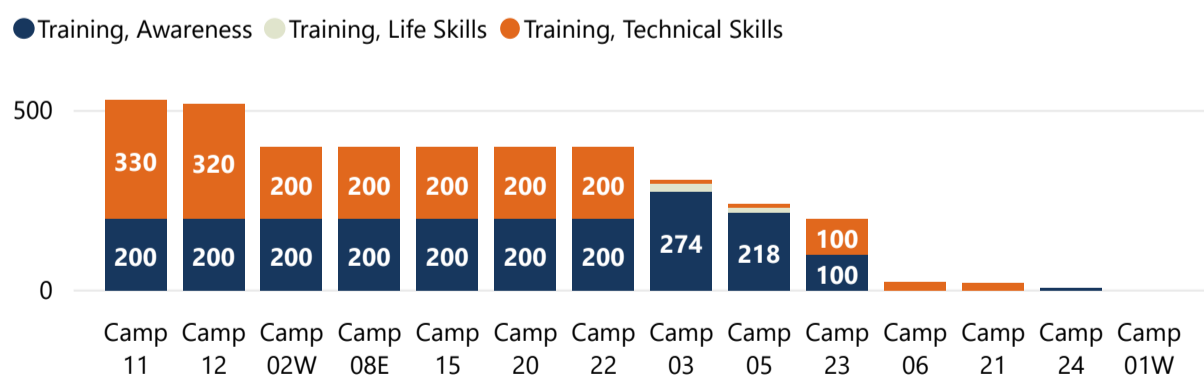


Service

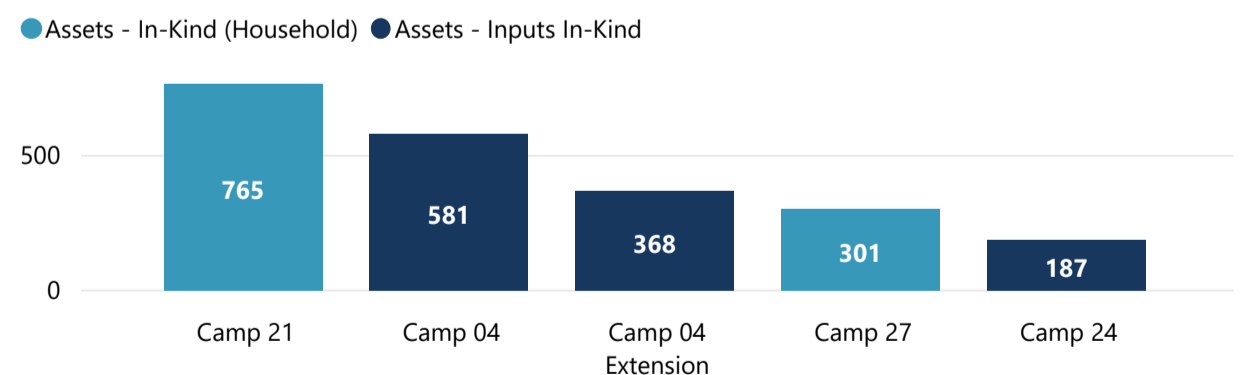


Annex C: Self-Reliance Support for Refugees by Activity Description (excluding homestead gardening)

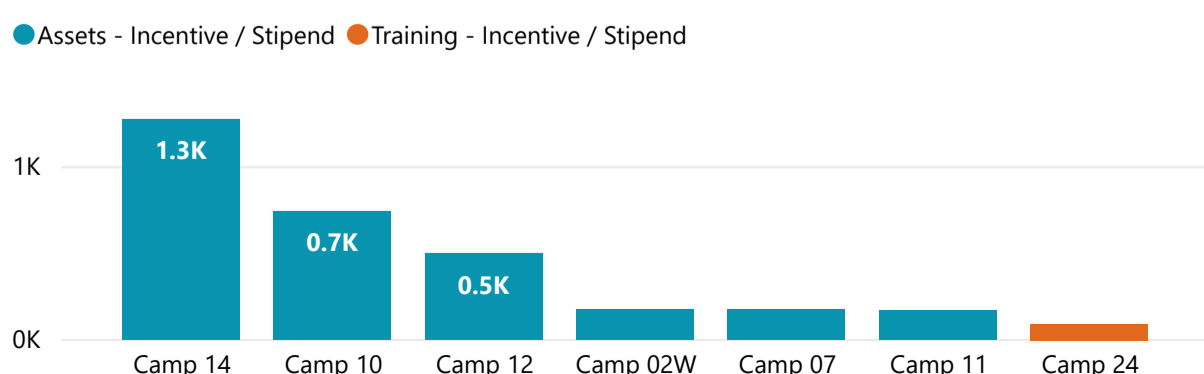
Training



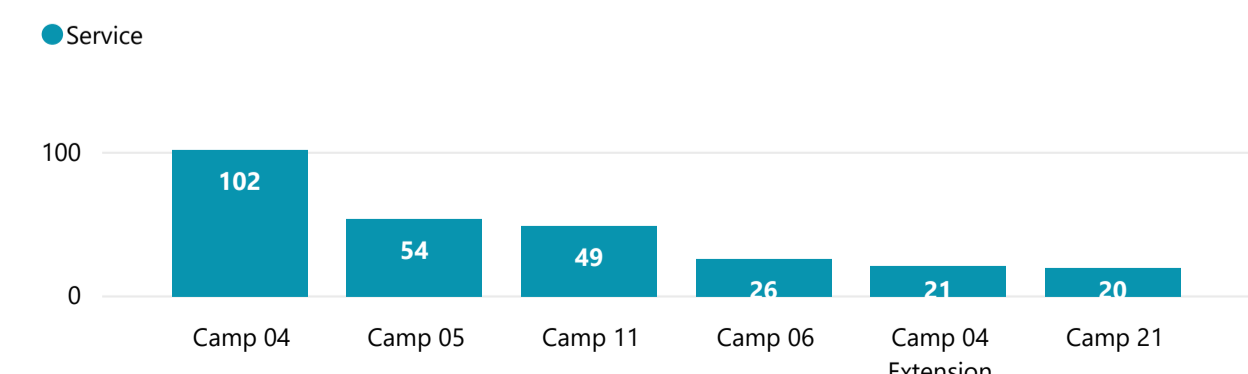
In-kind



Incentive/Stipend



Service



In-kind distributions include, home gardening, seeds and tools, drums, sewing machines

Skills/development training include, animal rearing, business, home gardening, tailoring, mobile phone repair, embroidery, and horticulture