

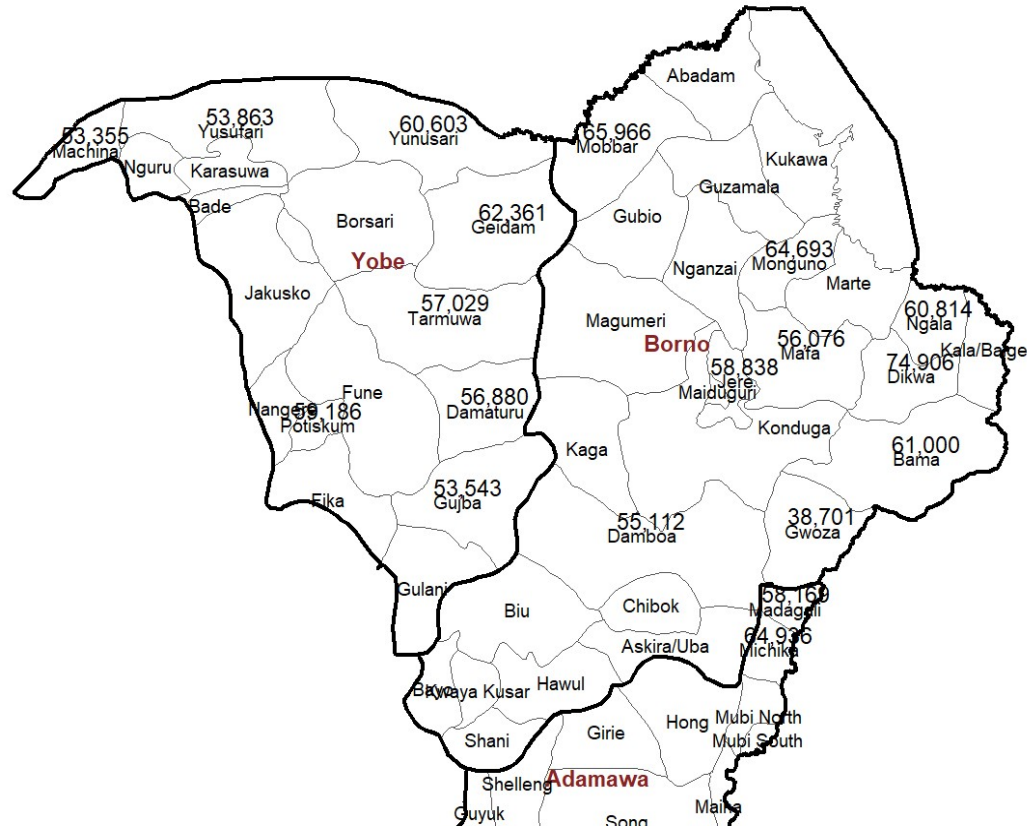


NIGERIA

Borno, Adamawa and Yobe States Market Monitoring

SEPTEMBER 2023 - ISSUE 76

SMEB (100%) per Market Location in BAY States September 2023



Highlights

- The food inflation index increased to 30.64% in September 2023 from 29.34% in August 2023 with a difference of 1.3% due to increase in the prices of some food items¹. Compared to the parallel market rate of ₦920/\$1 for the previous month, the Naira depreciated by 9.6% on the parallel market to close at ₦1008/\$1 on the 30th of September. This brings the total year-on-year (Sep 2022 to Sep 2023) depreciation of the Naira to 35%.
- Between August and September, the value of **70% of the cost of Survival Minimum Expenditure Basket (SMEB)** for a family of five increased by 7% from 38,345 naira to 41,187 naira in Maiduguri and Jere in Borno State. The September value of 70% of the cost of SMEB for a family of five in Damaturu represents an increase of 20% when compared to three months ago. Please refer to *Table 3* for the SMEB values in other LGAs of the BAY states.
- In September, petroleum pump prices were seen to still be on the rise across various outlets in the country. In comparison to the previous month, Yunusari LGA in Yobe state observed a 39% increase in fuel prices, followed closely by Gwoza LGA (32%) in Borno state. Fuel prices are highest in Monguno LGA with an average of 1067 naira per litre, while the lowest price was observed in Potiskum LGA in Yobe State with an average of 620 naira/litre in September. Please refer to *Table 5* for fuel prices in other LGAs of the BAY states.
- **The SMEB, therefore, continue to increase with the sustained rise in staple food prices compared to the previous month.** Reduced market availability of staple food items (due to seasonal trends) and increase in transportation cost has brought about increased prices of these staples.

Survival Minimum Expenditure Basket (SMEB)

TABLE 1: SMEB calculated for 5 households members in MMC & Jere markets for one month without the ₦2000 for Firewood

Food Item	gms/day/pp	Kc/day/pp	gms/HH/day	gms/HH/month	Kg/HH/month	Price/Kg-Naira(MPM)	Price/HH/month-Naira
Rice	150	540	750	22500	22.5	968	21,791.00
Maize	250	913	1250	37500	37.5	450	16,891.00
Beans	75	255	375	11250	11.25	657	7,391.00
Palm Oil	10	88	50	1500	1.5	1355	2,032.00
Groundnuts	15	85	75	2250	2.25	884	1,988.00
Sugar	10	39	50	1500	1.5	1290	1,935.00
G/nut Oil/ Veg Oil	20	177	100	3000	3	2043	6,128.00
Salt	5	0	25	750	0.75	273	205.00
Onion	8	3	40	1200	1.2	399	478.00
Total		2100					58,839.00
Cost of food basket at 70%		1470					41,187.30
Per Capita based on 70% transfer value							8,237.46

TABLE 2: SMEB calculated for 5 households members in Damaturu markets for one month without the ₦2000 for Firewood

Food Item	gms/day/pp	Kc/day/pp	gms/HH/day	gms/HH/month	Kg/HH/month	Price/Kg-Naira(MPM)	Price/HH/month-Naira
Rice	150	540	750	22500	22.5	800	18,000.0
Maize	250	913	1250	37500	37.5	520	19,500.0
Beans	75	255	375	11250	11.25	600	6,750.0
Palm Oil	10	88	50	1500	1.5	1500	2,250.0
Groundnuts	15	85	75	2250	2.25	800	1,800.0
Sugar	10	39	50	1500	1.5	1120	1,680.0
G/nut Oil/ Veg Oil	20	177	100	3000	3	2000	6,000.0
Salt	5	0	25	750	0.75	400	300.0
Onion	8	3	40	1200	1.2	500	600.0
Total		2100					56,880.0
Cost of food basket at 70%		1470					39,816.0
Per Capita based on 70% transfer value							7,963.2

Trend in the Cost of 70% SMEB - MMC/Jere and Damaturu
September 2022 to September 2023

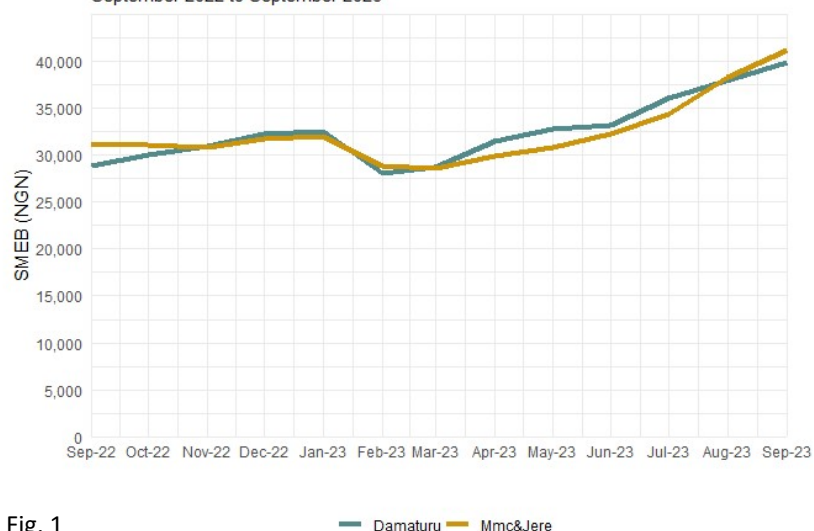


Fig. 1

source: WFP, RAM 2023

Monitoring the prices of food commodities, is essential to understand market functionalities, as well as inform cash based interventions by providing accurate local information on changes in prices. On this premise, WFP undertakes a bi-weekly monitoring of food commodities to gauge how vulnerable and market-dependent households are affected by food price changes and the resulting impact of such changes on the cost of the food basket.

WFP partners monitored a total of 28 markets across 20 LGAs in the September 2023 bulletin. Of these, 2 markets were in Adamawa, 19 markets in Borno (of which eight markets were in MMC and Jere) while the remaining 7 markets were in Yobe State.

Table 3 presents the SMEB values for various LGAs during the month of September 2023, revealing **Dikwa LGA with the highest SMEB value (₦74,906)**, followed closely by Mobbar (₦65,966) in Borno State and Michika (₦64,936) in Adamawa State, on the other hand Gwoza LGA in Borno State had the lowest SMEB value (₦38,701).

Despite the slight decline in the cost of SMEB seen in Mafa and Monguno LGAs of Borno State, all other LGAs in Borno monitored in September are seen to experience a month-on-month increase especially in Dikwa LGA with a **19 percent increase** from ₦62,945 in August to ₦74,906 in September.

TABLE 3: SURVIVAL MINIMUM EXPENDITURE BASKET (SMEB) ACROSS WFP OPERATIONAL AREAS IN BAY STATES SEPTEMBER 2023

STATE	LGA	Reference Market	100% Total Food MEB for HH Size 5	100% Per Capita HH Size 5	70% Total Food MEB for HH Size 5	70% Per Capita HH Size 5
Adamawa	Madagali	Madagali	58,169	11,634	40,719	8,144
Adamawa	Michika	Michika	64,936	12,987	45,455	9,091
Borno	Bama	Bama	61,000	12,200	42,700	8,540
Borno	Dambo	Dambo	55,112	11,022	38,578	7,716
Borno	Dikwa	Dikwa	74,906	14,981	52,434	10,487
Borno	Gwoza	Gwoza Central	38,701	7,740	27,091	5,418
Borno	Mafa	Mafa	56,076	11,215	39,253	7,851
Borno	Mmc & Jere		58,838	11,768	41,187	8,237
Borno	Mobbar	Damassack (CBM)	65,966	13,193	46,176	9,235
Borno	Moguno	Monguno	64,693	12,939	45,285	9,057
Borno	Ngala	Gamboru	60,814	12,163	42,570	8,514
Yobe	Damaturu	Bayantasha Market	56,880	11,376	39,816	7,963
Yobe	Geidam	Geidam	62,361	12,472	43,653	8,731
Yobe	Gujba	Gujba (Buni Yadi)	53,543	10,709	37,480	7,496
Yobe	Machina	Machina Central	53,355	10,671	37,348	7,470
Yobe	Potiskum	Potiskum Grains Market	59,186	11,837	41,430	8,286
Yobe	Tarmuwa	Babbangida market	57,029	11,406	39,920	7,984
Yobe	Yunusari	Yunusari	60,603	12,121	42,422	8,484
Yobe	Yusufari	Yusufari	53,863	10,773	37,704	7,541

Trends in the Cost of SMEB

- SMEB value for MMC/Jere increased by seven percent compared to the previous month, 27 percent when compared to three months ago, and 32 percent when compared to the same time last year.
- The steady increase in the cost of SMEB in MMC/Jere in LGA affects households' access to food by sapping the purchasing power of households who spend a larger proportion of their disposable income and food assistance on meeting food needs.
- When compared to three months ago, Damaturu is seen to experience a 20 percent increase in the cost of SMEB, and a 38 percent increase when compared to the same time last year.
- Therefore, prices are generally expected to remain well above average in most LGAs of Borno and Yobe States during the rest of the year, before the early harvest which would affect the purchasing power of vulnerable market reliant households.
- The average petroleum pump price is seen to be highest in Monguno LGA in Borno State with a sharp increase of 15 percent from ₦925 in August to ₦1,067 in September. This is followed closely by Mobbar LGA in Borno State with an increase of 22 percent from ₦850 in August to ₦1,033 in September.

Trend in Fuel Prices - MMC/Jere & Damaturu



Fig. 2

source: WFP, RAM 2023

Table 4: September 2023 70% SMEB Comparison

	Current	MoM	3 Months ago	Year on Year	Same period 5 years ago	5 years average
	Sep-23	Aug-23	Jun-23	Sep-22	Sep-18	5 years ago
SMEB Values						
MMC/Jere	₦ 41,187	₦ 38,345	₦ 32,311	₦ 31,116	₦ 19,185	₦ 23,261
Damaturu	₦ 39,816		₦ 33,130	₦ 28,784	₦ 15,649	₦ 20,614
Percentage Change						
MMC/Jere		7	27	32	115	77
Damaturu			20	38	154	93

TABLE 5: September 2023 Fuel Price

State	Lga	Fuel Price (Naira)
Adamawa	Madagali	675
Adamawa	Michika	632
Borno	Mmc & Jere	643
Borno	Bama	1,025
Borno	Dambo	680
Borno	Dikwa	862
Borno	Gwoza	683
Borno	Mafa	637
Borno	Mobbar	1,033
Borno	Moguno	1,067
Borno	Ngala	958
Yobe	Damaturu	630
Yobe	Geidam	717
Yobe	Gujba	630
Yobe	Machina	638
Yobe	Potiskum	620
Yobe	Tarmuwa	768
Yobe	Yunusari	630
Yobe	Yusufari	647

Trends in Key Staple Food Prices

Key Food Price Trends for MMC&Jere (Borno)

September 2022 to September 2023

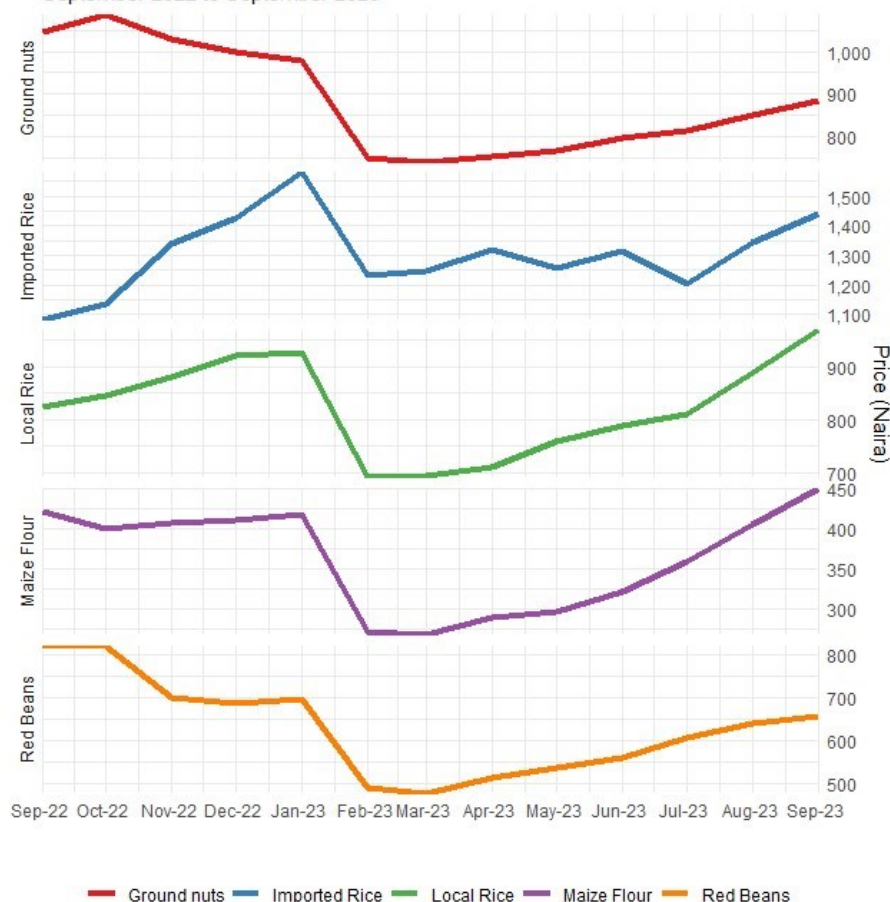


Fig. 3

source: WFP, RAM 2023

- In MMC and Jere markets, a marginal increase (as high as 11%) in the prices of key staple food commodities was experienced on a month-on-month basis.
- In comparison to three months ago, the prices of maize, red beans and local rice in MMC and Jere markets are seen to experience a substantial increase as high as 40 percent. This is expected to accentuate food insecurity among the most vulnerable market dependent households.
- Despite the reduction seen in the price in the price of red beans and groundnuts on a year-on-year basis in MMC and Jere markets, it is important to note that the price of local rice, maize, maize and imported rice experienced a substantial increase as high as 33 percent.
- Damaturu market is seen to experience an increase **as high as 35 percent** in the prices of key staple food prices when compared to three months ago despite the reduction seen in the price of groundnut.
- When compared to same time the previous year, key staples in Damaturu are seen to experience a decrease however, a substantial increase as high as 49 percent is observed in the price of maize.

Table 6: Key Staple Food Prices in MMC/Jere and Damaturu

Markets	Food Item	Variation (%) compared to last month	Variation (%) compared to 3 months	Variation (%) compared to same period last year	Markets	Food Item	Variation (%) compared to 3 months	Variation (%) compared to same period last year
MMC and Jere	Maize	↗ 11%	↗ 40%	↗ 7%	Damaturu	Maize	↗ 30%	↗ 49%
	Red beans	→ 2%	↗ 17%	↘ -20%		Red beans	↗ 35%	↘ -28%
	Rice (Imported)	↗ 7%	↗ 10%	↗ 33%		Rice (Imported)	↗ 17%	↘ -2%
	Rice (Local)	↗ 9%	↗ 23%	↗ 18%		Rice (Local)	→ 1%	↘ -5%
	Groundnuts	↗ 4%	↗ 11%	↘ -16%		Groundnuts	↘ -2%	↘ -15%
		Decrease						
		Relative Stability						
		Marginal Increase						
		Substantial Increase						

Contact: **Nsikak Udoh**, nsikak.udoh@wfp.org

WFP Nigeria Research, Assessments and M&E unit, Nigeria

<https://dataviz.vam.wfp.org>

