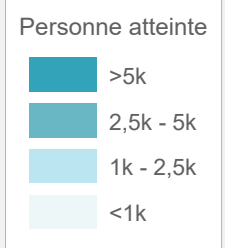
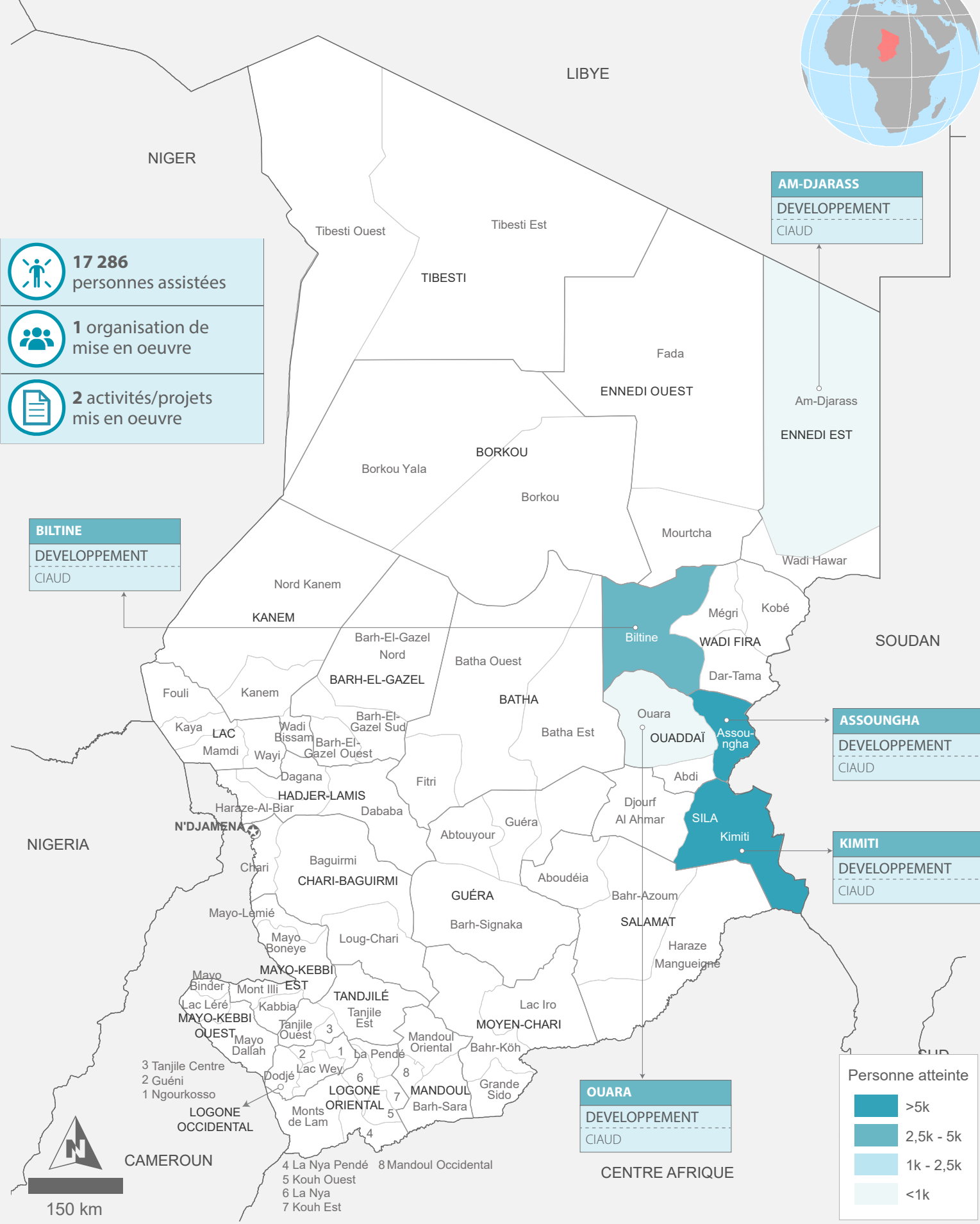
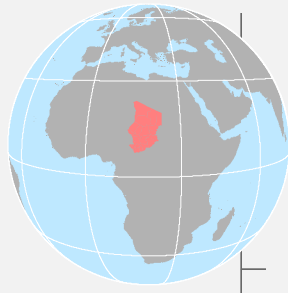

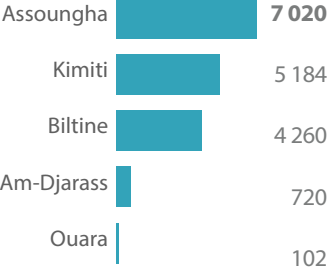
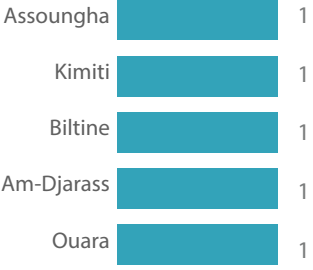



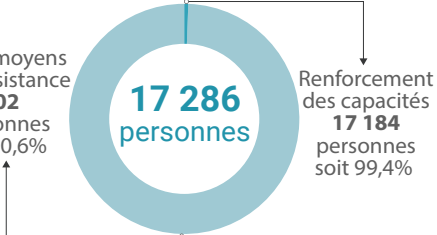

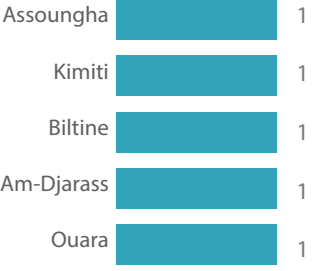





ORGANISATION DE MISE EN OEUVRE PAR DEPARTEMENT ET PAR PLAN DE REPONSE

- 17 286** personnes assistées
- 1** organisation de mise en oeuvre
- 2** activités/projets mis en oeuvre



| <p>PERSONNES ATTEINTES PAR ORGANISATION DE MISE EN OEUVRE</p>  <p>17 286 personnes CIAUD 100%</p> | <p>PERSONNES ATTEINTES PAR DEPARTEMENT</p>  <table border="1"> <thead> <tr> <th>Departement</th> <th>Personnes</th> </tr> </thead> <tbody> <tr> <td>Assoungha</td> <td>7 020</td> </tr> <tr> <td>Kimiti</td> <td>5 184</td> </tr> <tr> <td>Biltine</td> <td>4 260</td> </tr> <tr> <td>Am-Djarass</td> <td>720</td> </tr> <tr> <td>Ouara</td> <td>102</td> </tr> </tbody> </table> | Departement | Personnes | Assoungha | 7 020 | Kimiti | 5 184 | Biltine | 4 260 | Am-Djarass | 720 | Ouara | 102 | <p>ACTIVITES/PROJETS PAR DEPARTEMENT</p>  <table border="1"> <thead> <tr> <th>Departement</th> <th>Activites/Projets</th> </tr> </thead> <tbody> <tr> <td>Assoungha</td> <td>1</td> </tr> <tr> <td>Kimiti</td> <td>1</td> </tr> <tr> <td>Biltine</td> <td>1</td> </tr> <tr> <td>Am-Djarass</td> <td>1</td> </tr> <tr> <td>Ouara</td> <td>1</td> </tr> </tbody> </table> | Departement | Activites/Projets | Assoungha | 1 | Kimiti | 1 | Biltine | 1 | Am-Djarass | 1 | Ouara | 1 |
|--|--|---|-------------|---------------|-----------|--------|--------|---------|---------|------------|------------|-------|-------|--|-------------|-------------------|-----------|---|--------|---|---------|---|------------|---|-------|---|
| Departement | Personnes | | | | | | | | | | | | | | | | | | | | | | | | | |
| Assoungha | 7 020 | | | | | | | | | | | | | | | | | | | | | | | | | |
| Kimiti | 5 184 | | | | | | | | | | | | | | | | | | | | | | | | | |
| Biltine | 4 260 | | | | | | | | | | | | | | | | | | | | | | | | | |
| Am-Djarass | 720 | | | | | | | | | | | | | | | | | | | | | | | | | |
| Ouara | 102 | | | | | | | | | | | | | | | | | | | | | | | | | |
| Departement | Activites/Projets | | | | | | | | | | | | | | | | | | | | | | | | | |
| Assoungha | 1 | | | | | | | | | | | | | | | | | | | | | | | | | |
| Kimiti | 1 | | | | | | | | | | | | | | | | | | | | | | | | | |
| Biltine | 1 | | | | | | | | | | | | | | | | | | | | | | | | | |
| Am-Djarass | 1 | | | | | | | | | | | | | | | | | | | | | | | | | |
| Ouara | 1 | | | | | | | | | | | | | | | | | | | | | | | | | |
| <p>PERSONNES ATTEINTES PAR PLAN DE REPONSE</p>  <p>17 286 personnes Développement 100%</p> | <p>PERSONNES ATTEINTES PAR MOIS</p>  <p>17 286 personnes Février 102 personnes soit 20,6% Mars 17 184 personnes soit 99,4%</p> | <p>PERSONNES ATTEINTES PAR CONDITIONNALITE</p>  <p>17 286 personnes Conditionnelle 100%</p> | | | | | | | | | | | | | | | | | | | | | | | | |
| <p>PERSONNES ATTEINTES PAR TYPE D'ACTIVITE GENERATRICE DE REVENUS</p>  <p>17 286 personnes Autre moyens de subsistance 102 personnes soit 20,6% Renforcement des capacités 17 184 personnes soit 99,4%</p> | <p>PERSONNES ATTEINTES PAR MODALITE</p>  <p>17 286 personnes En nature 100%</p> | <p>ORGANISATION DE MISE EN OEUVRE PAR DEPARTEMENT</p>  <table border="1"> <thead> <tr> <th>Departement</th> <th>Organisations</th> </tr> </thead> <tbody> <tr> <td>Assoungha</td> <td>1</td> </tr> <tr> <td>Kimiti</td> <td>1</td> </tr> <tr> <td>Biltine</td> <td>1</td> </tr> <tr> <td>Am-Djarass</td> <td>1</td> </tr> <tr> <td>Ouara</td> <td>1</td> </tr> </tbody> </table> | Departement | Organisations | Assoungha | 1 | Kimiti | 1 | Biltine | 1 | Am-Djarass | 1 | Ouara | 1 | | | | | | | | | | | | |
| Departement | Organisations | | | | | | | | | | | | | | | | | | | | | | | | | |
| Assoungha | 1 | | | | | | | | | | | | | | | | | | | | | | | | | |
| Kimiti | 1 | | | | | | | | | | | | | | | | | | | | | | | | | |
| Biltine | 1 | | | | | | | | | | | | | | | | | | | | | | | | | |
| Am-Djarass | 1 | | | | | | | | | | | | | | | | | | | | | | | | | |
| Ouara | 1 | | | | | | | | | | | | | | | | | | | | | | | | | |
| <p>PERSONNES ATTEINTES PAR TYPE DE BENEFICIAIRE</p>  <p>17 286 personnes Mixte 100%</p> | <p>PERSONNES ATTEINTES PAR OBJECTIF STRATEGIQUE (OS)</p>  <p>17 286 personnes OS2 100%</p> | <p>ACTIVITES/PROJETS PAR OBJECTIF STRATEGIQUE (OS)</p>  <p>17 286 personnes OS2 100%</p> | | | | | | | | | | | | | | | | | | | | | | | | |