

Rohingya and Bangladeshi host communities remain vulnerable, with overall vulnerability of both populations remain high in 2022 (WFP REVA 5). Food Security Sector (FSS) partners are targeting all Rohingya refugees (902,066) living inside the camps and 378,715 host community individuals who are most vulnerable in Ukhiya and Teknaf Upazila to improve communities' food security and resilience.

21 E-voucher outlets and 20 Fresh Food Corner were operational across the Ukhiya and Teknaf Upazilas located in 33 Rohingya camps.

30% of Rohingya population who are most vulnerable received fresh food voucher assistance (\$3 top up) to purchase additional food from FFCs.



### PEOPLE IN NEED / TARGETED

**902,066** Rohingya individuals  
**378,715** host community individuals



### FUNDING STATUS

Total requirement: US\$ 209.5 m



### SECTOR OBJECTIVE

**SO1** Ensure and sustain the timely provision of life-saving food assistance for Rohingya refugees

Target: **902,066** individuals



**SO2** Support capacity building of Rohingya refugees that can support their sustainable reintegration in Myanmar, while ensuring climate resilient practices to address the impacts of climate change

Target: **902,066** individuals



**SO3** Enhance livelihoods and resilience of vulnerable host communities in cooperation with the Government of Bangladesh, while ensuring climate resilient practices to address the impacts of climate change

Target: **378,715** individuals



### RESPONSE

**SO1 Reached: 906,849** individuals  
**100%**  
Electronic Voucher

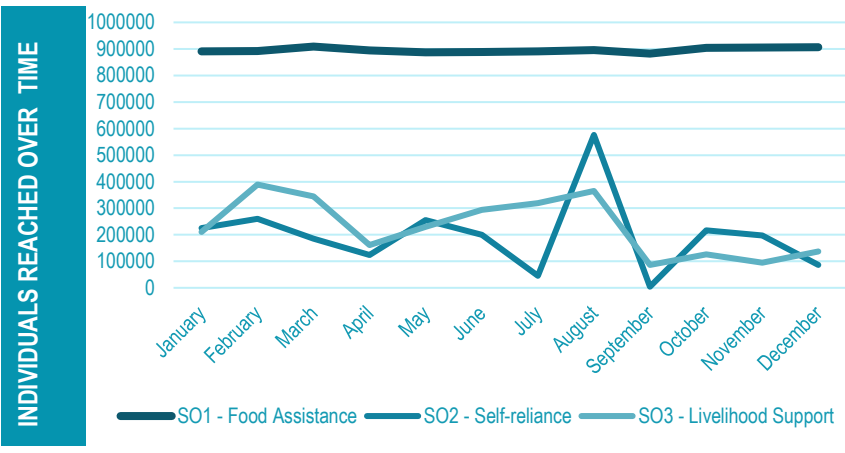
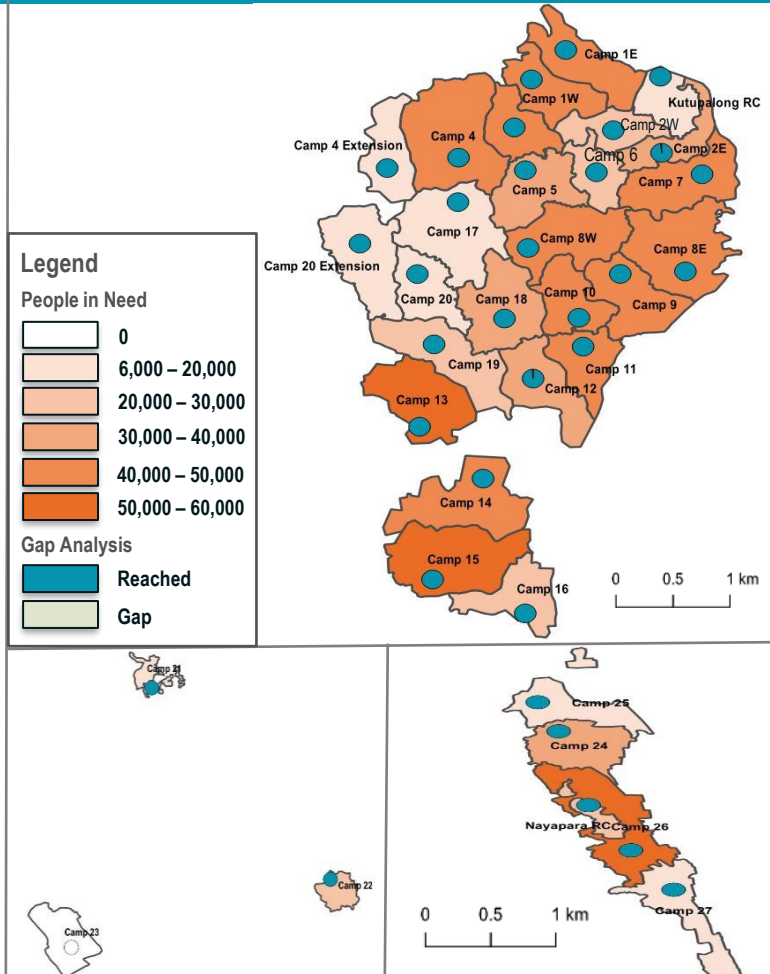
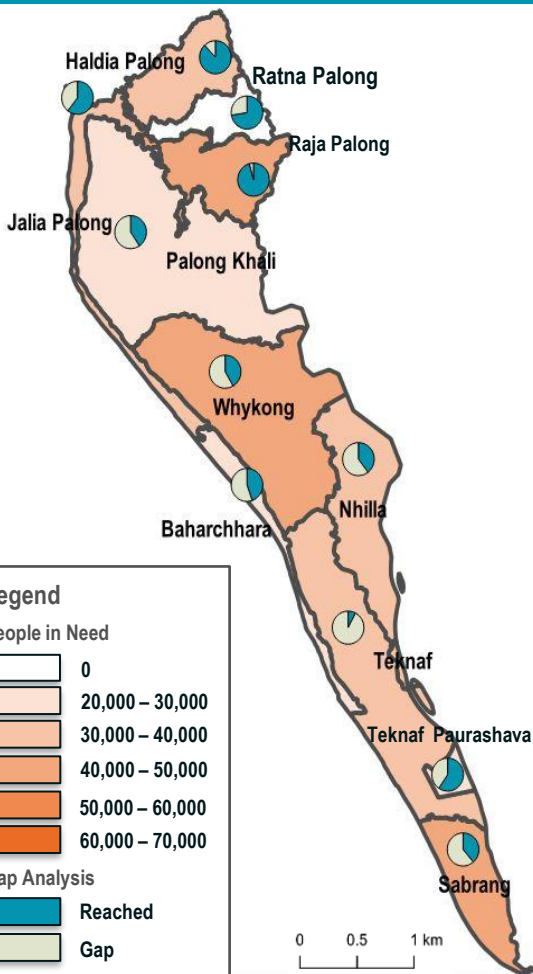
**SO2 Reached: 339,835** individuals  
**1% 80% 2% 15%**  
Off-farm On-farm Transfer Awareness

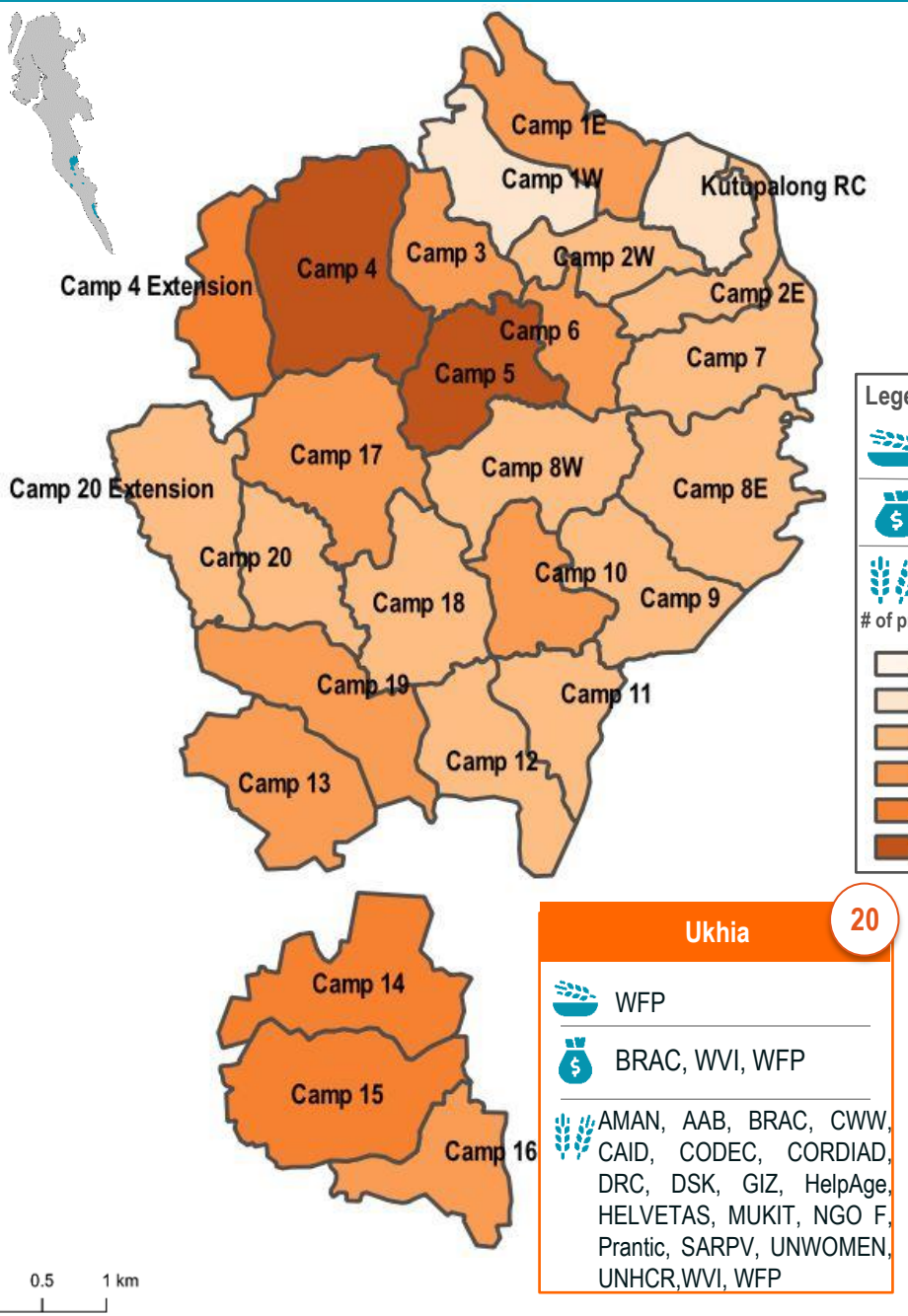
**SO3 Reached: 204,474** individuals  
**1% 45% 1% 23% 30%**  
Off-farm On-farm Food Cash and voucher Awareness

**PARTNERS OPERATIONAL**  
**54** partners



## JOINT RESPONSE PLAN MAP





**Northern Teknaf** 9

- WFP
- BRAC, WVI, WFP
- AAB, BRAC, CNRS, SARPV, SHUSHILAN, SARPV, UNHCR, WVI, WFP

**Legend**

- Food assistance
- Transfers
- Livelihoods

**# of programme partners**

- 0
- 1-3
- 4-6
- 7-9
- 10-12
- 13+

**Ukhia** 20

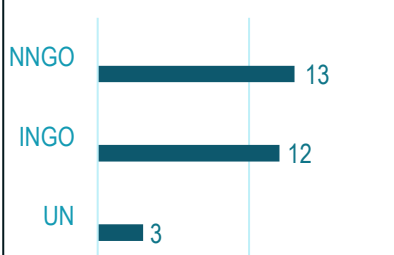
- WFP
- BRAC, WVI, WFP
- AMAN, AAB, BRAC, CWW, CAID, CODEC, CORDIAD, DRC, DSK, GIZ, HelpAge, HELVETAS, MUKIT, NGO F, Prantic, SARPV, UNWOMEN, UNHCR, WVI, WFP

**Southern Teknaf** 9

- WFP
- UNHCR, WFP
- Shushilan, Cordiad, AAB, BRAC, CNRS, WFP, UNHCR, Uttaran, WFP

This map reflects the number of programme partners who reported activities to the Food Security Sector through 5Ws tool during this reporting period. Partners are grouped by partners who reported food assistance, transfers, and self-reliance support.

**Partners by type of organization**

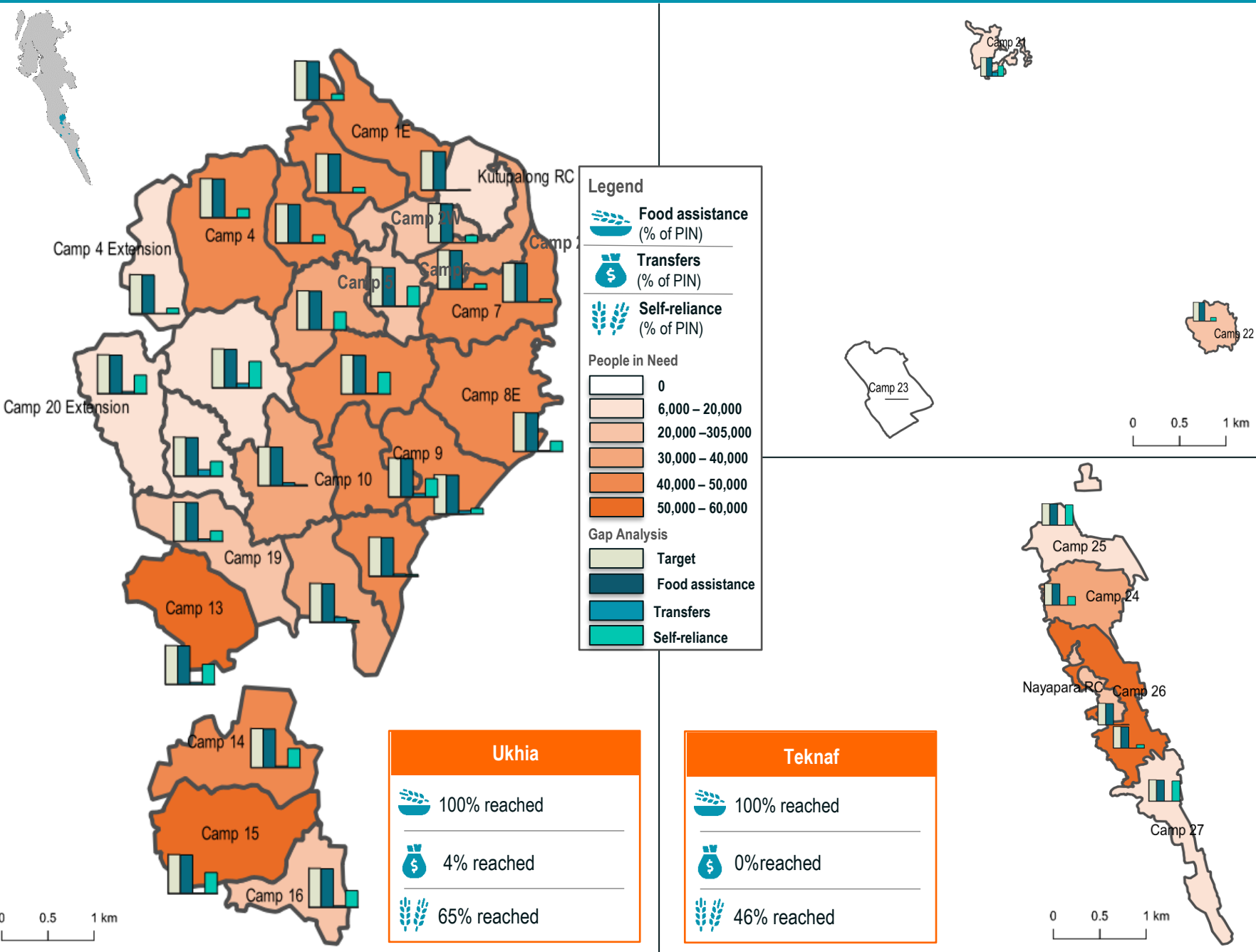


**Total number of partners** 28

AAB, AMAN, BRAC, CAID, CNRS, CODEC, Cordaid, CWW, DRC, DSK, IC Net, GIZ, HelpAge, HELVETAS, Mukti, NGO Forum, PRANTIC, RIC, SARPV, SCI, Shushilan, SS, UN Women, Uttaran, UNHCR, WFP, WVI, YPSA

**Total number of donors** 18

Al Imdaad Foundation, BMZ, CANADA, CERF, DANIDA, DFAT, HHRD - USA, OBAT JICA, Helpers Inc. USA, Misereor, Pooled funding, South Africa, Swiss Solidarities, USAID, USG/ BPRM, World Bank, WV Hongkong, WV Newzeland



**PEOPLE IN NEED / TARGETED**  
**189,267 households**  
**918,841 individuals**

Source: Joint Government of Bangladesh – UNHCR population database.



**HOUSEHOLDS REACHED**  
**186,085 households**



**INDIVIDUALS REACHED**  
**906,849 individuals**



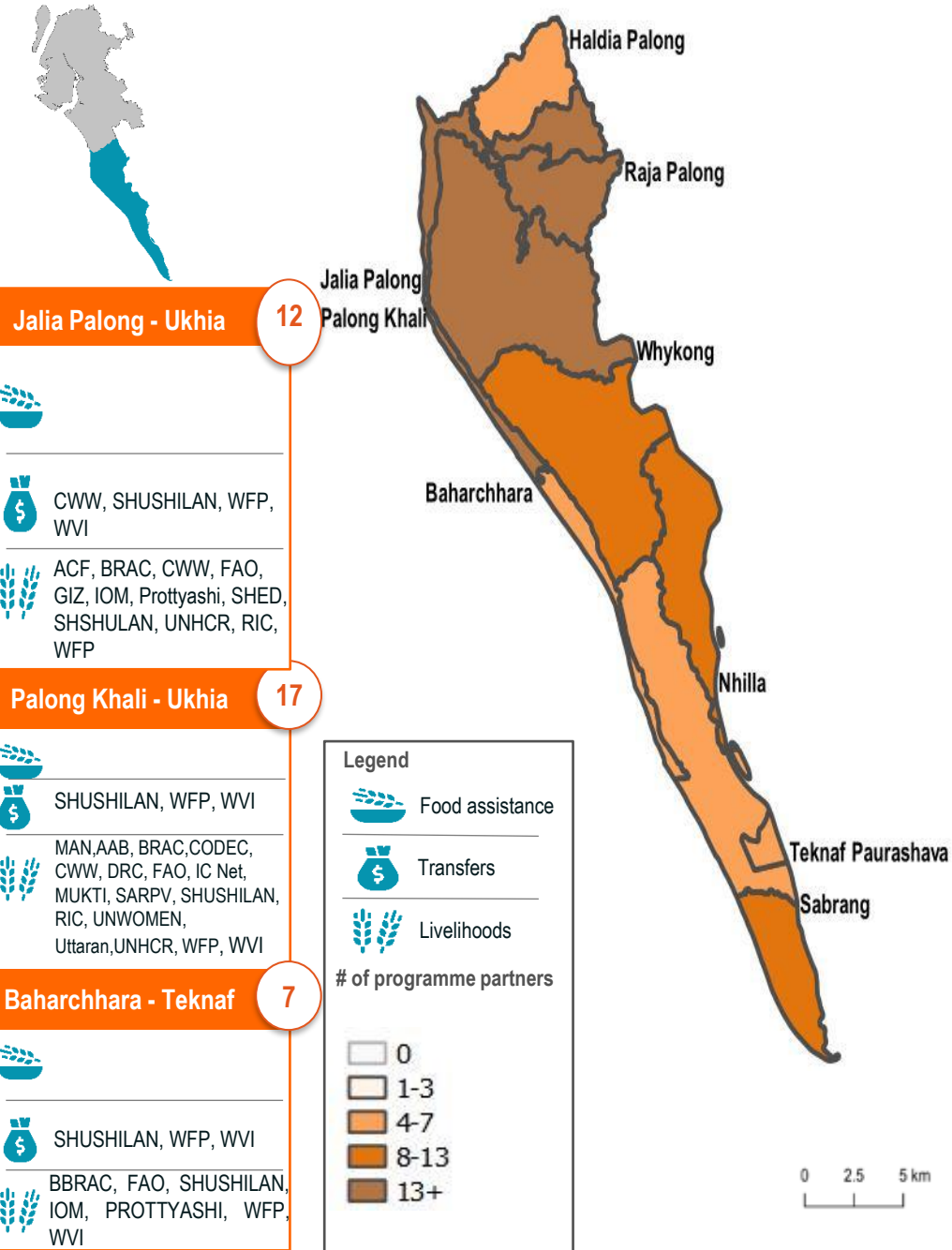
186,085 households reached

6,379 households reached

72,305 households reached

The map shows the number of People in Need (PIN) of assistance in all 33 Rohingya refugee camps. The histograms represent level of monthly achievements against the PIN by assistance type compared to targets set out in Food Security Sector's Sector Objective 1 and 2 of the Joint Response Plan 2022.

In line with [JRP2022](#), FSS is targeting all refugee individuals with monthly blanket food assistance to meet their essential needs and support for self-reliance through promotion of portable skills and transfers.



**Ratna Palong - Ukhia** 13

- Food assistance
- Transfers: CWW, SHUSHILAN, SS, YPSA, WFP
- Livelihoods: ACF, BRAC, CWW, IC Net, GIZ, PROTTYASHI, RIC, SARPVE, SHED, SHUSHILAN, TDH, VSO, UNHCR, WFP

**Haldia Palong - Ukhia** 7

- Food assistance
- Transfers: SHUSHILAN, WFP
- Livelihoods: RAC, CWW, FAO, SHUSHILAN, UNHCR, RIC, WFP

**Whykong - Teknaf** 10

- Food assistance
- Transfers: Cordaid, GIZ, PIB, SHUSHILAN, YPSA, WFP
- Livelihoods: RAC, CWW, CNRS, Cordaid, FAO, IC Net, SHUSHILAN, GIZ, Oxfam, WFP

**Raja Palong - Ukhia** 17

- Food assistance
- Transfers: SS, YPSA, SHUDHILAN, WVI, WFP
- Livelihoods: ACF, BRAC, CWW, DRC, FAO, GIZ, IC NET, MUKTI, SARPV, SHUSHILAN, SHED, TDH, VSO, RIC, PRANTIC, YPSA, WFP

**Sabrang - Teknaf** 10

- Food assistance
- Transfers: Cordaid, GIZ, PIB, SHUSHILAN, YPSA, WFP
- Livelihoods: BRAC, CNRS, Cordaid, IOM, FAO, GIZ, SHUSHILAN, Prottiyashi, UNHCR, WFP

**Nhilla - Teknaf** 11

- Food assistance
- Transfers: PIB, YPSA, WFP, WVI
- Livelihoods: BRAC, CNRS, FAO, SHUSHILAN, Prottiyashi, IOM, Oxfam, MUKTI, UNHCR, WFP, WVI

**Teknaf - Teknaf** 7

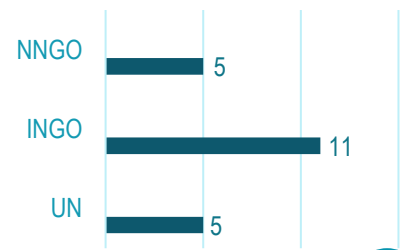
- Food assistance
- Transfers: Cordaid, GIZ, OXFAM, SHUSHILAN, WFP
- Livelihoods: BRAC, Cordaid, FAO, SHUSHILAN, Oxfam, UNHCR, WFP

**Teknaf Paurashava** 5

- Food assistance
- Transfers: CORDIAD, GIZ
- Livelihoods: FAO, SHUSHILAN, WFP

This map reflects the number of programme partners who reported activities to the Food Security Sector through 5Ws tool during this reporting period. Partners are grouped by partners who reported food assistance, cash and voucher assistance, and livelihood support.

**Partners by type of organization**

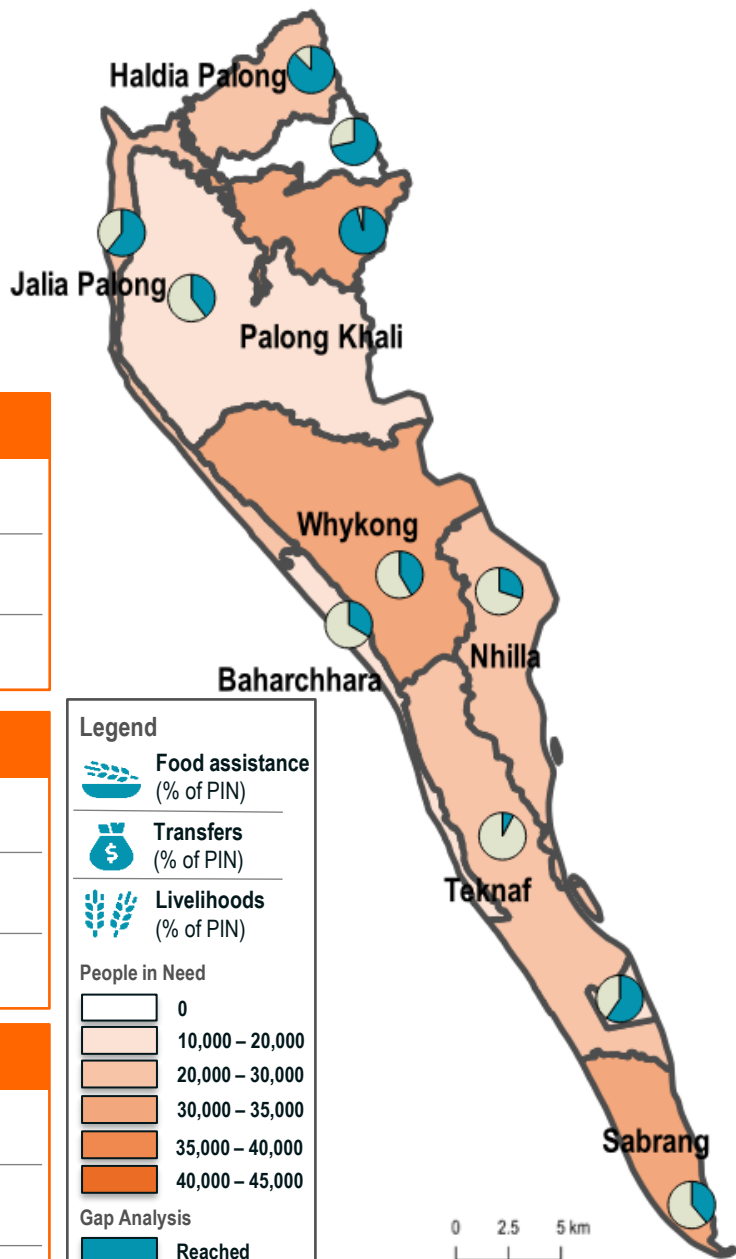


**Total number of partners** 21

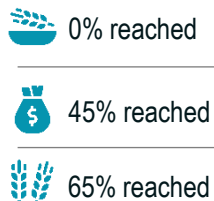
AMAN, BRAC, CAID, CWW, DRC, FAO, GIZ, IC Net, IOM, Oxfam, PIB, PRANTIC, Shushilan, SS, Tdh, UN Women, Uttaran, UNHCR, VSO, WFP, WVI,

**Total number of donors** 20

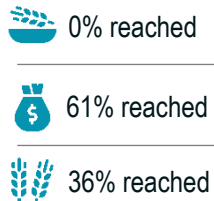
Al-Imdaad Foundation, AHP, South Africa, Aus-Aid, BMZ, Canada and CERF, DANIDA, DEC, DFAT, Netherlands, German Cooperation & GIZ, (GAC), HHRD-USA, OBAT Helpers.Inc.USA, Misereor, JICA, Pooledfunding, SIDA, wiss Solidarities, UKAID, USAID,, USG/ BPRM



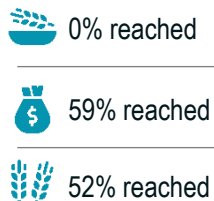
**Jalia Palong - Ukhia**



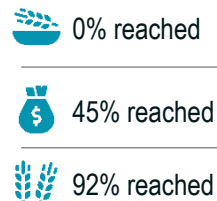
**Palong Khali - Ukhia**



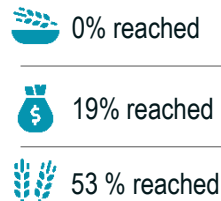
**Baharchhara - Teknaf**



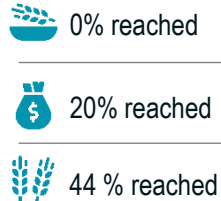
**Ratna Palong - Ukhia**




**Whykong - Teknaf**



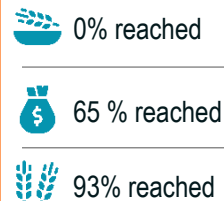
**Sabrang - Teknaf**



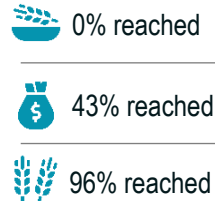
**Teknaf - Teknaf**



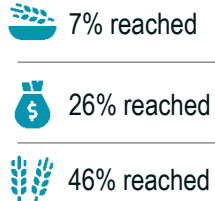
**Haldia Palong - Ukhia**



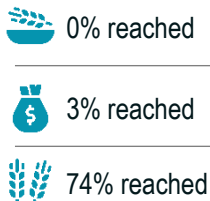
**Raja Palong - Ukhia**



**Nhilla - Teknaf**



**Teknaf Paurashava**



**PEOPLE IN NEED / TARGETED**  
**67,656 households**  
**378,715 individuals**



**HOUSEHOLDS REACHED**  
**40,894 households**

**INDIVIDUALS REACHED**  
**204,474 individuals\***



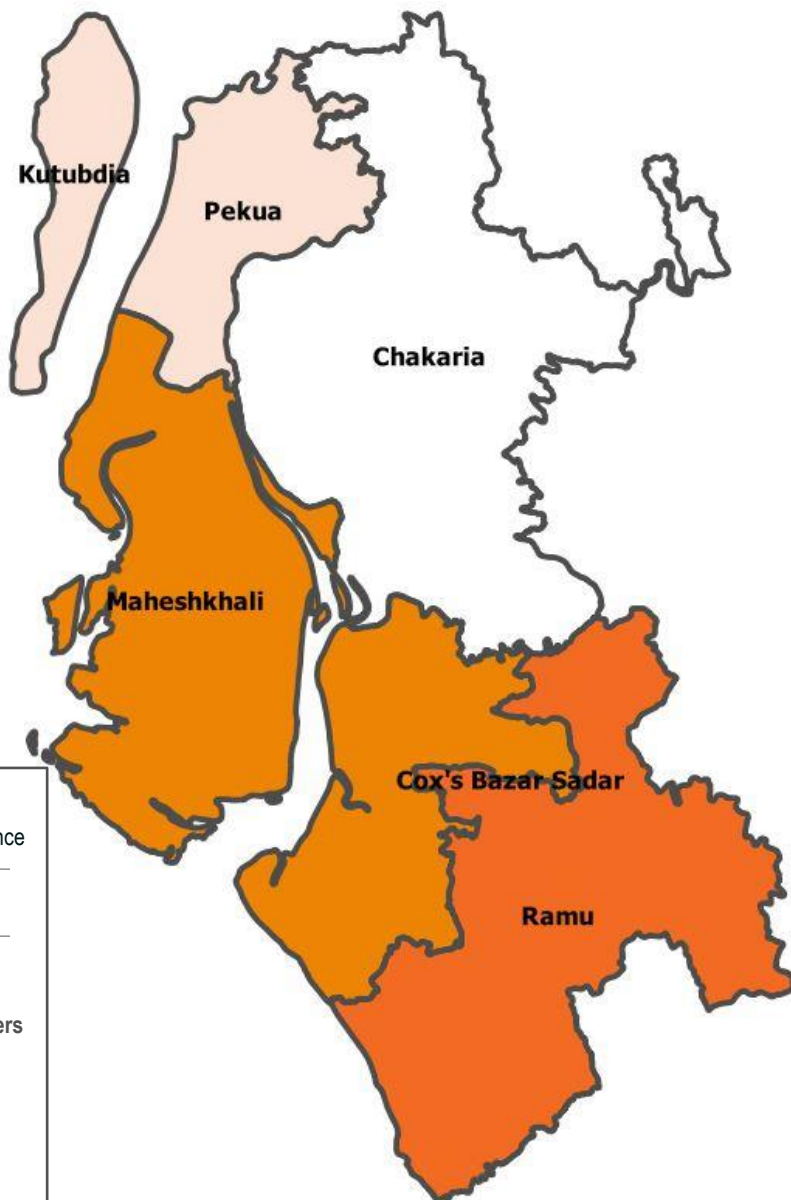
2,450 households reached

27,827 households reached

34,778 households reached

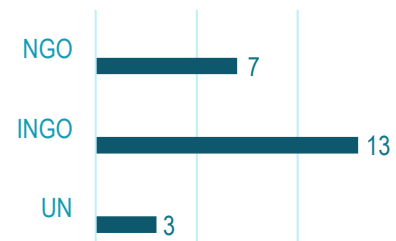
The map shows the number of people in need of assistance in Ukhia and Teknaf Upazilas of Cox's Bazar District by union. The pie charts represent level of monthly achievements by 21 reporting partners compared to targets set out in Food Security Sector's Sector Objective 3 of the Joint Response Plan 2022.

In line with **JRP2022**, FSS is targeting 378,715 individuals who are most vulnerable and most at risk of food insecurity with on-farm and off-farm livelihood support and cash and voucher assistance to build their resilience.



This map reflects the number of programme partners who reported activities to the Food Security Sector through 5Ws tool during this reporting period. Partners are grouped by partners who reported food assistance, cash and voucher assistance, and livelihood support.

**Partners by type of organization**



**Total number of partners** 23

ACF, AMAN, CAID, CB, Cordaid, CWW, DRC, DSK, FAO, FIVDB, GIZ, HELVETAS, IOM, Mukti, Oxfam, PIB, PROTTYASHI, Shushilan, SS, Tdh, VSO, WFP, YPSA

**Total number of donors** 14

DEC, Aus-Aid, BMZ, DANIDA, DFAT, Netherlands, German Cooperation & GIZ, HHRD-USA, Pooled funding, SIDA, Swiss Solidarities, UKAID, USAID

**Kutubdia** 2

- Food assistance
- CARE, WFP
- CARE, WFP

**Pekua** 2

- Food assistance
- CARE, WFP
- CARE, WFP

**Maheshkhali** 7

- Food assistance
- CWW, CARE BD, GIZ, SHUSHILAN, WFP,
- ACF, CARE BD, CWW, GIZ, SHUSHILAN, WFP

**Chakaria** 0

- Food assistance
- Transfers
- Livelihoods

**Cox's Bazar Sadar** 5

- AMAN
- FAO, SHUSHILAN, MUKIT, OXFAM

**Ramu** 9

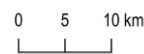
- AMAN
- ACF, CAID, IOM, HELVETAS, FAO, GIZ, Prottiyashi, SHUSHILAN

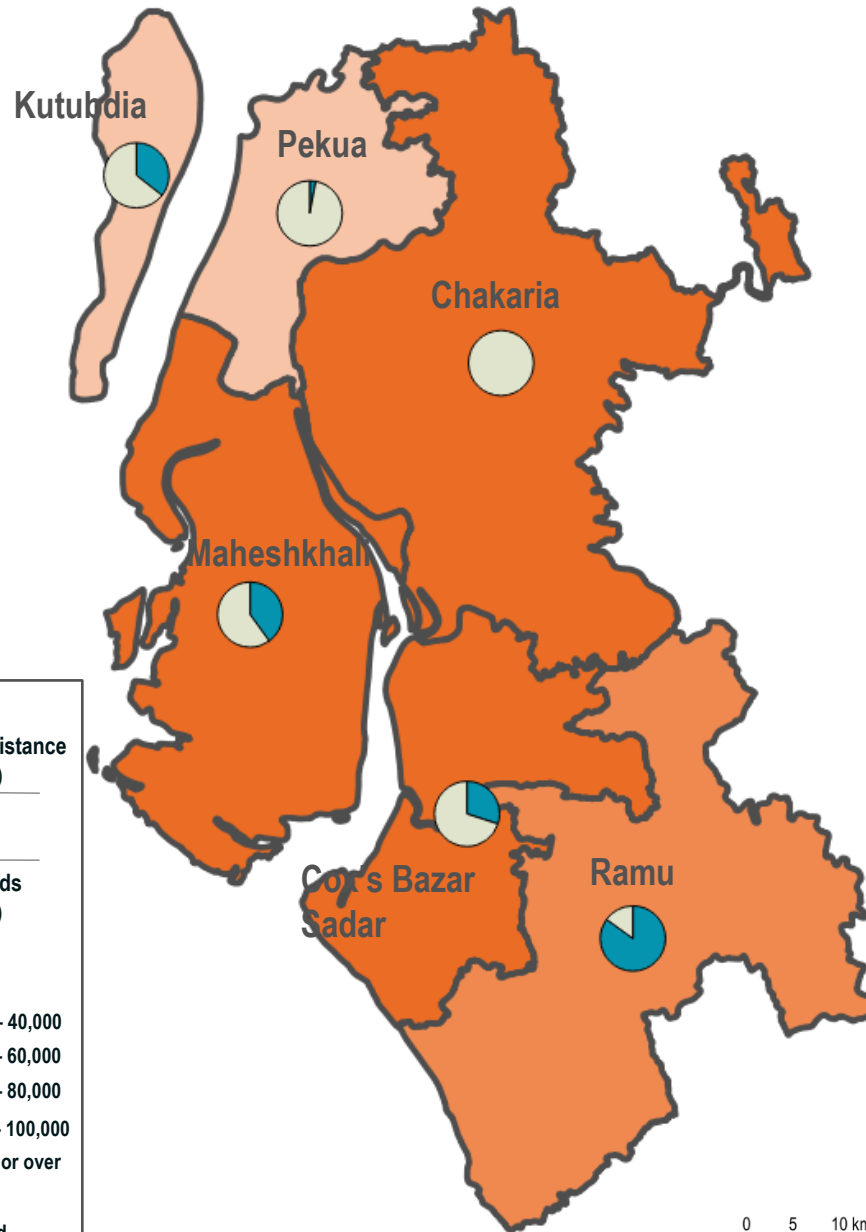
**Legend**

- Food assistance
- Transfers
- Livelihoods

**# of programme partners**

- 0
- 1 - 3
- 4 - 7
- 8 - 10
- 11 - 13
- 14 - 20





**Kutubdia**

- 0% reached
- 36% reached
- 43% reached

**Maheshkhali**

- 0% reached
- 42% reached
- 34% reached

**Cox's Bazar Sadar**

- .5% reached
- 0% reached
- 12% reached

**Pekua**

- 0% reached
- 27% reached
- 23% reached

**Chakaria**

- 0% reached
- 0% reached
- 0% reached

**Ramu**

- 1% reached
- 5% reached
- 34% reached

**Legend**

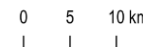
- Food assistance (% of PIN)
- Transfers (% of PIN)
- Livelihoods (% of PIN)

**People in Need**

- 0
- 20,000 – 40,000
- 40,000 – 60,000
- 60,000 – 80,000
- 80,000 – 100,000
- 100,000 or over

**Gap Analysis**

- Reached
- Gap



**PEOPLE IN NEED / TARGETED**  
**115,735 households**  
**629,297 individuals**

**HOUSEHOLDS REACHED**  
**18,350 households**

**INDIVIDUALS REACHED**  
**91,751 individuals**



365 households reached

36,027 households reached

18,350 households reached

The map shows the number of people in need of assistance in northern Upazilas of Cox's Bazar District which is outside of areas targeted by the Joint Response Plan 2022. The pie charts represent level of monthly achievements by 23 reporting partners compared to the People in Need.

According to the poverty levels in each Upazila outlined in the District Development Plan and taking COVID-19 impacts into consideration, FSS identified 629,297 individuals as people who are at risk of food insecurity.