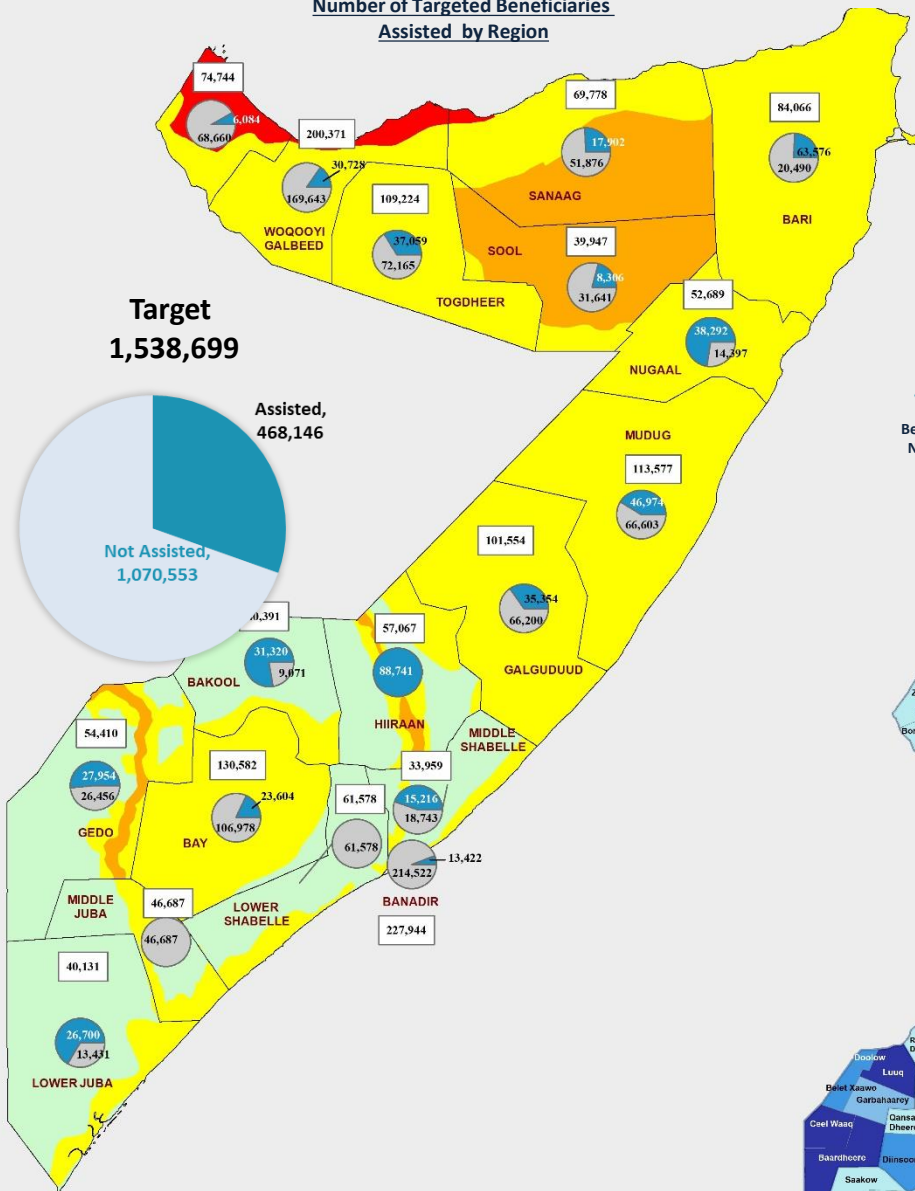


Number of Targeted Beneficiaries Assisted by Region



Target
1,538,699

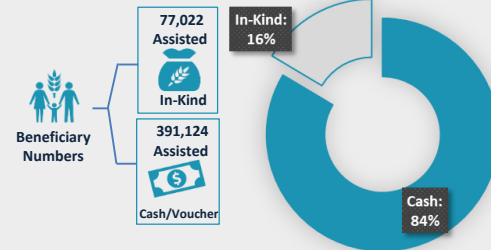
Assisted,
468,146

Not Assisted,
1,070,553

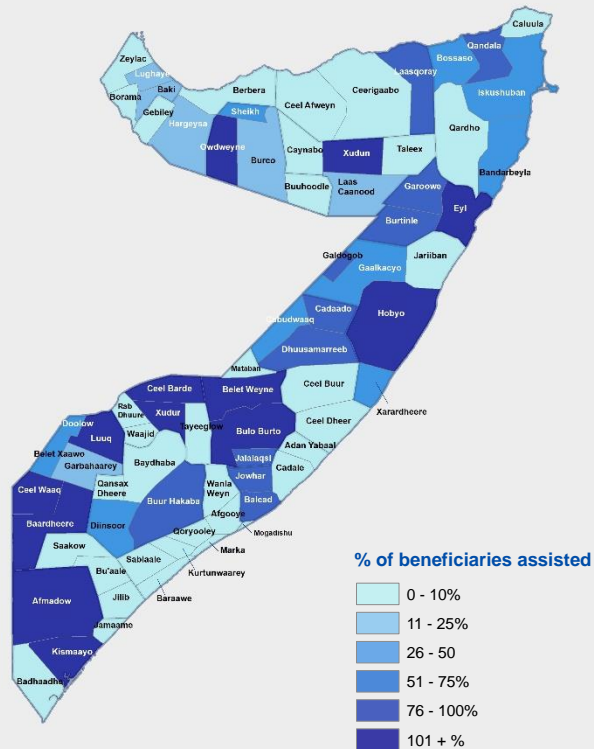
16 Partners
Reported

4,223,757
Cash Transferred


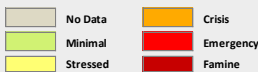
Activities by Modality



Percentage of Targeted Beneficiaries Assisted per District



IPC Acute Food Security Situation as per FSNAU Jilaal Assessment



NB: IPC Map based on Post Gu FSNAU assessment and is revised based on the seasonal assessment.

Strategic Objective 3 Update



Photo credit USAID

FSC partners reached **468,146** beneficiaries compared to the target of **1,538,699**. Of the total number of beneficiaries reached for this objective, **84%** were supported through cash/voucher transfer while **16%** received in-kind support.

Response by partners shows that WFP supported **76%**, ACTED **8%**, ACF **5%** with DRC (**2%**), SCI, ADESO, CESVI, CARE, HAS, WHH, WARDI, Candlelight, NRC, World Concern, PENHA and OXFAM combined reaching **8%**.

Partners have implemented activities, which include rehabilitation of basic infrastructure to support agriculture production such as irrigation canals and water points. As well, capacity building training to equip participants with various life skills were prioritised.

Monthly Trend Line – Beneficiaries Assisted

