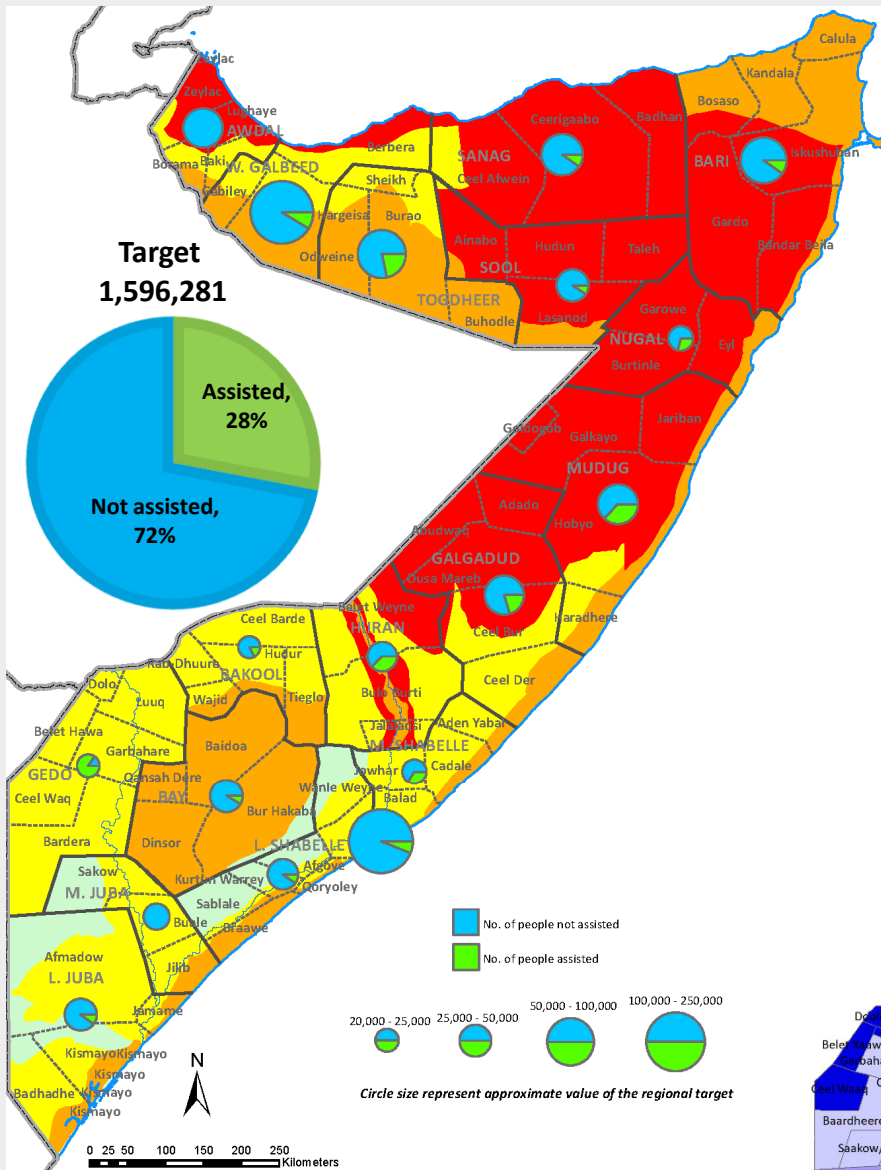
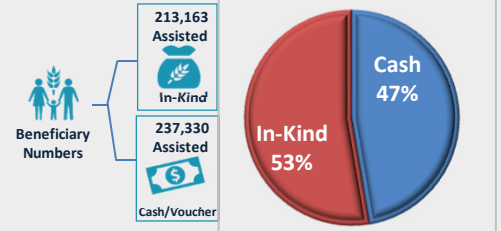


Number of targeted beneficiaries assisted by region

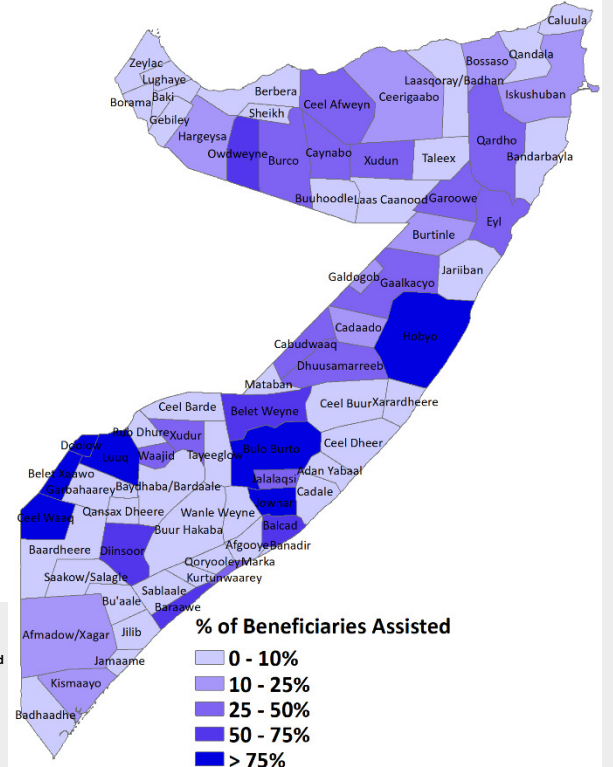


11 Partners Reported


Activities by Modality



Percentage of targeted beneficiaries assisted per district



- No Data
- Minimal
- Stressed
- Crisis
- Emergency
- Famine



NB: IPC Map based on Post Dyrre FSNAU assessment and is revised based on the seasonal assessment.

Strategic Objective 3 Update



Herdsman taking their animals to drink water in Debbis, Hargeysa. (photo: courtesy of HOD, FAO partner)

FSC partners assisted 450,493 beneficiaries, (28%) compared to the revised target. This depicts a 2% increment from the previous month of the affected population reached.

There is need to scale up these activities which include repairing and effectively managing small-scale productive infrastructure to mitigate shocks, life skills training activities and mitigating other threats to food security.

Monthly Trend Line – Beneficiaries Assisted

