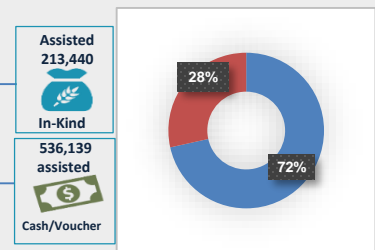


Number of targeted beneficiaries assisted by region

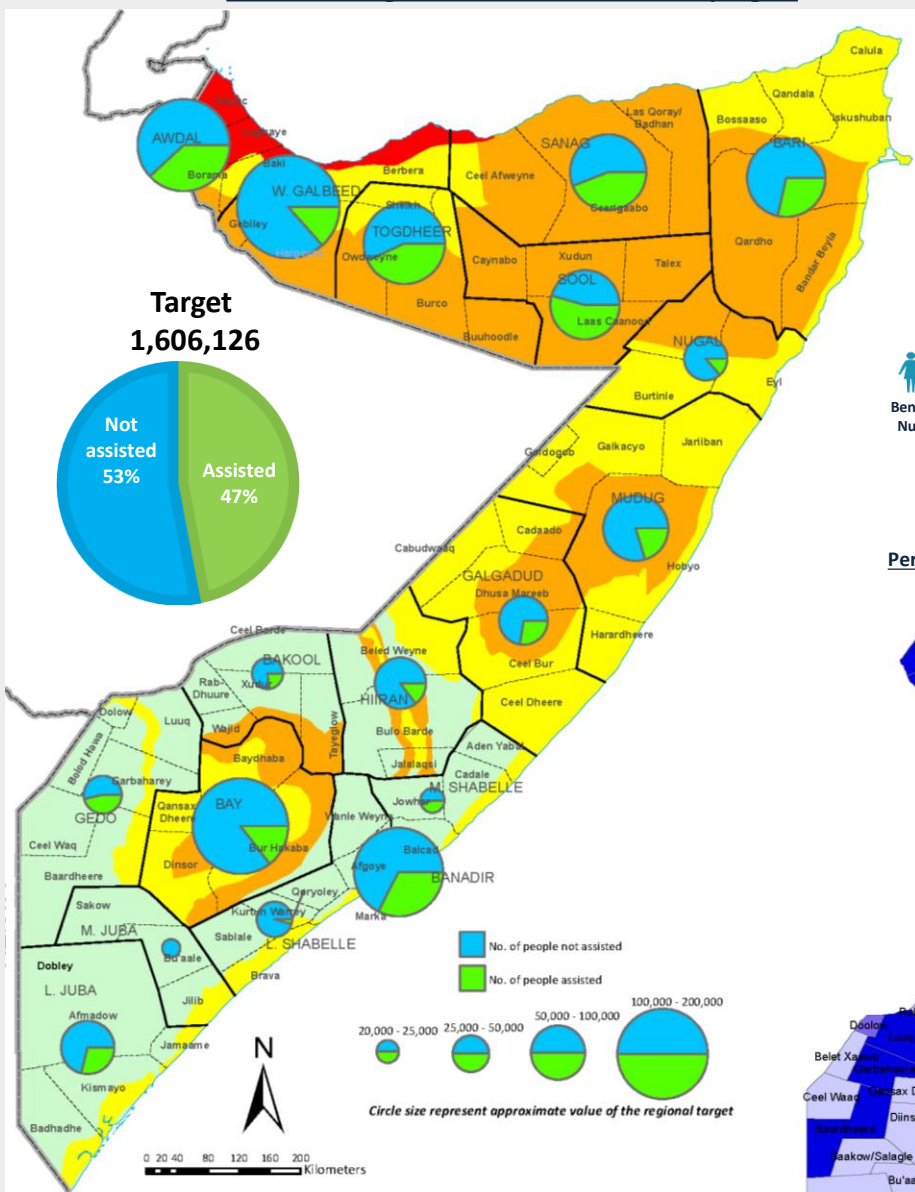
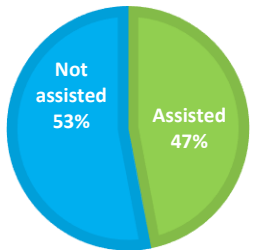


17 Partners Reported

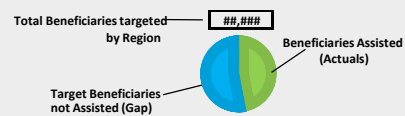
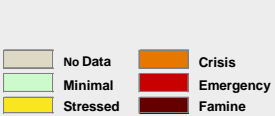
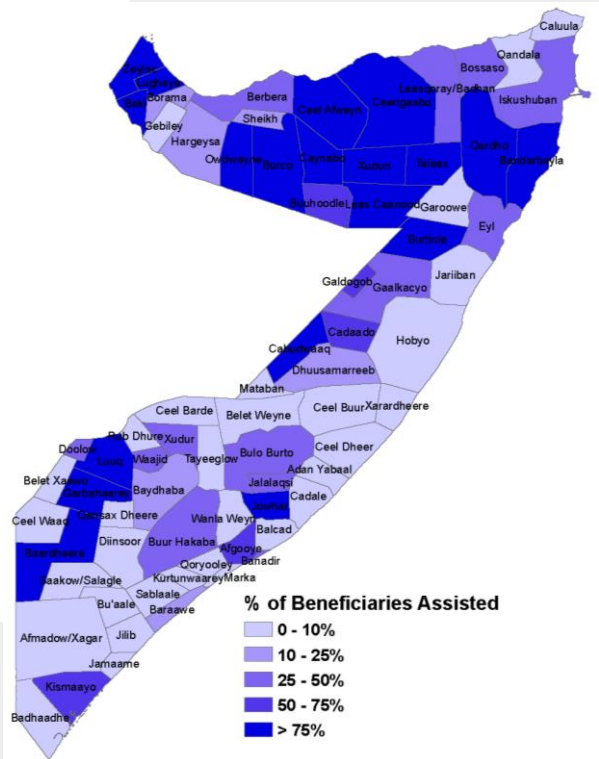
Activities by Modality



Target 1,606,126



Percentage of targeted beneficiaries assisted per district



NB: IPC Map based on Post Dyre FSNAU assessment and is revised based on the seasonal assessment.

Strategic Objective 1 Update



The improved access to food and safety nets level of assistance is nearly 50% of the target. The response is also showing a declining trend over the last four months and compared to long-term average (2018). Notably, less than 50% of the targeted Somalis received assistance in all regions except Gedo, Middle Shabelle, Sanaag and Sool.

A rapid scale up is needed given the surge in the number of people in IPC 3 or worse. Without humanitarian assistance, the people in crisis and emergency food insecurity (IPC 3 and 4) will continue to experience huge food consumption gaps in addition to engaging in irreversible coping strategies.

A women with her scope card topped up in Garowe. Photo credit: WFP Somalia

Monthly Trend Line – Beneficiaries Assisted - IASN

