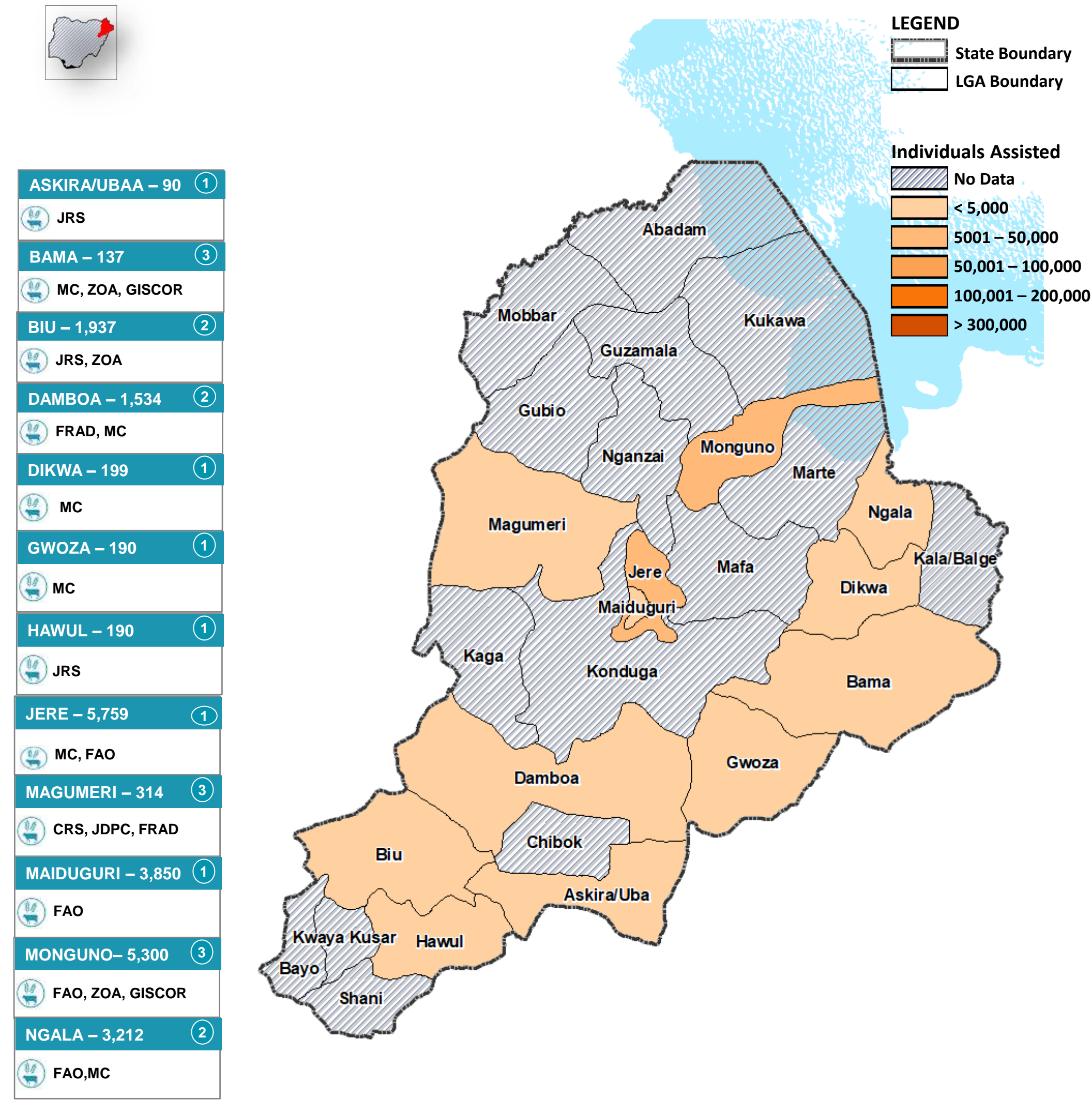
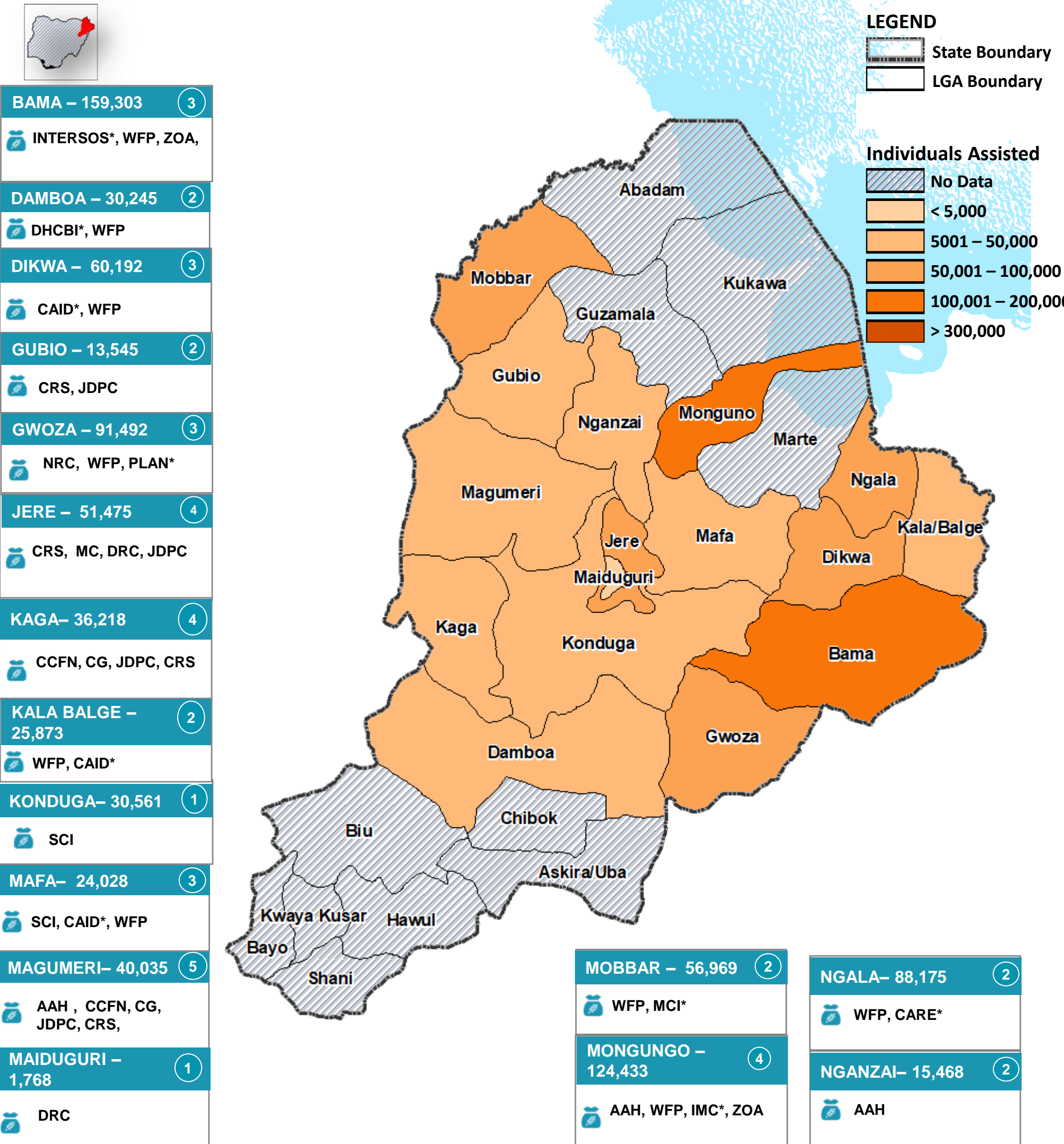


SO1 - FOOD ASSISTANCE

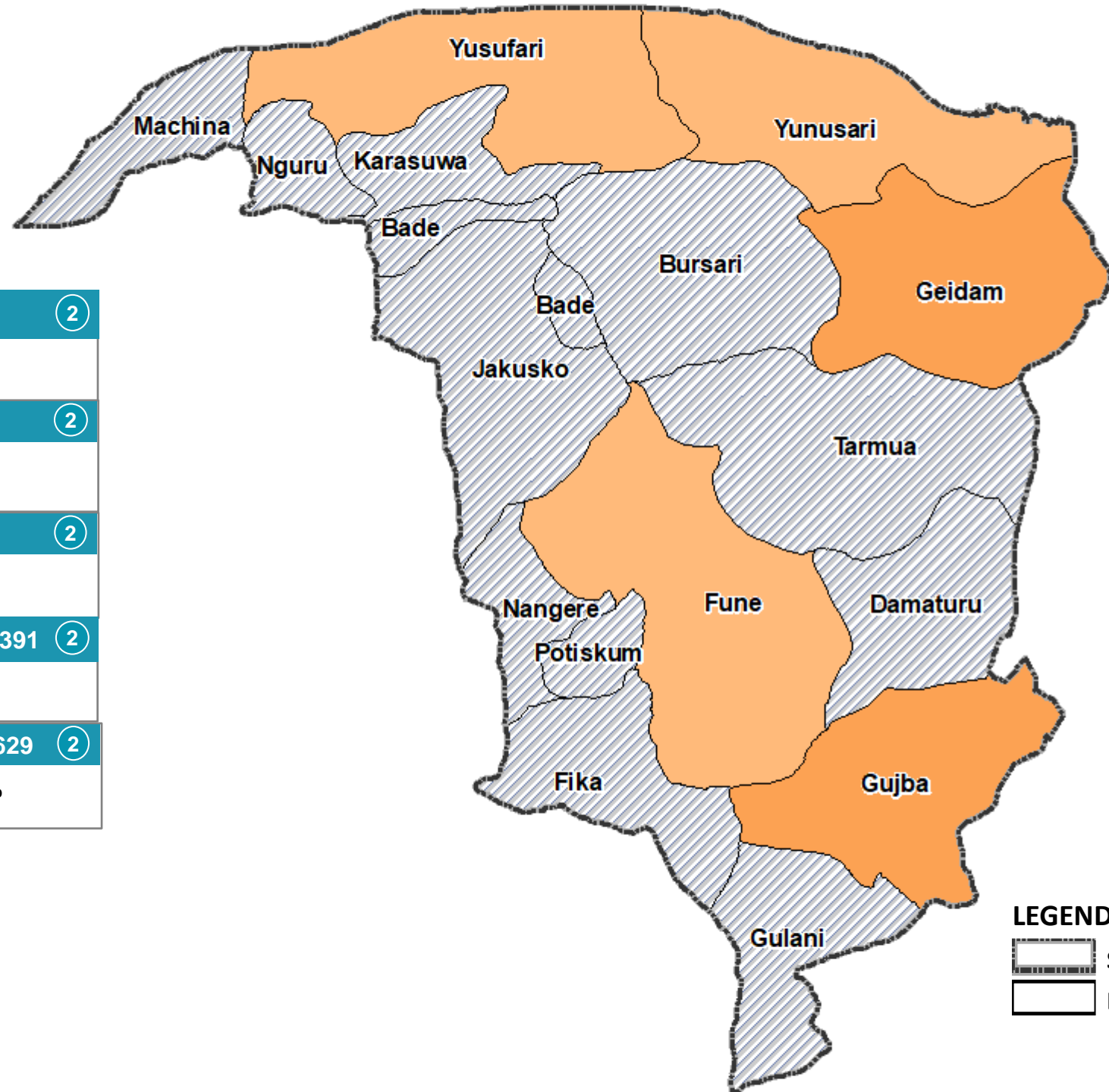
SO2 - EMERGENCY AGRICULTURE



SO1 PARTNERS	SO2 PARTNERS	SO1 - ASSISTED	TOTAL POPULATION ASSISTED IN BORNO STATE	SO2 - CUMULATIVELY ASSISTED	SO1	SO2	MODALITY
19	5	850 K	*872k	22 K	In-Kind 63K	20k	
Partners with both SO1&2 activities					Cash/Vouchers 787K	2k	

SO1 - FOOD ASSISTANCE

SO2 - EMERGENCY AGRICULTURE



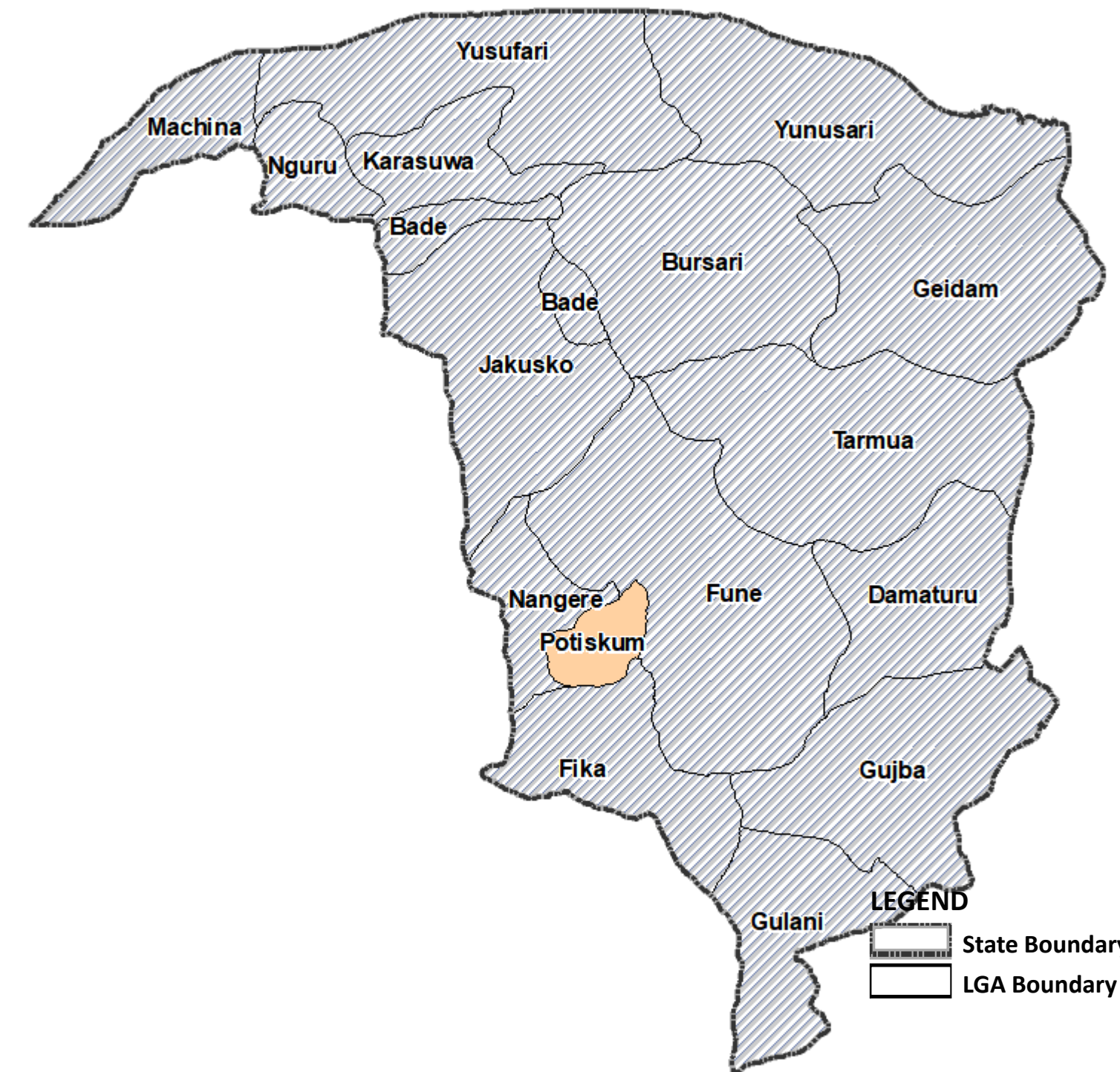
FUNE – 12,816 (2)
WFP, COOPI*
GEIDAM – 62,771 (2)
WFP, COOPI*
GUJBA – 60,597 (2)
WFP, COOPI*
YUNUSARI – 31,391 (2)
COOPI*, WFP
YUSUFARI – 24,629 (2)
COOPI*, WFP

LEGEND

State Boundary
LGA Boundary

Individuals Assisted

- No Data
- < 5,000
- 5,001 – 50,000
- 50,001 – 100,000
- 100,001 – 200,000
- > 300,000



POTISKUM – 50 (2)
CBM, TCDI

LEGEND

State Boundary
LGA Boundary

Individuals Assisted

- No Data
- < 5,000
- 5,001 – 50,000
- 50,001 – 100,000
- 100,001 – 200,000
- > 300,000

SO1 PARTNERS



2

SO2 PARTNERS



0

Partners with both SO1&2 activities

SO1 - ASSISTED



192K

TOTAL POPULATION ASSISTED IN YOBE STATE



***192k**

SO2 - CUMULATIVELY ASSISTED



50K

	SO1	SO2
In-Kind	13K	50K
Cash/Vouchers	179K	0K

MODALITY

This does not include government's contributions

The boundaries and names shown and the designations used on this map do not imply official endorsement or acceptance by the UN.

Disclaimer: This dashboard captures information available at the moment of production based on partners' reporting.

TOTAL: It refers to unique individuals assisted (without double counts) as some beneficiaries were assisted under both SOs.

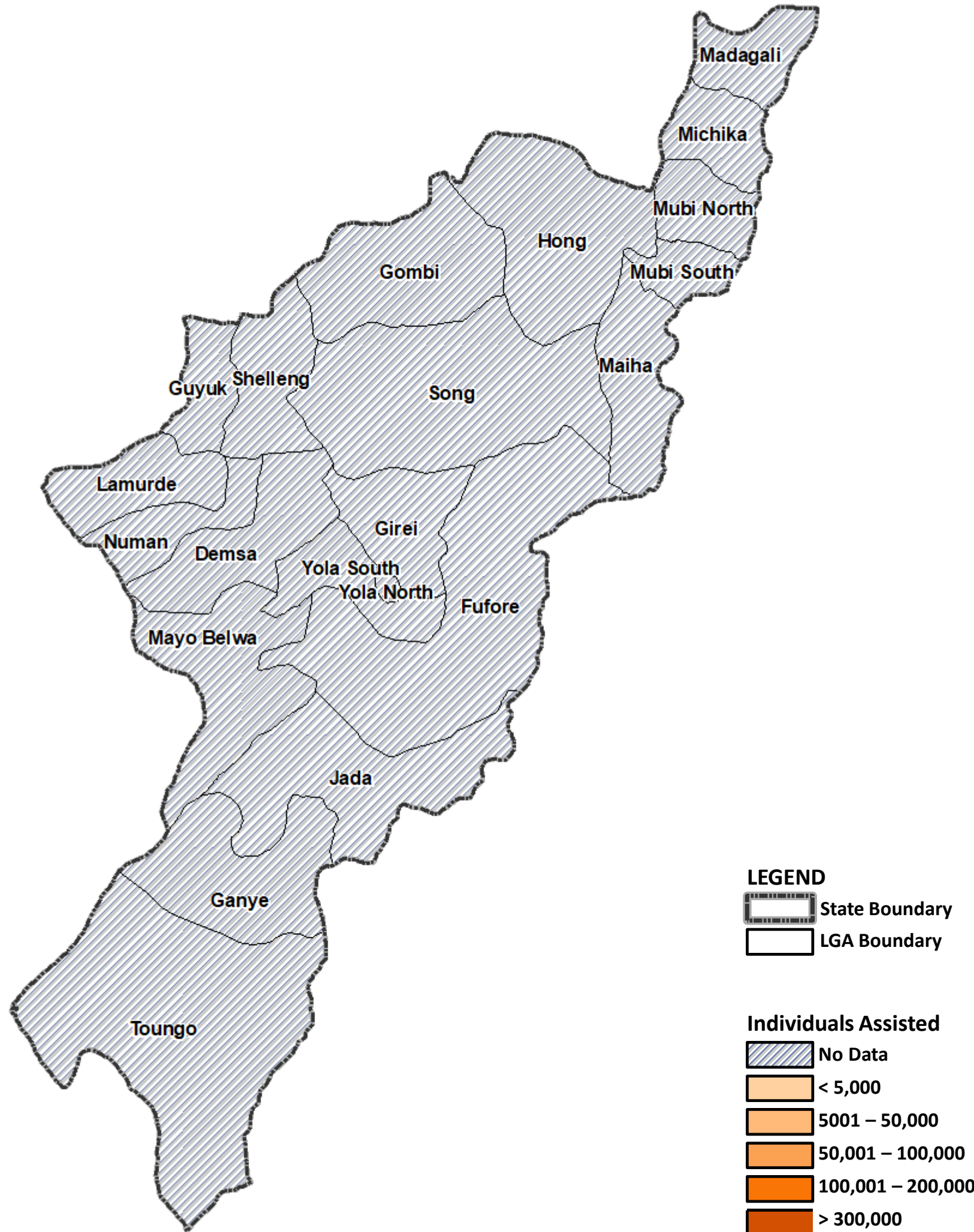
Organizations: Partners who also implement activities with FAO and/or WFP.

Production date: 30 April 2024
Data sources: FSS 5Ws data for March 2024 /FSS Partners

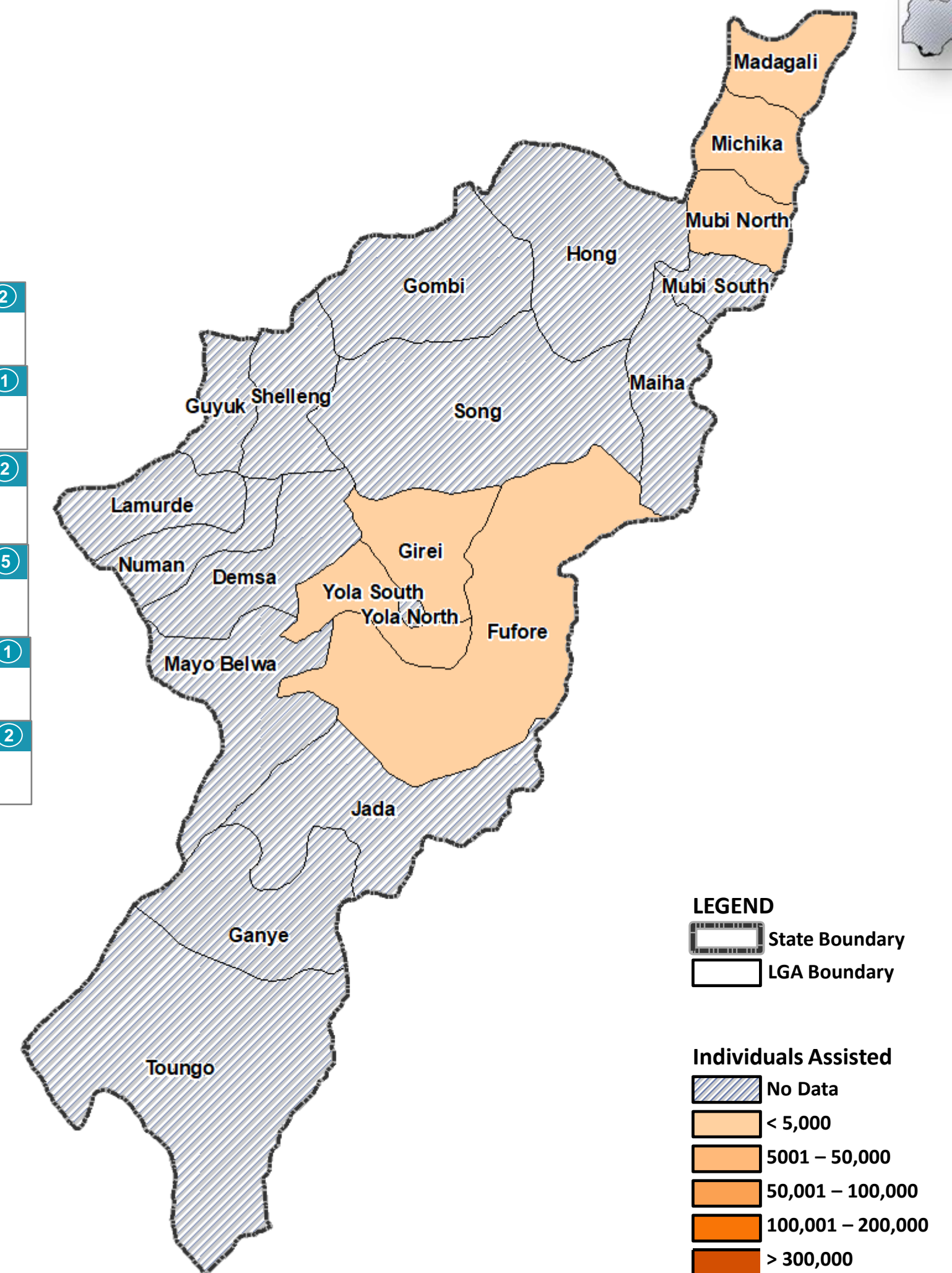
Contact: Nigeria Food Security Sector
info.Nigeria@fscluster.org

SO1 - FOOD ASSISTANCE

SO2 - EMERGENCY AGRICULTURE



FUFORÉ – 150 (2)	NRC, FOURCi
GIREI – 60 (1)	JRS
MADAGALI – 150 (2)	NRC, FOURCi
MICHIKA – 708 (5)	CCFNG, JDPC, JRS, NRC, FOURCi
MUBI NORTH – 90 (1)	JRS
YOLA SOUTH – 150 (2)	NRC, FOURCi



SO1 PARTNERS	SO2 PARTNERS	SO1 - ASSISTED	TOTAL POPULATION ASSISTED IN ADAMAWA STATE	SO2 - CUMULATIVELY ASSISTED	SO1	SO2	MODALITY
Partners with both SO1&2 activities	0	*1 K	1 K	In-Kind	840K	468H	
				Cash/Vouchers			

This does not include government's contributions

The boundaries and names shown and the designations used on this map do not imply official endorsement or acceptance by the UN.

Disclaimer: This dashboard captures information available at the moment of production based on partners' reporting.

TOTAL*: It refers to unique individuals assisted (without double counts) as some beneficiaries were assisted under both SOs.

Organizations*: Partners who also implement activities with FAO and/or WFP.

Production date: 30 April 2024
Data sources: FSS 5Ws data for March 2024 /FSS Partners

Contact: Nigeria Food Security Sector
info.Nigeria@fscluster.org