

# FSLC 2023 HRP approach

November 06, 2022

[charles.hopkins@fao.org](mailto:charles.hopkins@fao.org)  
& [info.ukraine@fscluster.org](mailto:info.ukraine@fscluster.org)



Photo: WFP



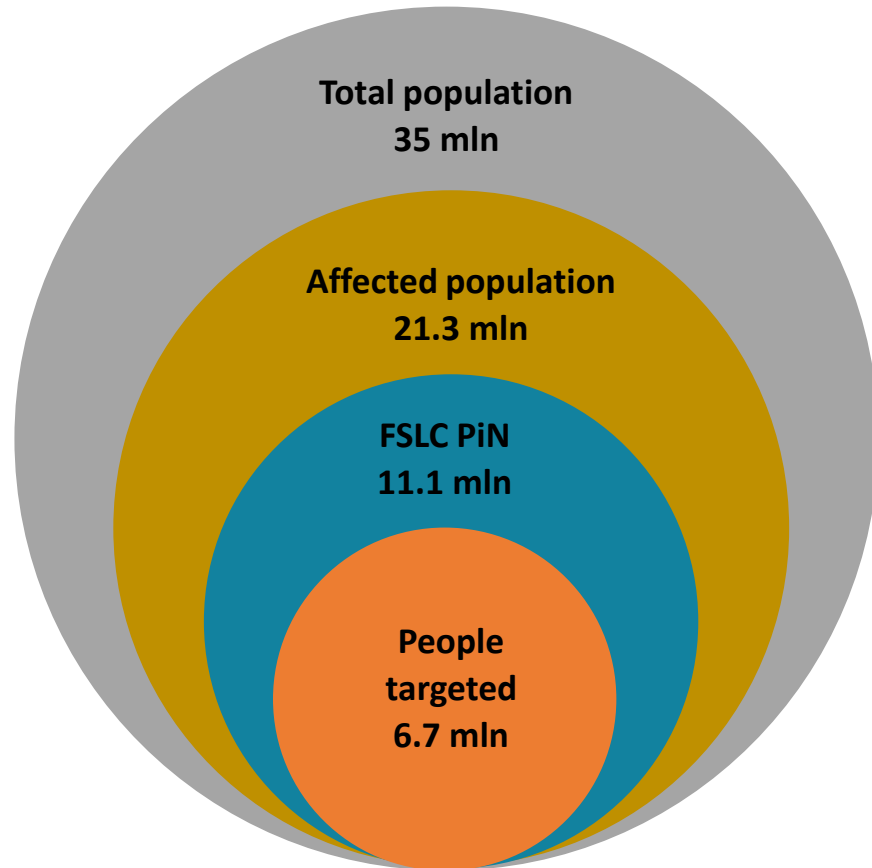


# Overview of FSLC 2023 target



# FSLC COMBINED TARGET 2023

## Disaggregation logic – Combined



	Total Population	Affected Population	FSLC PIN				
<b>FSL Cluster Target %</b>	19%	31%	60%				
	2023 People in Need	2023 People Targeted*	Male	Female	Children	Adults	Elderly
Displaced	4 237 122	2,424,440	46%	54%	17%	58%	25%
Returnees	2 876 571	1,415,790	46%	54%	17%	58%	25%
Non-displaced	3 996 272	2,856,806	46%	54%	15%	57%	28%
<b>Total</b>	<b>11 109 965</b>	<b>6,697,037</b>	<b>46%</b>	<b>54%</b>	<b>16%</b>	<b>58%</b>	<b>26%</b>

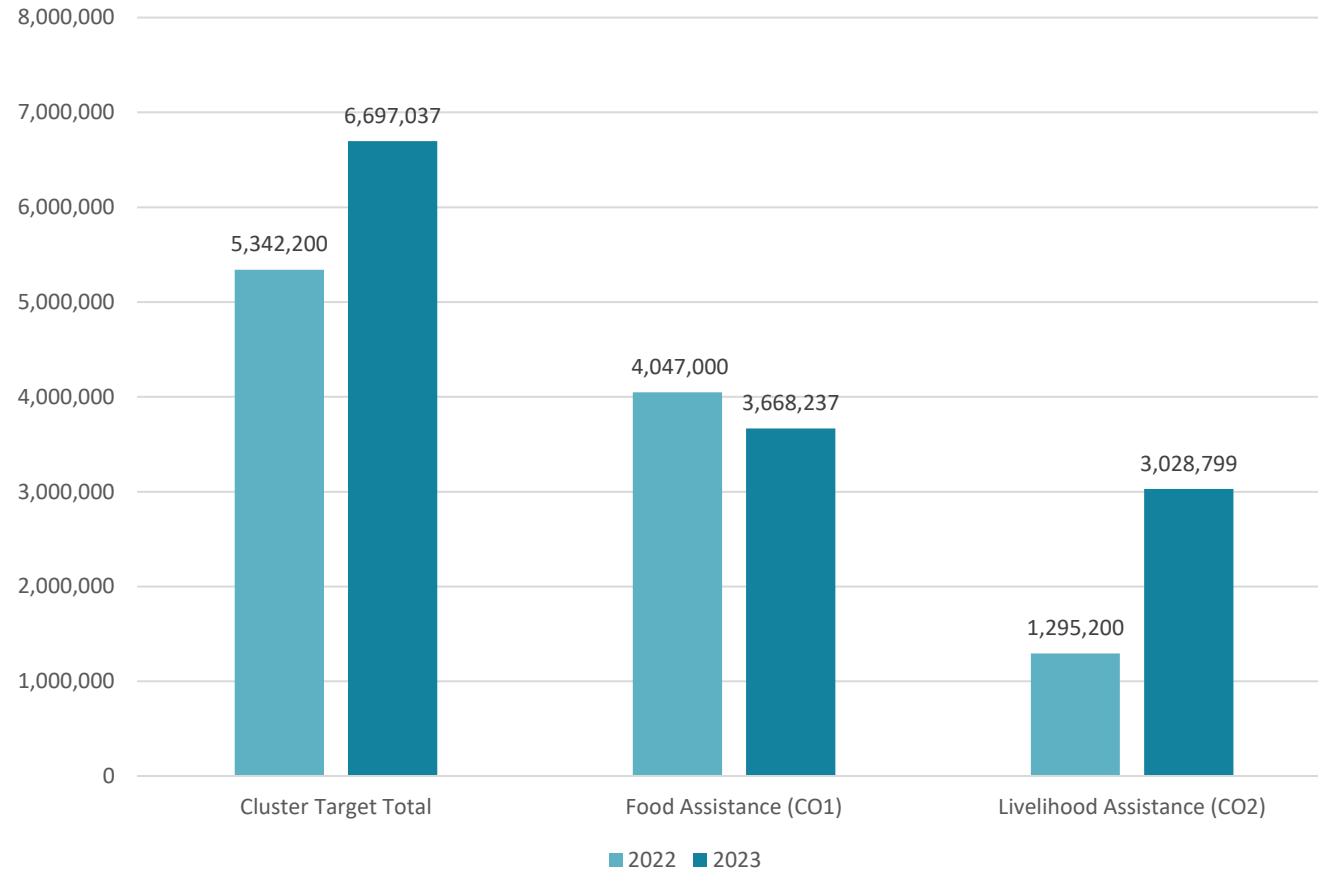
# Combined PIN 2022 VS 2023

## Combined Targets 2022 VS 2023

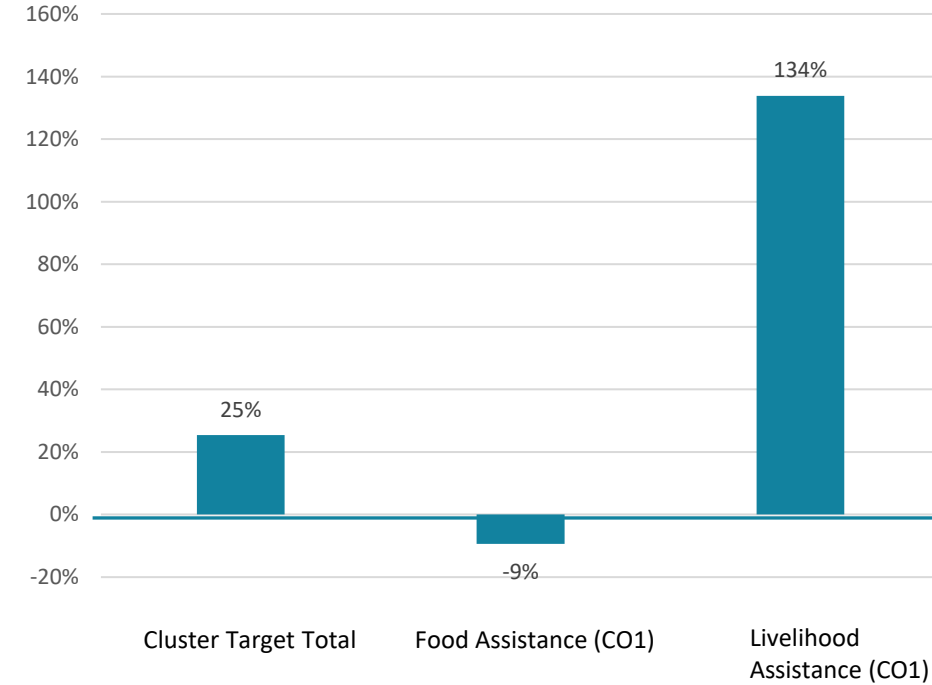
PIN	2022	2023	Percentage (%)
<b>Cluster PIN Total</b>	<b>9,332,000</b>	<b>11,109,965</b>	<b>19%</b> ↑
Targets	2022	2023	Percentage (%)
<b>Cluster Target Total</b>	<b>5,342,200</b>	<b>6,797,037</b>	<b>25%</b> ↑
Food Assistance (CO1)	4,047,000	3,668,237	-9% ↓
Livelihood Assistance (CO2)	1,295,200	<b>116,4923 HHs/3,028,799 people</b>	<b>134%</b> ↑

# FSLC 2023 TARGET DYNAMIC

## FSLC Targets 2022 - 2023



## FSLC target 2023 change compared to the target 2022



# Targets Budget by activities

Cluster Objective	Activities	Targets	Budget
CO1	<b>Distribution of in-kind food assistance</b> <ol style="list-style-type: none"> <li>Food Parcels</li> <li>Immediate Responses Rations</li> <li>Hot Meals</li> <li>Institutional Feeding</li> <li>School Feeding</li> </ol>	3,198,237	556,493,238
CO1	<b>Provision of market-based relief voucher assistance (value voucher or commodity voucher)</b> <ol style="list-style-type: none"> <li>Cash/Voucher to purchase food</li> </ol>	470,000	50,590,800
CO2	<b>Agriculture and livestock inputs</b> <ol style="list-style-type: none"> <li>Provision of inputs for crop production (cereal and vegetables) — e.g., seeds, fertilizer, plant protection, tools, equipment for land cultivation, greenhouses, small-scale irrigation systems (through in-kind assistance and/or vouchers).</li> <li>Provision of inputs for livestock and poultry production and animal health services—e.g., live poultry/livestock, animal feed, mineral/vitamin supplements, cold chain, veterinary and lab services (through in-kind assistance and/or vouchers).</li> </ol>	1,756,703	209,916,760
CO2	<b>Agricultural infrastructure and supply chain</b> <ol style="list-style-type: none"> <li>Assistance towards the restoration/rehabilitation of key damaged agricultural assets – e.g., livestock shelters (in-kind assistance/vouchers or cash).</li> <li>Repair of existing grain storage damaged by conflict/distribution and expansion of temporary grain storage for increasing current storage capacities.</li> <li>Training on improved agricultural/agri-business skills; increasing access to extension services; and facilitating market linkages.</li> </ol>	484,608	64,774,350
CO2	<b>Non-agricultural livelihoods</b> <ol style="list-style-type: none"> <li>Provision of small grants, equipment and/or tools for retention and restoration of non-agricultural livelihoods.</li> <li>Addressing lost income through rapid reskilling</li> <li>Vocational training in emergencies.</li> <li>Job creation/income generation.</li> <li>Cash for work</li> </ol>	787,488	111,955,618
<b>Total</b>		<b>6,697,036</b>	<b>993,730,766</b>



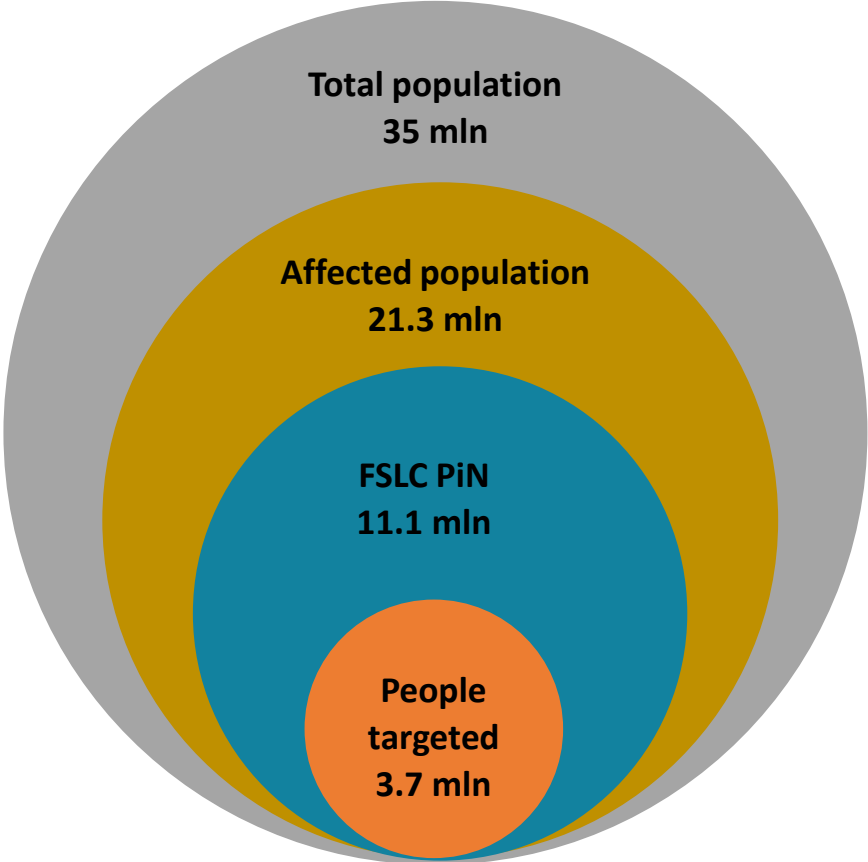


# FSLC CO & Target



# FSLC 2023 TARGET FOR CO1 (IMMEDIATE ACCESS TO FOOD)

## Disaggregation logic – Food Assistance




	2023 People in Need	2023 People Targeted*	Male	Female	Children	Adults	Elderly
Displaced	4 237 122	1,259,695	46%	54%	16%	58%	26%
Returnees	2 876 571	613,901	46%	54%	17%	58%	26%
Non-displaced	3 996 272	1,794,641	46%	54%	14%	57%	29%
<b>Total</b>	<b>11 109 965</b>	<b>3,668,237</b>	<b>46%</b>	<b>54%</b>	<b>15%</b>	<b>57%</b>	<b>27%</b>



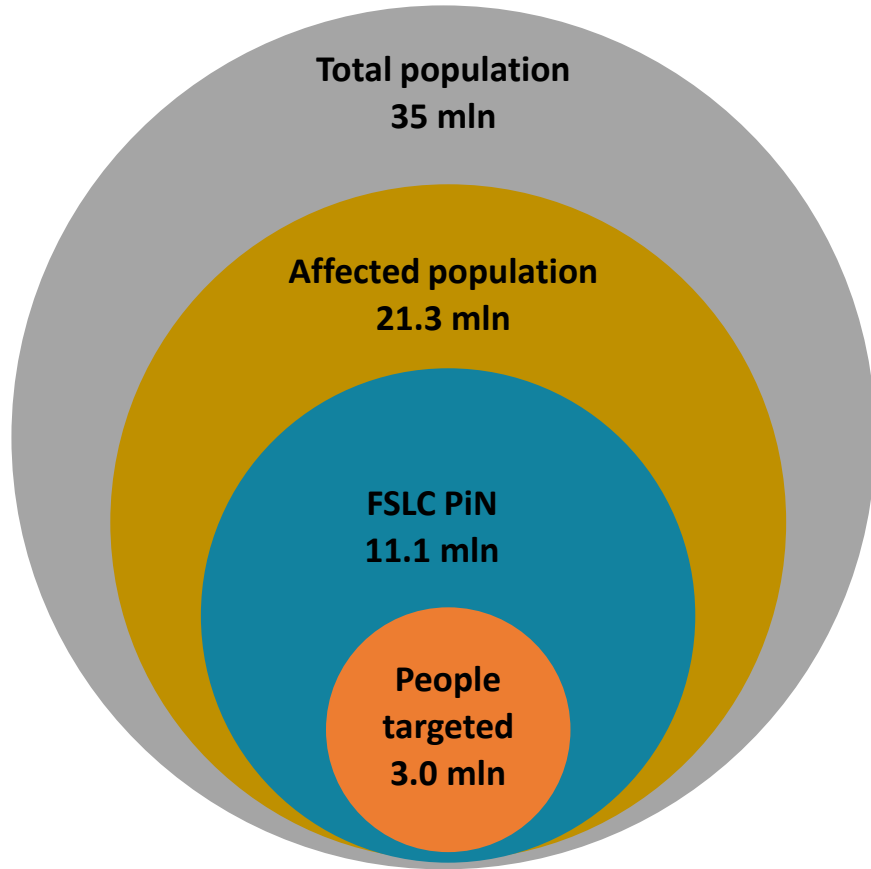


# FSLC TARGET: Cluster Objective (CO1)

CLUSTER STRATEGIC OBJECTIVE 1	TARGET LOGIC	2023 Target
 <p><i>Immediate access to food</i></p> <ul style="list-style-type: none"> <li>• Ensure immediate access to food for food insecure people through life-saving assistance</li> </ul>	<ul style="list-style-type: none"> <li>• 80% eastern Ukraine (7 Oblast) in severely food insecure population</li> <li>• 20% to the rest of the country moderately food insecure population</li> </ul>	<p><b>3,668,237</b> people/individuals</p>
<p><b>Targeting notes</b></p> <ul style="list-style-type: none"> <li>• 100% of severely food insecure are eligible for direct food support through food/voucher/cash—<b>2100Kcal/100% of the food basket value</b></li> <li>• 25% of moderately food insecure are eligible for direct food support through food/voucher/cash—<b>1600kcal/75% of the food basket value</b></li> <li>• The difference between the moderately and severely food insecure—moderately food insecure has a lesser food consumption gap. However, without food support, especially for the categories that employ many coping strategies, there is a risk that they could further deteriorate, depleting their assets and eventually falling into severe food insecurity category. Hence, a direct food support remains context —dependent.</li> <li>• FSLC partners should consider the moderately food insecure households for cash/vouchers or multi-purpose cash. A section of this group would also need different types of assistance, including unconditional cash, agriculture, and other livelihood intervention to protect, restore and retain their livelihoods.</li> </ul>		

# FSLC 2023 TARGET FOR CO2 (LIVELIHOOD ASSISTANCE)

## Disaggregation logic – Livelihood Assistance




	2023 People in Need	2023 Household Targeted*	Male	Female	Children	Adults	Elderly
Displaced	4 237 122	447,979 (HH)	46%	54%	18%	58%	24%
Returnees	2 876 571	308,419 (HH)	46%	54%	18%	58%	24%
Non-displaced	3 996 272	408,525 (HH)	46%	54%	16%	58%	26%
<b>Total</b>	<b>11 109 965</b>	<b>1,164,923 (HH)</b> 3,028,799 People	<b>46%</b>	<b>54%</b>	<b>17%</b>	<b>58%</b>	<b>25%</b>

Note: Household ((HH) size in Ukraine is 2.6)



# FSLC TARGET: Cluster Objective (CO2)

CLUSTER STRATEGIC OBJECTIVE 2	TARGET LOGIC	2023 Target
 <p><i>Improve living standard, restore livelihoods</i></p> <p>Strengthen the self-reliance of vulnerable conflict affected households and contribute to economic capacity by protecting, restoring, and retaining agricultural and non-agricultural livelihoods.</p>	<ul style="list-style-type: none"> <li>• 15% in severely insecure food insecure</li> <li>• 31% in moderately food insecure</li> </ul>	<p><b>1,164,923 (HHs)</b></p>
<p><b>Targeting notes</b></p> <ul style="list-style-type: none"> <li>• 15% of the severely food insecure are eligible for food plus agriculture and other livelihood support to improve their food security levels —context specific.</li> <li>• 30% of moderately food insecure are are eligible for other types of agriculture and non-agricultural livelihood support.</li> <li>• The purpose of targeting the moderately and severe food insecure is to stop further deterioration of the household food and livelihood security situation, and to improve their food security status in a more sustainable way.</li> </ul>		



# THANK YOU



UKRAINE  
FOOD SECURITY & LIVELIHOODS CLUSTER  
*Strengthening Humanitarian Response*

## CONTACT

- [info.ukraine@fscluster.org](mailto:info.ukraine@fscluster.org)

Photo: ©FAO/Viktorii Mykhalchuk

