

Beneficiary reach

- Between October and December 2017, an average of about 6.7 million beneficiaries per month received general food assistance (GFA) against the targeted 7 million. This represents 97% of the planned target. There is a significant increase of 2.5 million beneficiaries reached in Q4 compared to Q1 2017. In addition, the ration size increased from 37 percent of the required Kcal in Q1 to 100 percent in Q4 2017.
- In Q4, a total of 232,337 MT were distributed to the beneficiaries, receiving GFA; 255 percent more compared to quarter one (Q1), when a total of 65,424 MT of food were distributed.

Process monitoring

- In Q4, monitoring activities, including (field visits and remote calls), covered 263 districts out of the total 277 assisted districts. This represents a monitoring coverage of 96 percent of the assisted districts.
- In Q4, a total of 512 field visits were conducted in 183 districts, 120 visits by WFP monitors and 392 visits by WFP-contracted Third-Party Monitors (TPM) in Yemen. In addition, 4,362 phone interviews were conducted with beneficiaries in 283 districts by WFP-contracted call centre in Amman.
- In December, WFP started the process of contracting an additional TPM company in Yemen to be able to increase the monitoring coverage and complement the current TPM work and triangulate data from different sources and to mitigate against reliance on a single partner within the country.

Outcome monitoring

- Since January 2017, beneficiaries' food consumption levels have shown a steady increase over time. The percentage of households with acceptable food consumption increased from 48% in Q1 to 54% in Q4. Moreover, a two-point reduction in poor food consumption was recorded between Q1 and Q4, 2017. This improvement of the food security situation could be attributed to the regular provision of monthly GFA assistance to the severely food insecure population since the start of the operation and the scale up of GFA beneficiary outreach, particularly, during the second half of 2017.

Figure 1: Planned versus actual number of beneficiaries assisted through general food assistance programme (January to December 2017)

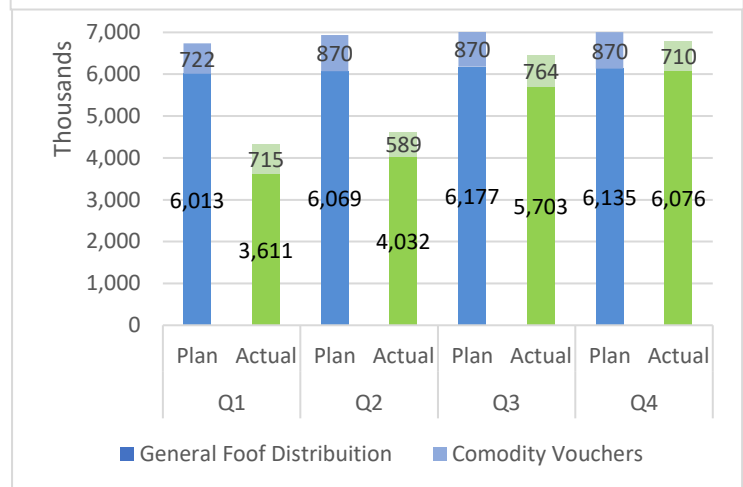


Figure 2: Monitoring coverage map October to December 2017

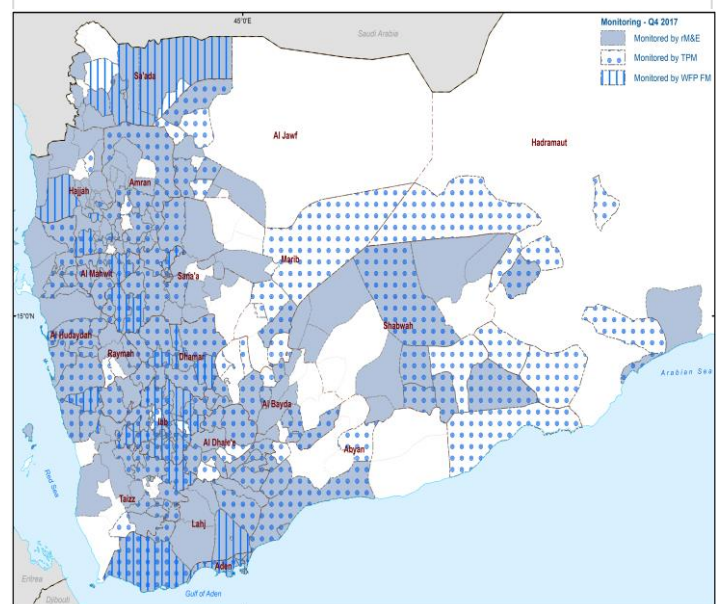
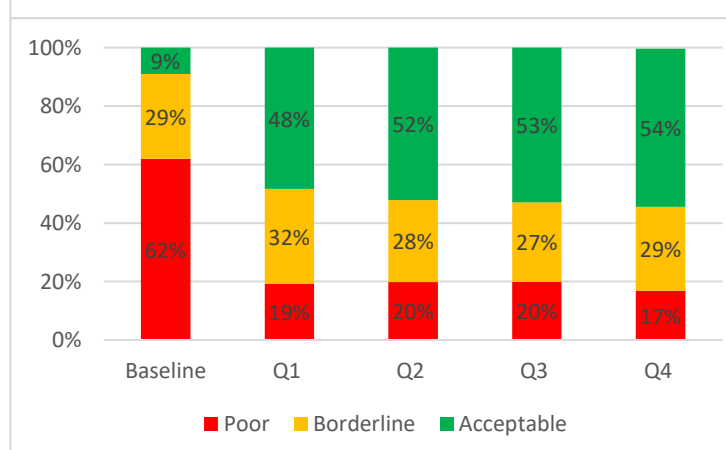
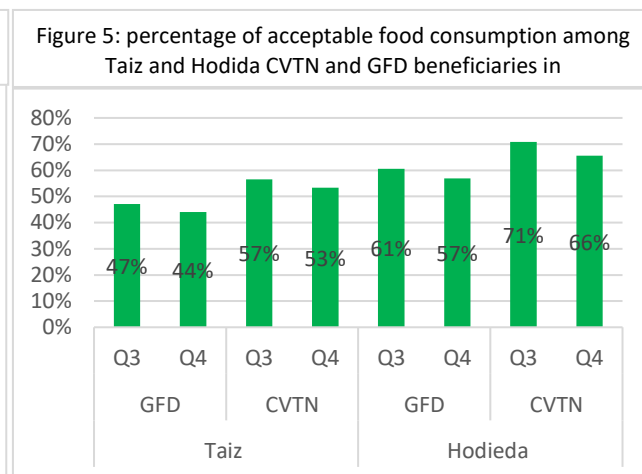
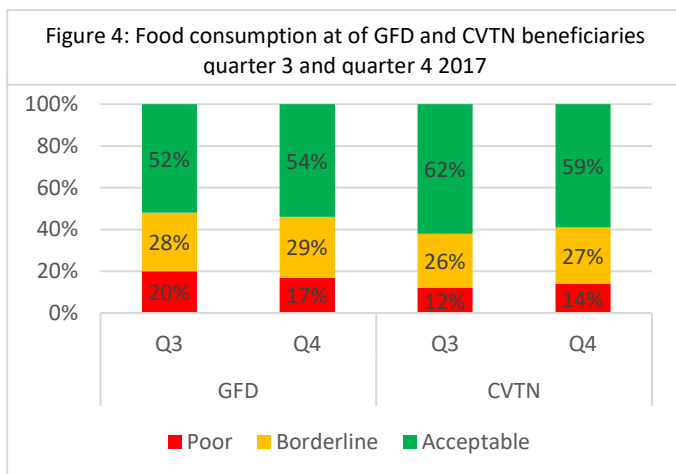


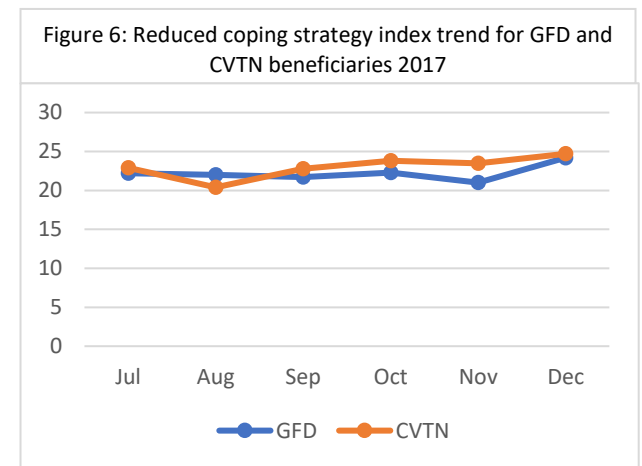
Figure 3: Food consumption at pre-assistance in 2015 and post-distribution of beneficiaries Q1 to Q4 2017



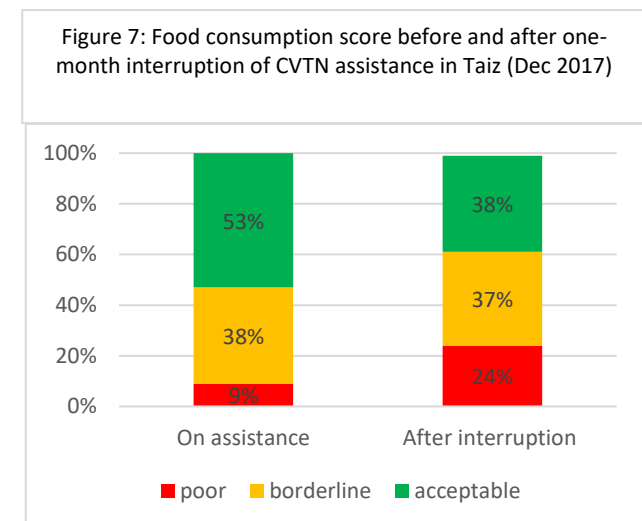
- Q3 and Q4 data showed that beneficiaries receiving food assistance had a slight increase in the percentage of acceptable food consumption level by two points. At the same time, voucher beneficiaries had a slight decrease in acceptable consumption by three points. This decrease could be explained by the general deterioration of the security situation and the active fighting which started in December in three of the four governorates receiving WFP voucher programme (Sana'a, Taiz and Hudaydah). Figure 5 shows the drop of the acceptable food consumption of the GFD and CVTN beneficiaries living in Hudaydah and Taiz¹ between Q3 and Q4. The drop was (3 to 4) points in Taiz and (4 to 5) points in Hodaydah.



- Similarly, the consumption-based coping strategy index CSI slightly increased in December, compared to previous months. For beneficiaries receiving commodity vouchers, CSI went up from 22 in Q3 to reach 25 in December. Beneficiaries receiving GFD started also to use more coping strategies in Q4 compared to the previous quarter. This is mainly attributed to the deterioration of the general security and economic situation since the blockade and the escalation of the military operation. Beneficiaries tend to adopt coping strategies to compensate for the food shortage and to keep their consumption at appropriate levels



- Continued monthly GFA assistance is critical to stabilize food security levels. A temporary halt in GFA can revert gains made and lead to a drastic decline.** During the month of December, WFP was not able to implement CVTN in Taiz governorate through its partner due to political interference in beneficiary lists. Monitoring data, collected before and after the temporary stop of assistance, showed that the food consumption score dramatically dropped among the beneficiaries. In the absence of WFP assistance, the percentage of households with acceptable food consumption reduced by 15 points and poor food consumption levels increased from 9 percent to 24 percent over the same period.



¹ Taiz Q4 data for CVTN represents only October and November beneficiaries as CVTN distribution was interrupted in December