

Cox's Bazar, Bangladesh | Joint Response Plan (JRP- 2023) Dashboard

Half Yearly Achievement (January to June, 2023)

Rohingya and Bangladeshi host communities remain vulnerable, with overall vulnerability of both populations remain high in 2023 (WFP REVA 6). Food Security Sector (FSS) partners are targeting all Rohingya refugees living inside the 33 camps and 376,530 host community individuals who are most vulnerable in Ukhiya and Teknaf Upazila to improve communities' food security and resilience.

19 E-voucher outlets and 18 Fresh Food Corner were operational across the Ukhiya and Teknaf Upazilas located in 33 Rohingya camps. 30% of Rohingya population who are most vulnerable received fresh food voucher assistance (\$3 top up) to purchase additional food from FFCs.

JOINT RESPONSE PLAN MAP



PEOPLE IN NEED / TARGETED

912, 313 Rohingya individuals*
376, 530 host community individuals



FUNDING STATUS

Total requirement: US\$ **234.8 m**



SECTOR OBJECTIVE

SO1 Ensure and sustain the timely provision of life-saving nutrition-sensitive food assistance including school feeding for Rohingya refugee /communities /FDMNs.

Target: **912, 313** individuals*



- Reached during the reporting month
- Gap (target minus reached)

SO2 Support food security resiliency of Rohingya refugee /communities /FDMN through climate-sensitive food production in a stressed environment with early warning and early actions

Target: **912, 313** individuals*



- Reached during the reporting month
- Gap (target minus reached)

SO3 Strengthen household food security and nutrition of the host and local communities through climate-smart agricultural production, agro-processing, market linkages, resilient income opportunities, school feeding and disaster response preparedness with early actions.

Target: **376, 530** individuals



- Reached during the reporting month
- Gap (target minus reached)

SO4 Improve the socio-economic status of the host and local communities by enhancing the capacity to manage natural resources and disaster risks sustainably, while addressing climate change impacts.

Target: **376, 530** individuals



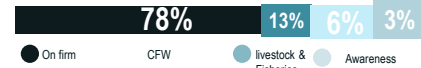
- Reached during the reporting month
- Gap (target minus reached)

RESPONSE

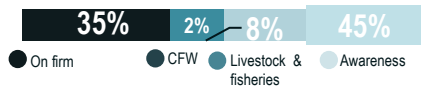
SO1 Reached: 912, 313 individuals



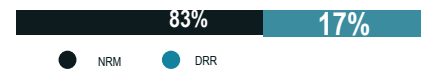
SO2 Reached: 320,683 individuals



SO3 Reached: 128, 997 individuals

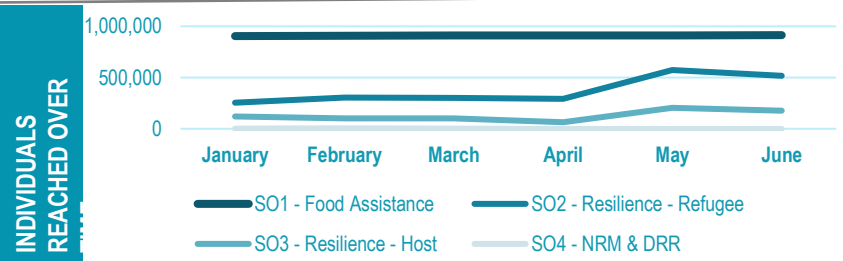
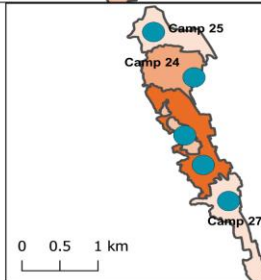


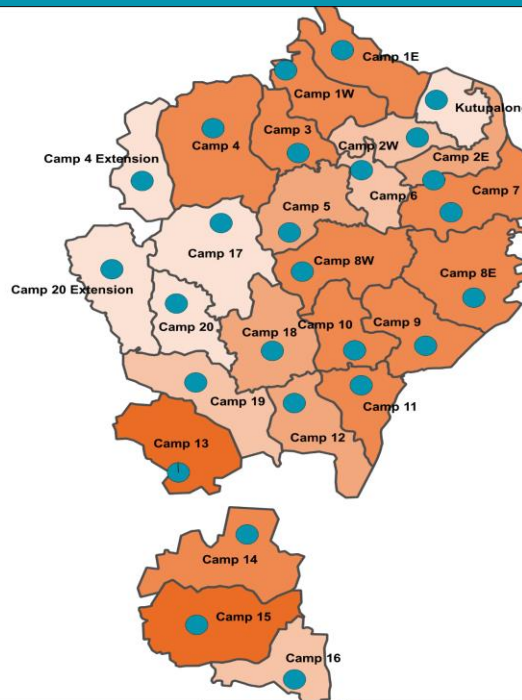
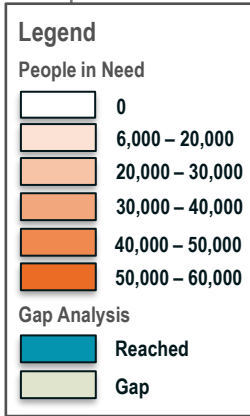
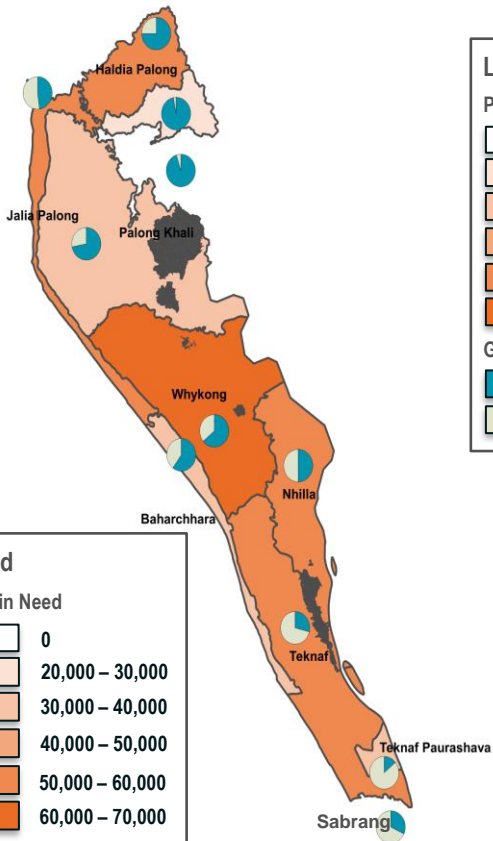


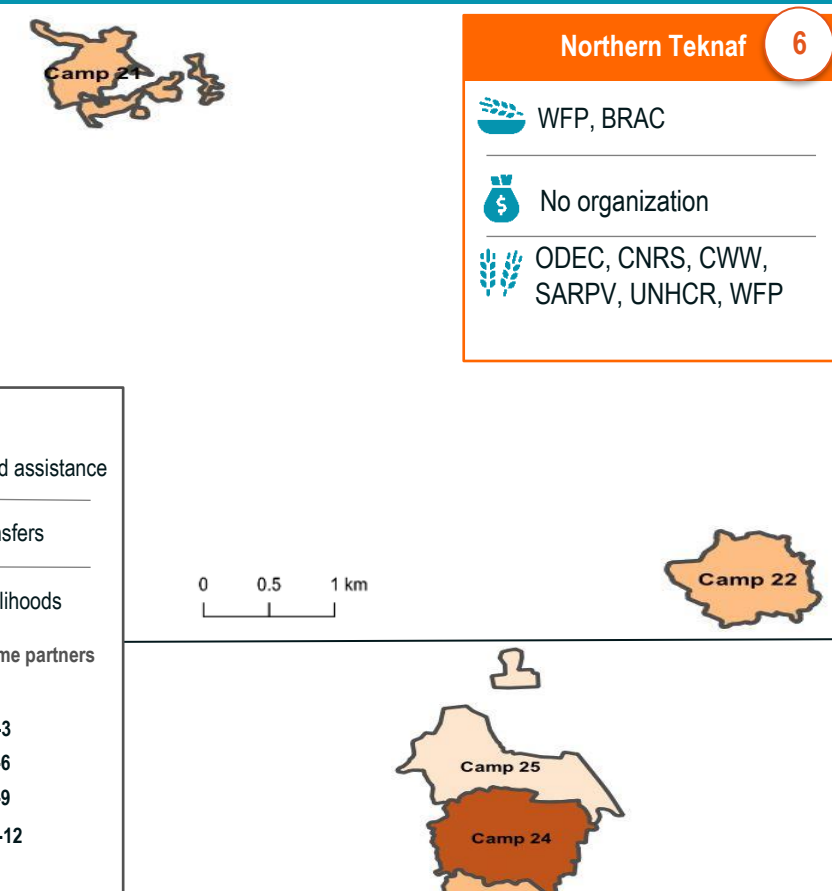
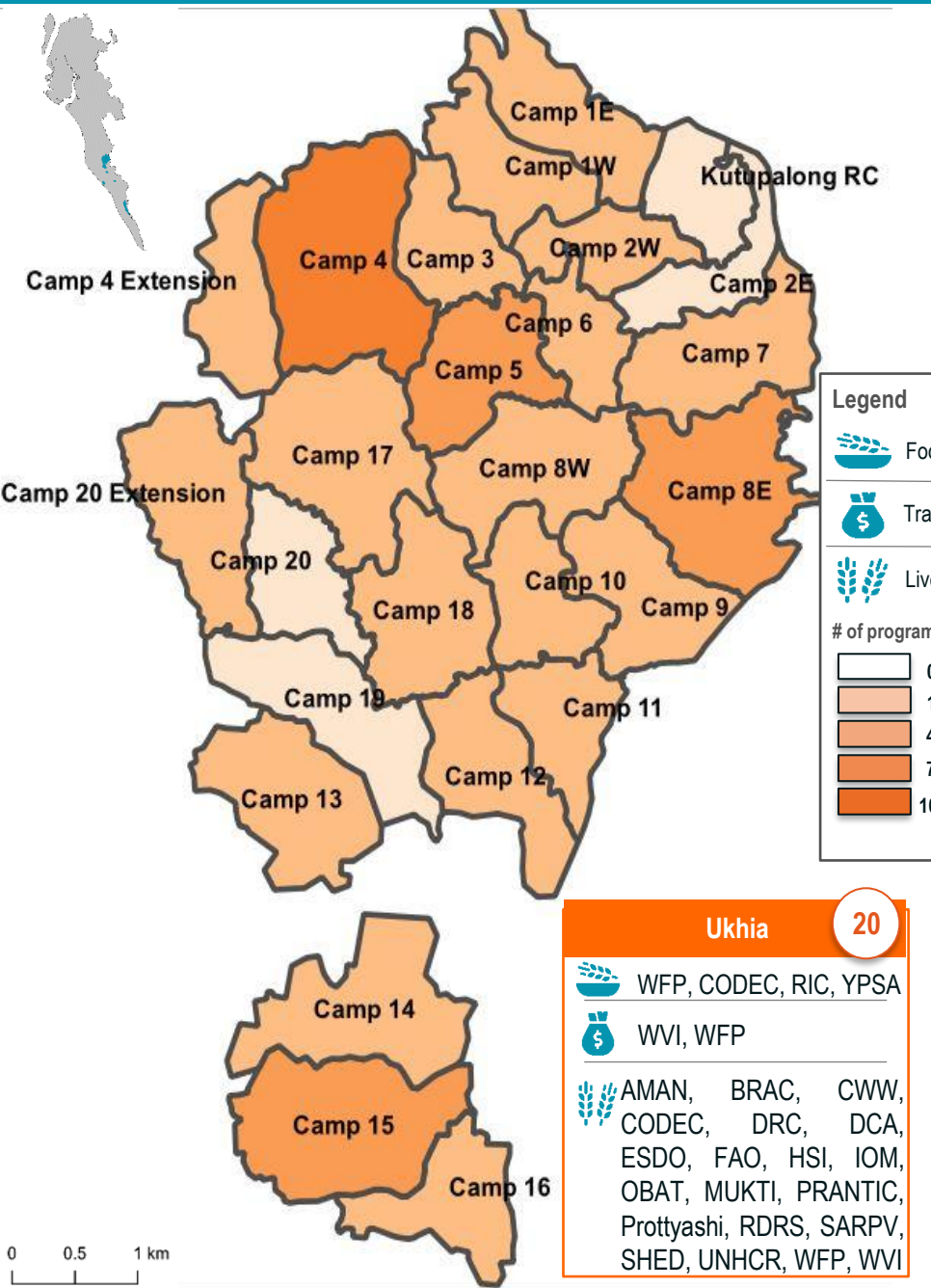
SO4 Reached: 11, 590 individuals



PARTNERS OPERATIONAL

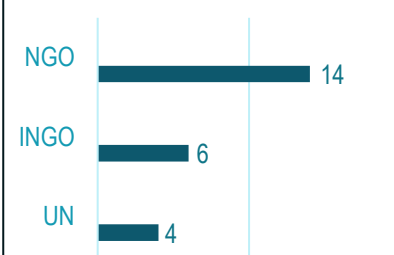
40 partners





This map reflects the number of programme partners who reported activities to the Food Security Sector through 5Ws tool during this reporting period. Partners are grouped by partners who reported food assistance, transfers, and self-reliance support.

Partners by type of organization

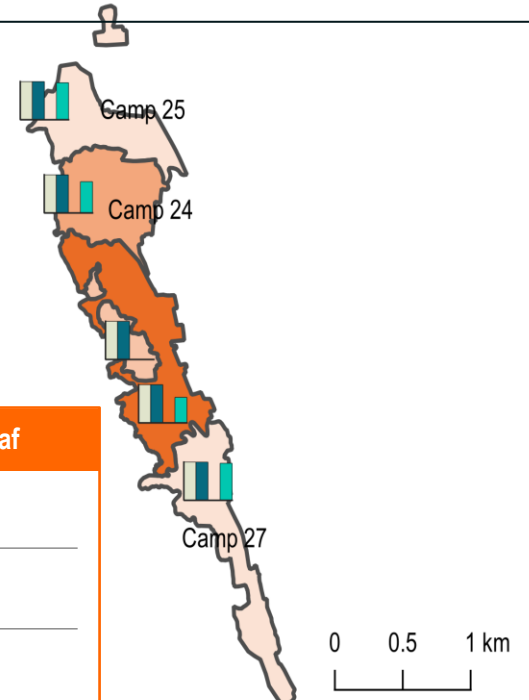



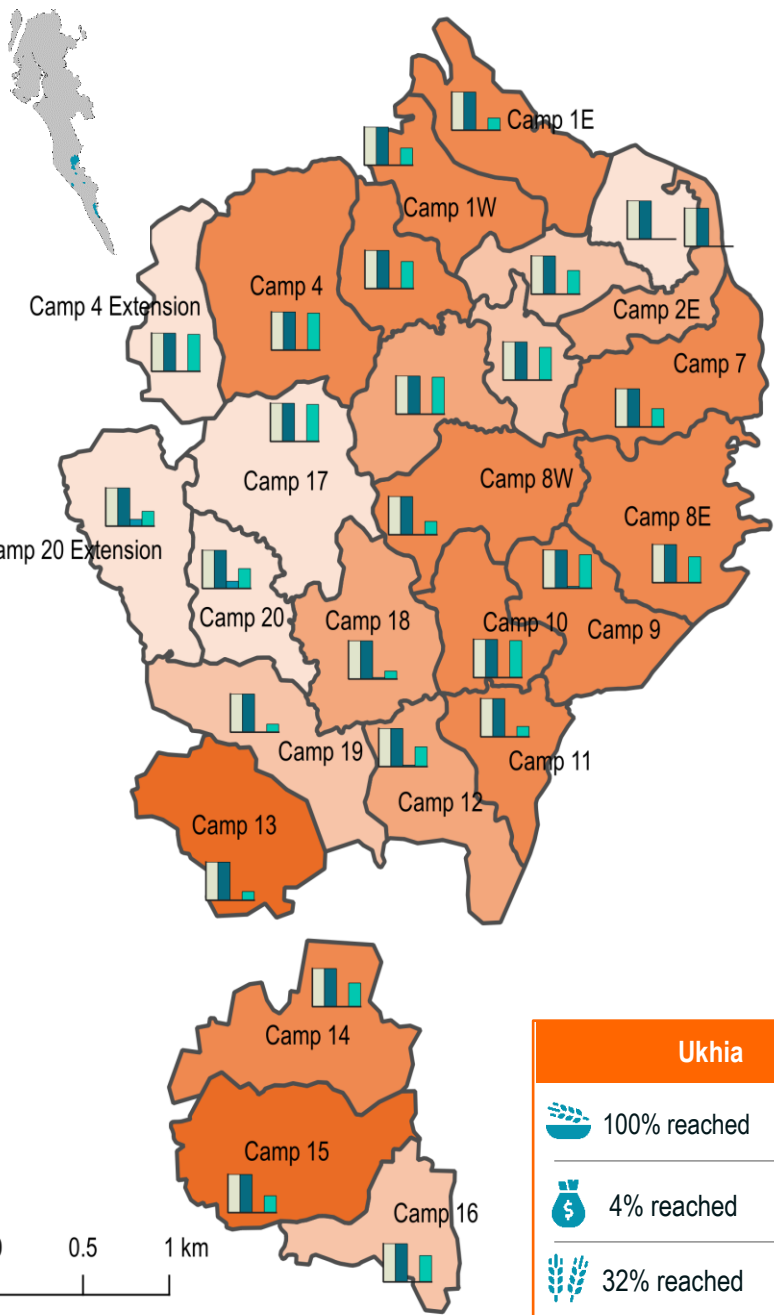


Total number of partners 24

AMAN, BRAC, CWW, CNRS, CODEC, DRC, DCA, ESDO, FAO, HSI, IOM, Mukti, OBAT, PRANTIC, RIC, Protyyashi, RDRS, SHED, SARPV, Uttaran, UNHCR, WVI, WFP, YPSA

Total number of donors 15

Al Imdaad Foundation, HHRD –USA, PRM, USG/BPRM, CANADA, DANIDA, ILO, GAC, New Zealand MFAT, OBAT, pooled Funding, LWF, USDA, World Bank, WV Hong Kong



PEOPLE IN NEED / TARGETED
186,613 households
912,313 individuals

Source: UNHCR population database and WFP GFA achievement figure.

HOUSEHOLDS REACHED
186,613 households

INDIVIDUALS REACHED
912,313 individuals

49% 51%

186,613 households reached

6,340 households reached

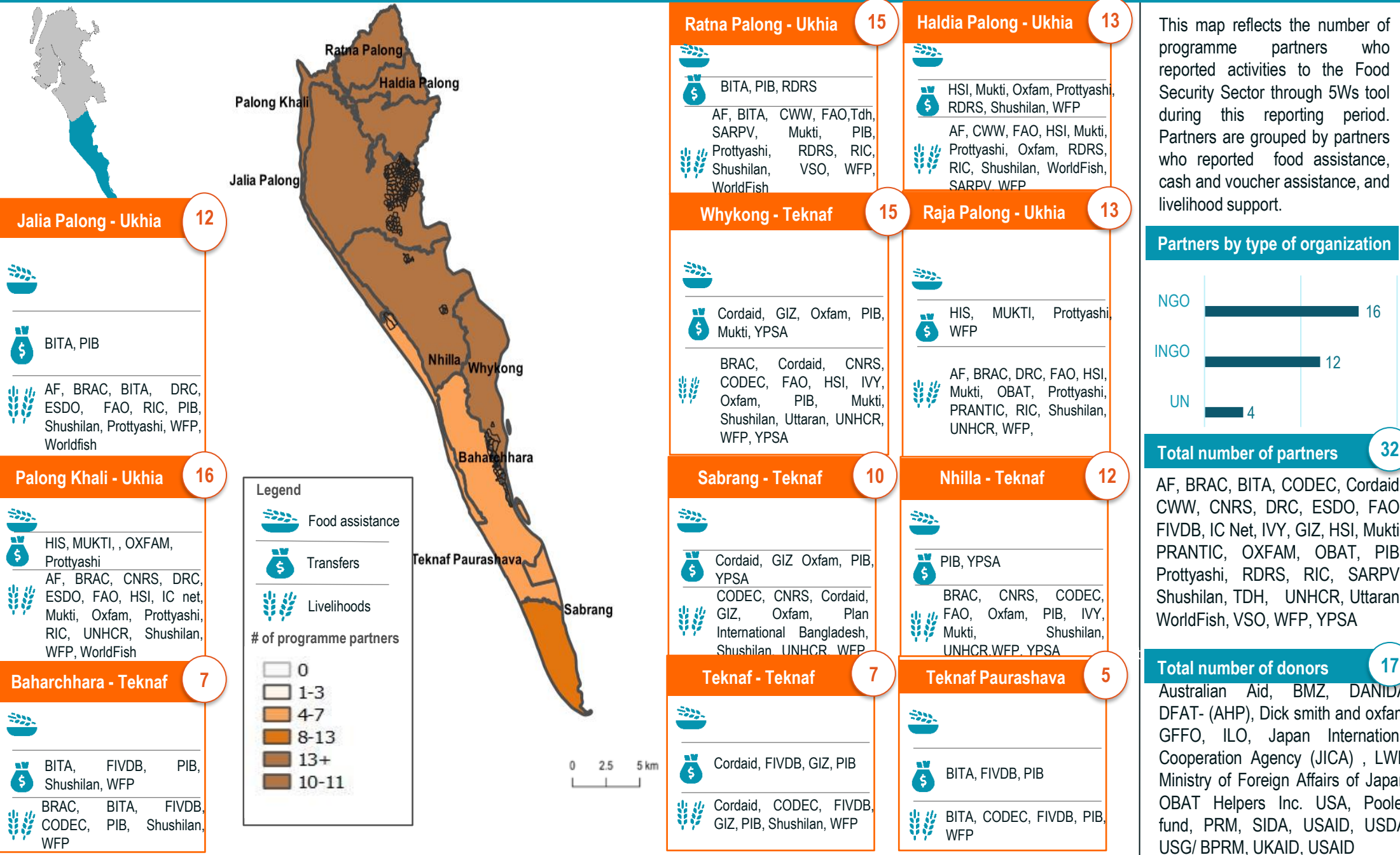
25,268 households reached

The map shows the number of People in Need (PIN) of assistance in all 33 Rohingya refugee camps. The histograms represent level of achievements against the PIN by assistance type compared to targets set out in Food Security Sector's Sector Objective 1 and 2 of the Joint Response Plan 2023.

In line with [JRP2023](#), FSS is targeting all refugee individuals with monthly blanket food assistance to meet their essential needs and support refugee by providing resilience activity support.

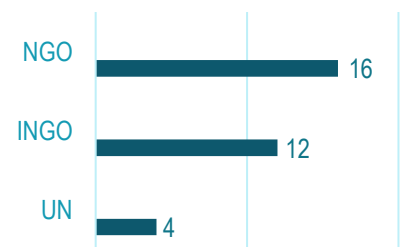
Cox's Bazar, Bangladesh | Host Community Partner Presence (Ukhia and Teknaf Upazila)

January to June, 2023



This map reflects the number of programme partners who reported activities to the Food Security Sector through 5Ws tool during this reporting period. Partners are grouped by partners who reported food assistance, cash and voucher assistance, and livelihood support.

Partners by type of organization

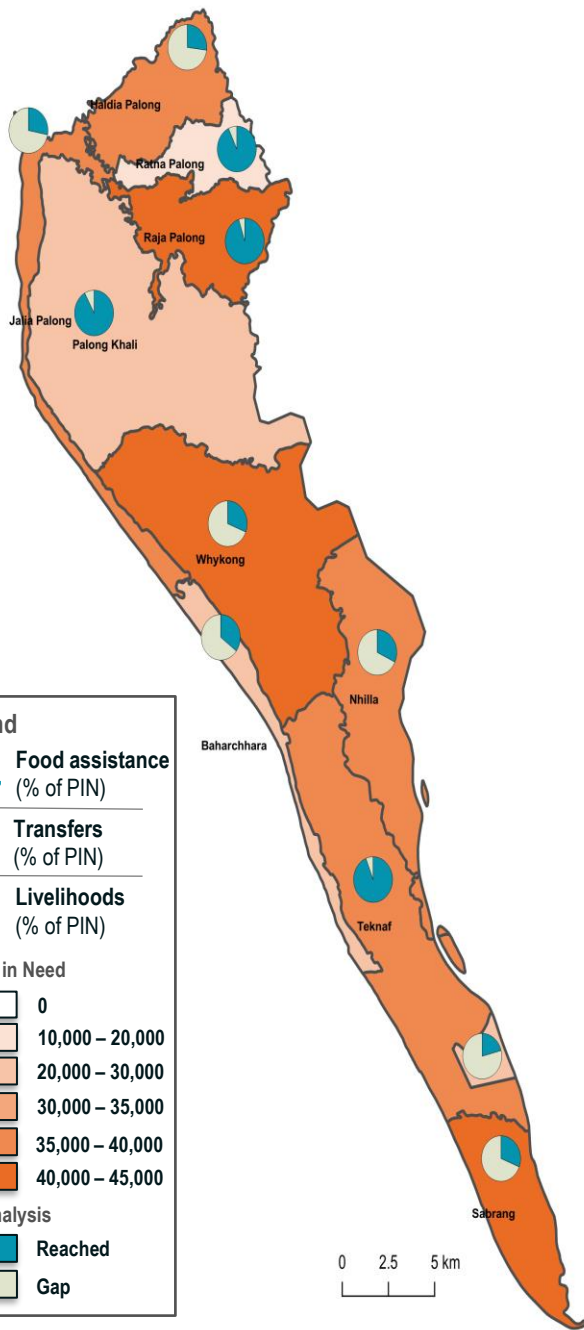


Total number of partners 32

AF, BRAC, BITA, CODEC, Cordaid, CWW, CNRS, DRC, ESDO, FAO, FIVDB, IC Net, IVY, GIZ, HSI, Mukti, PRANTIC, OXFAM, OBAT, PIB, Protyashi, RDRS, RIC, SARPV, Shushilan, TDH, UNHCR, Uttaran, WorldFish, VSO, WFP, YPSA

Total number of donors 17

Australian Aid, BMZ, DANIDA, DFAT- (AHP), Dick smith and oxfam, GFFO, ILO, Japan International Cooperation Agency (JICA) , LWF, Ministry of Foreign Affairs of Japan, OBAT Helpers Inc. USA, Pooled fund, PRM, SIDA, USAID, USDA, USG/ BPRM, UKAID, USAID



Legend

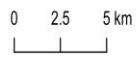
- Food assistance (% of PIN)
- Transfers (% of PIN)
- Livelihoods (% of PIN)

People in Need

- 0
- 10,000 – 20,000
- 20,000 – 30,000
- 30,000 – 35,000
- 35,000 – 40,000
- 40,000 – 45,000

Gap Analysis

- Reached
- Gap



Jalia Palong - Ukhia

- 0% reached
- 45% reached
- 63% reached

Palong Khali - Ukhia

- 0% reached
- 61% reached
- 23% reached

Baharchhara - Teknaf

- 0% reached
- 48% reached
- 52% reached

Ratna Palong - Ukhia

- 0% reached
- 45% reached
- 91% reached

Whykong - Teknaf

- 0% reached
- 19% reached
- 52% reached

Sabrang - Teknaf

- 2% reached
- 20% reached
- 42% reached

Teknaf - Teknaf

- 0% reached
- 30% reached
- 7% reached

Haldia Palong - Ukhia

- 0% reached
- 19% reached
- 92% reached

Raja Palong - Ukhia

- 0% reached
- 43% reached
- 93% reached

Nhilla - Teknaf

- 7% reached
- 26% reached
- 46% reached

Teknaf Paurashava

- 0% reached
- 3% reached
- 72% reached

PEOPLE IN NEED / TARGETED
67,656 households
378,715 individuals

HOUSEHOLDS REACHED
47,404 households*

INDIVIDUALS REACHED
128,997 individuals*

*sum of reported unique households reached per partner organization



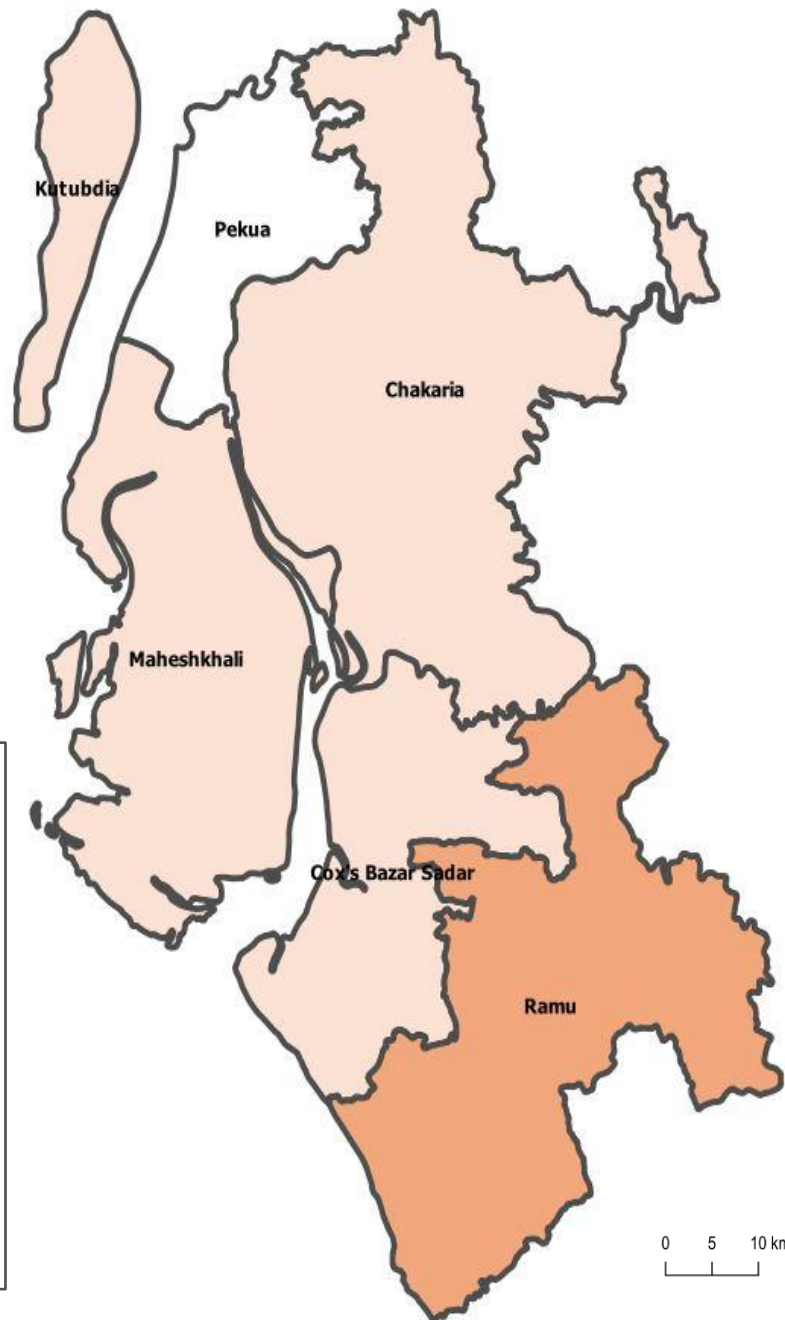
243 households reached

27,827 households reached

31,668 households reached

The map shows the number of people in need of assistance in Ukhia and Teknaf Upazilas of Cox's Bazar District by union. The pie charts represent level of monthly achievements by 18 reporting partners compared to targets set out in Food Security Sector's Sector Objective 3 of the Joint Response Plan 2022.

In line with **JRP2022**, FSS is targeting 378,715 individuals who are most vulnerable and most at risk of food insecurity with on-farm and off-farm livelihood support and cash and voucher assistance to build their resilience.



Kutubdia 2

- No partner
- No partner
- FAO, RIC, WFP

Maheshkhali 1

- RDRS
- RDRS
- RDRS

Cox's Bazar Sadar 4

- No partner
- No partner
- FAO, Mukti, Oxfam, RDRS

Legend

- Food assistance
- Transfers
- Livelihoods

of programme partners

	0
	1 - 3
	4 - 7
	8 - 13
	13+

Pekua 0

- No partner
- No partner
- No partner

Chakaria 2

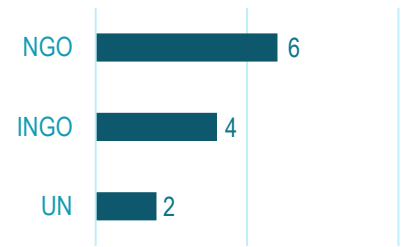
- No partner
- No partner
- Prottiyashi, Worldfish

Ramu 9

- AMAN
- CAID, DSK, RDRS
- CAID, DSK, FAO, Mukti, Shushilan, Prottiyashi, VSO, RDRS, WF

This map reflects the number of programme partners who reported activities to the Food Security Sector through 5Ws tool during this reporting period. Partners are grouped by partners who reported food assistance, cash and voucher assistance, and livelihood support.

Partners by type of organization

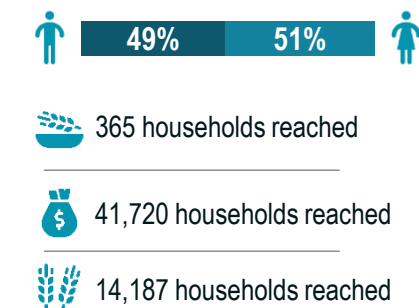
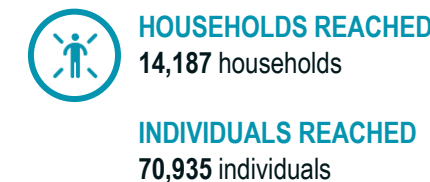
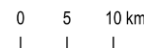




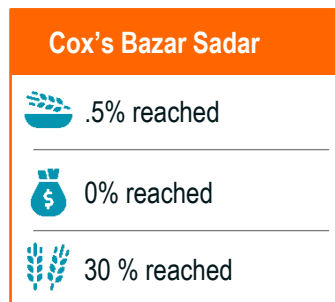
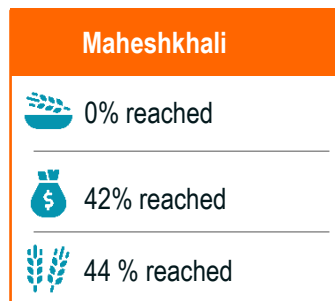
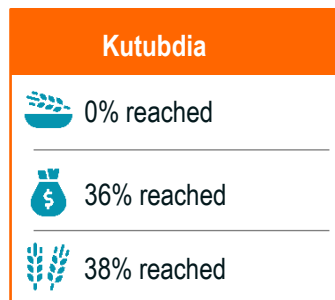
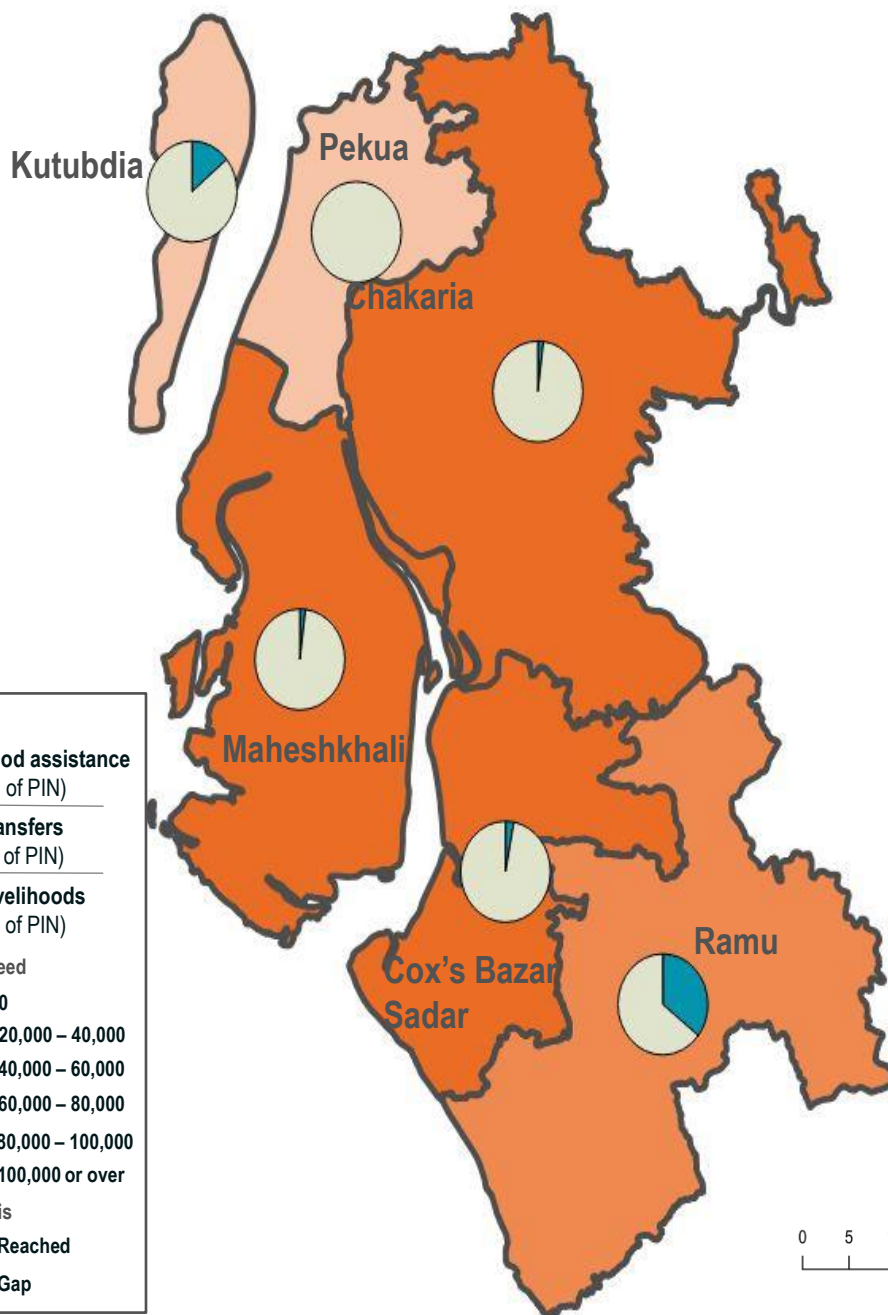


Total number of partners 12

CAID, DSK, FAO, Mukti, Oxfam, Prottiyashi, RDRS, VSO, Shushilan, RIC, Worldfish, WFP

Total number of donors 9

Australian Aid, ILO, LWF, Muslim Hand, Pooled fund, SIDA, UKAID, USAID, USDA



The map shows the number of people in need of assistance in northern Upazilas of Cox's Bazar District which is outside of areas targeted by the Joint Response Plan 2023. The pie charts represent level of monthly achievements by 23 reporting partners compared to the People in Need.

According to the poverty levels in each Upazila outlined in the District Development Plan and taking COVID-19 impacts into consideration, FSS identified 629,297 individuals as people who are at risk of food insecurity.