



In May 2020, the Food Security Sector assisted **2,331,565** unique individuals, of whom **61% (1,432,955)** received assistance through Cash Voucher Assistance (CVA). Thirty-three organizations, including national and international NGOs and UN agencies, applied various transfer delivery mechanisms, such as cash in hand, mobile money transfers, paper vouchers and electronic vouchers. Of those assisted with CVA, **68% (978,060)** were under SO1 (Food Assistance) while **32% (454,895)** under SO2 (Agriculture and Livelihoods). Borno state hosts the highest caseload, approximately 72% of the CVA beneficiaries, compared to 25% and 3% in Yobe and Adamawa states, respectively.

KEY FACTS & FIGURES ON CASH & VOUCHER ASSISTANCE – as of May 2020



1,432,955

Total number of people assisted through
Cash/Voucher as of May 2020



978,060

Food Assistance

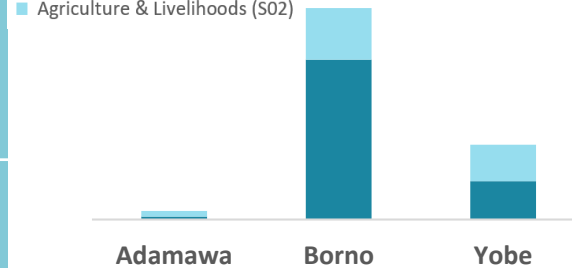


454,895

Agriculture & Livelihood

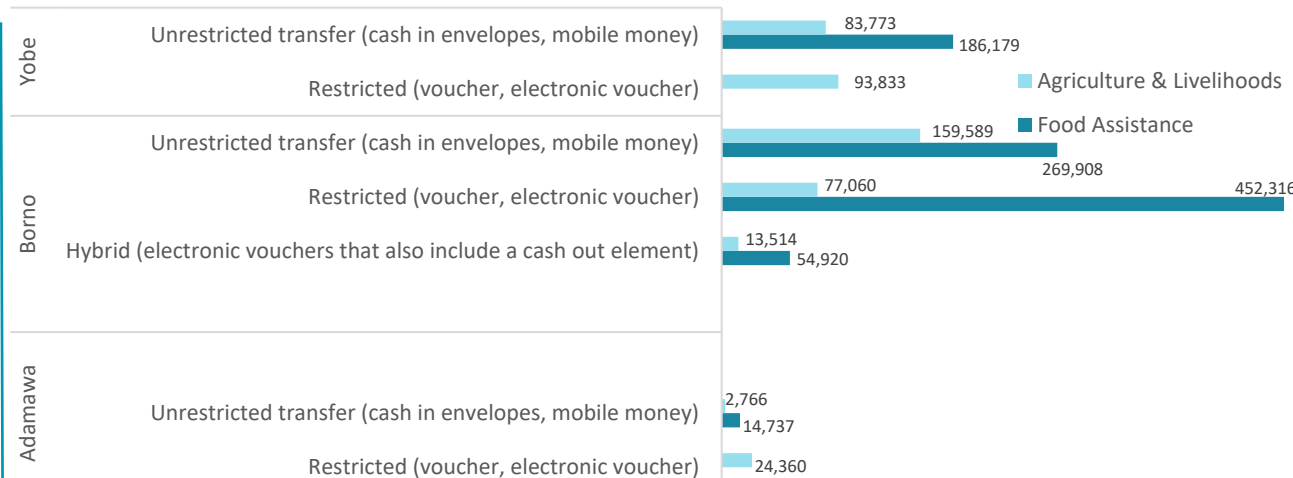
Cash & Voucher Assistance at State Level

■ Food Assistance (SO1)
■ Agriculture & Livelihoods (SO2)

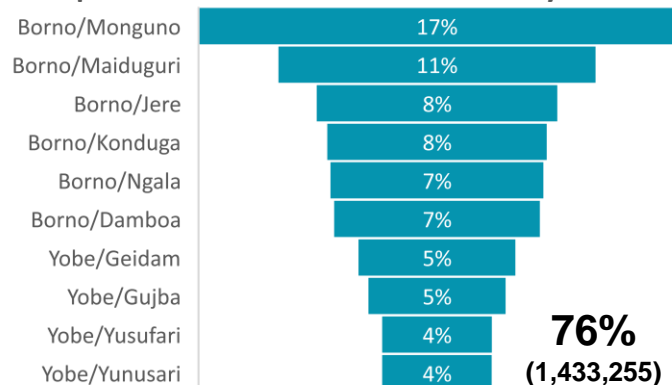


	Adamawa	Borno	Yobe
SO1	14,737	777,144	186,179
SO2	27,126	250,163	177,606

Cash & Voucher Assistance Modalities Used at State Level



Top 10 of the 31 LGAs with CVA in May 2020



76%
(1,433,255)

MODALITY

RESTRICTION/People Assisted

Restricted	1,047,225 (73%)
Unrestricted	280,132 (20%)
Hybrid	105,598 (7%)

CONDITIONALITY/People Assisted

Conditional	385,036 (27%)
Unconditional	1,047,919 (73%)

PEOPLE ASSISTED

MAY 2020 CVA INTERVENTION PARTNER PRESENCE MAP



YOBE

363,785

individuals assisted
with Cash/Voucher



Partners

33

(International, National &
UN agencies)

ADAMAWA

5 Partners



DRC



CCDRN*, GTZ, PI, WFP

BORNO

26 Partners



ACTED*, AAH, CRS, CAID,
CRUDAN, DRC*, EYN, IMC*,
INTERCOS*, JDPC, MC, NEYIF,
PUI, SCI, TEARFUND, WFP, ZOA



ActionAid, AAH, CAID, CRUDAN,
DHCBI*, GTZ, HLI, INTERCOS*,
NRC, PI, SCI, TEARFUND,
STREETCHILD, WFP, Other

YOBE

9 Partners



AAH, CARE*, CCDRN*, COOPI*,
DRC, WFP



CARE*, CCDRN*, CISLAC,
COOPI*, IA, SCI, TIWOD, WFP

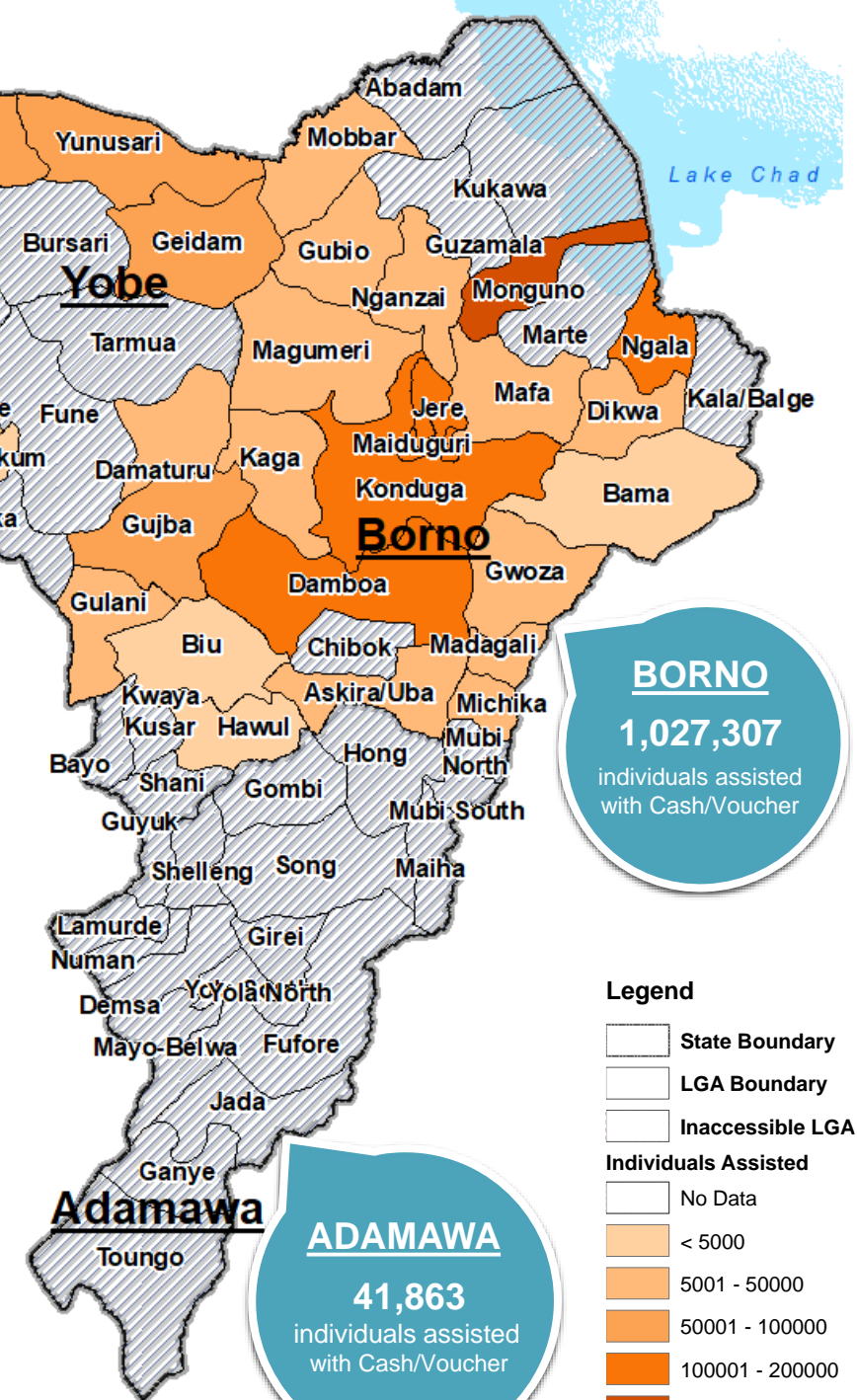
Organization*: Partners who also implement activities
with WFP and/or FAO



Food Assistance



Agriculture & Livelihoods



BORNO

1,027,307

individuals assisted
with Cash/Voucher

ADAMAWA

41,863

individuals assisted
with Cash/Voucher

Legend

State Boundary
LGA Boundary
Inaccessible LGA
Individuals Assisted
No Data
< 5000
5001 - 50000
50001 - 100000
100001 - 200000
> 300000
Lake Chad

Sector's online dashboard:

<http://fscluster.org/nigeria>

<https://public.tableau.com/profile/ng.food.securi.vity.sector#1/vizhome/shared/S4CCXRC39>

Production date: 30 June 2020

Data sources: FSS 5Ws data for May 2020/FSS Partners

Contact: info.nigeria@fscluster.org | Nigeria Food Security Sector

Disclaimer: This dashboard captures information available at the moment of production based on partners' reporting. The boundaries and names shown and the designations used on this map do not imply official endorsement or acceptance by the UN.