

DTM

ANALYSIS ON CAMP CLOSURE IN MAIDUGURI

January 1, 2021 – January 27, 2022

Camps Closure in Maiduguri

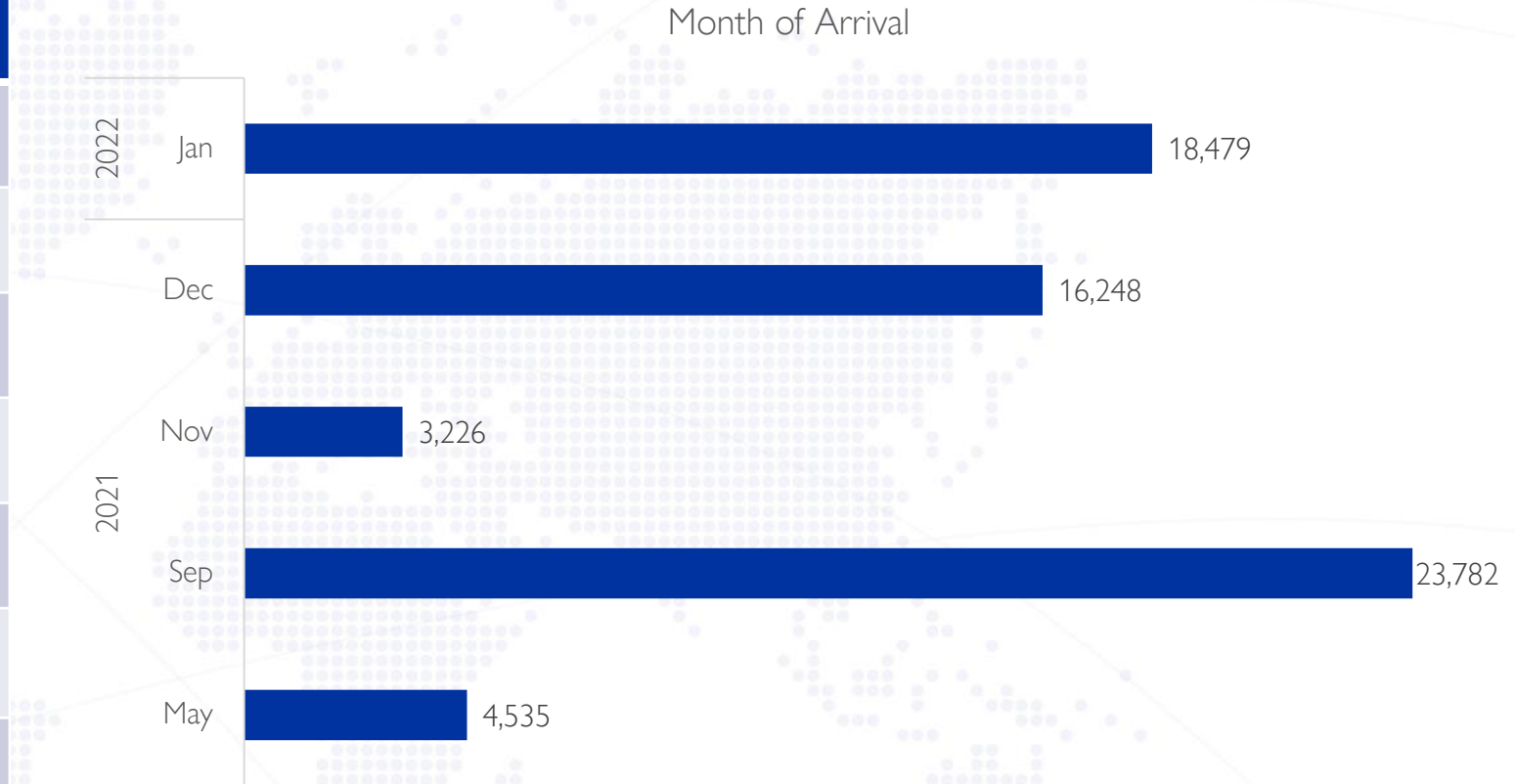
Jan 1, 2021 – Jan 27, 2022

- Since the start of the year up to this moment, a couple of camps setup in government purpose-built buildings in Maiduguri has constantly experienced significant movement of IDPs out of the camps.
- Based on the state government relocation strategies, all **174** camps in Maiduguri will be closed on or before the 31st of December 2021.
- With all IDPs expected to be relocated to either their initial places of origin or already built government purpose buildings.
- Teacher's Village IDP Camp (TVC) was officially closed by the Borno State Government on 15th January 2022

TOTAL ARRIVALS TRACKED

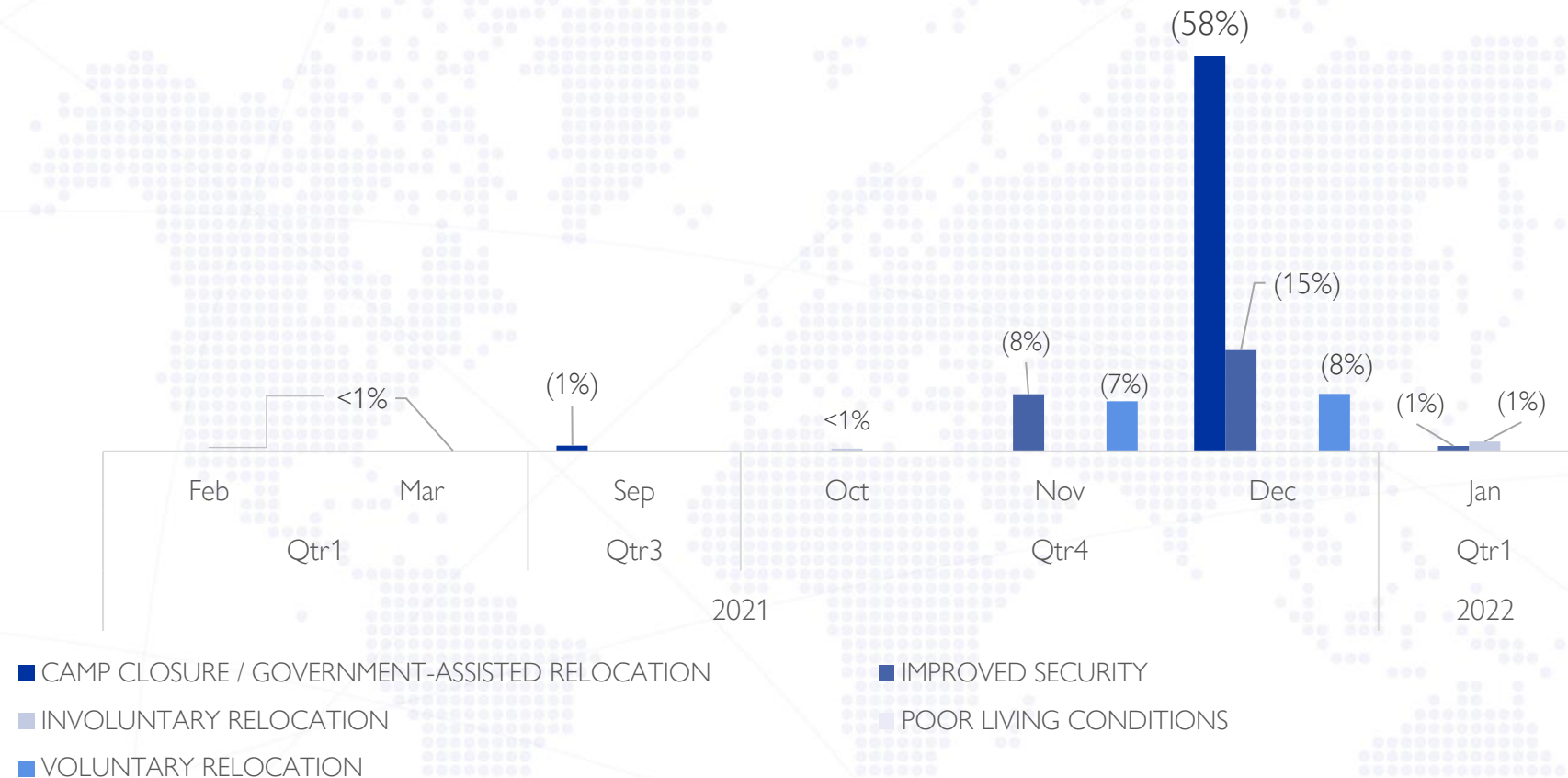
Between Jan 1, 2021 – Jan 27, 2022

Location of Departure	Households	Individuals
Bakassi	3,397	17,543
Farm Centre	4,323	23,782
Mogolis	320	1,350
NYSC	821	3,185
Stadium Camp	3,415	17,939
Teachers Village	527	2,471
Grand Total	12,803	66,270



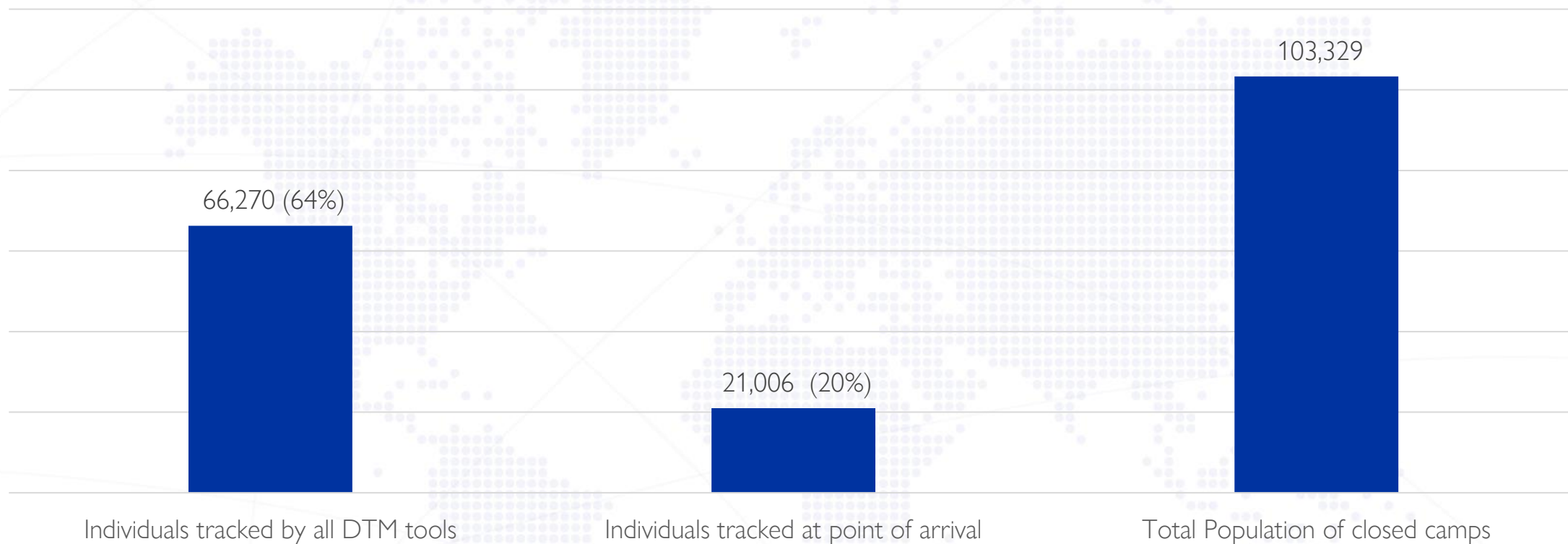
- Since the commencement of camp closure in the second quarter of 2021, DTM has recorded a total of 66,270 movement of individuals to areas of return.
- From the graph, between September 2021 and January 2022 there has been a rapid and continuous movement (return), this could be attributed to the government's effort to return the IDPs to their place of origin.

TOTAL INDIVIDUALS TRACKED FROM POINT OF ARRIVAL



- A total of **21,006** individuals were tracked at the point of arrival from closed camps by ETT team.
- Data is based on Emergency Tracking Tool Report (ETT 204 – ETT 261) between January 1 2021 and February 6 2022
- The major trigger for movements was the camp closure/government-assisted relocation.

COMPARISON: NUMBER OF INDIVIDUALS TRACKED

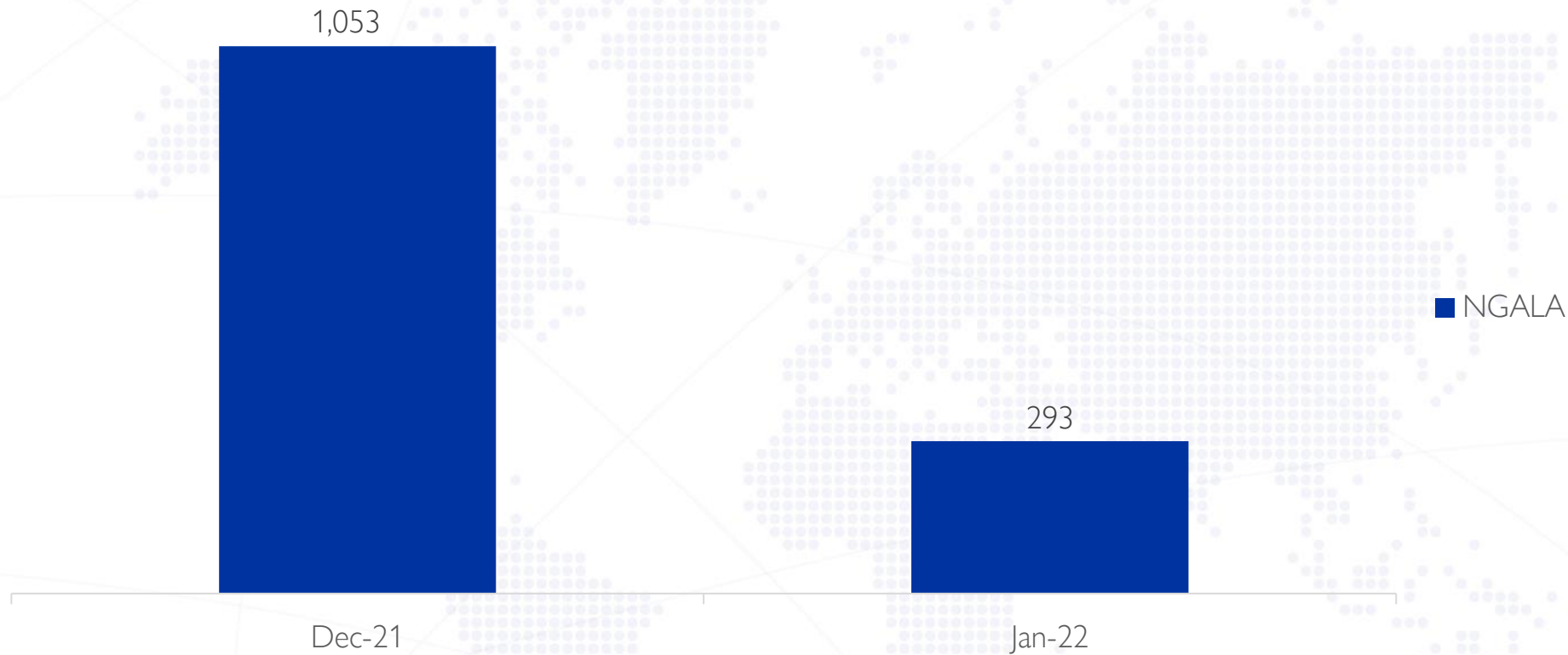


- The total population of IDPs in the seven (7) camps were **103,329** individuals.
- Only 20 per cent (**21,006 individuals**) of the IDP population at the camps that were recently closed were recorded as new arrivals at **LGA of arrivals**. Although, **66,270 individuals** (64%) of the total IDP population were tracked altogether at point of exit and arrival. This leaves us with the question of, “where the remaining 36 per cent of the population are?” Perhaps integrated with the host communities in areas where camps were closed or moved to hard-to-reach areas for humanitarian partners.

CLOSED CAMPS MOVEMENT DETAILS

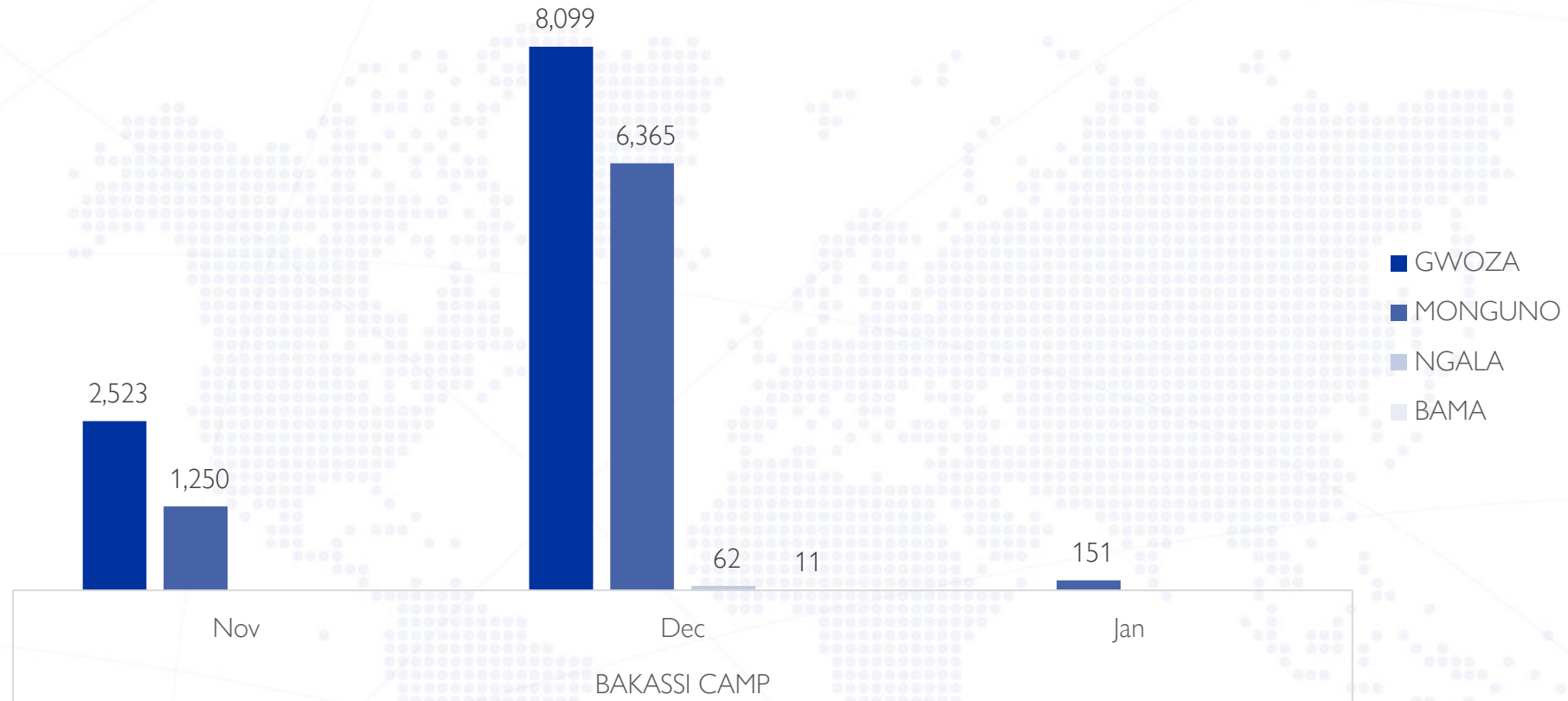
State	LGA	Site Name	Total number of Households (DTM / CCCM)	Total number of Individuals (DTM / CCCM)	Time of Closure	Remarks on Intended Places of Return
BORNO	JERE	FARM CENTRE	4,323	23,782	September 2021	Most of the IDPs integrated with the host community around Farm Center. According to data collected at the point of exit, a fraction was relocated to different camps & host communities within Jere, Mafa, Dikwa, Konduga, MMC & Marte LGAs. Meanwhile, based on data collected at LGA of Arrival tracked by DTM ETT teams about 1 per cent were in Dikwa & Ngala LGAs
BORNO	MAIDUGURI M. C.	BAKASI CAMP	7,864	33,917	November 2021	About 54 per cent left to places of origin in Gwoza, Monguno, Bama & Ngala LGAs.
BORNO	MAIDUGURI M. C.	TEACHERS VILLAGE	3,203	18,152	January 2022	So far, 7 per cent of IDPs from TVC moved to host communities and camps in Ngala LGA. The movement is still ongoing.
BORNO	MAIDUGURI M. C.	STADIUM CAMP	3,472	18,162	January 2022	The majority relocated to host communities in Kukawa, MMC, Jere, Konduga & Monguno LGAs
BORNO	MAIDUGURI M. C.	NYSC CAMP BORNO	1,222	4,740	May 2021	The majority relocated to Auno Town of Auno Chabbol in Konduga LGA
BORNO	MAIDUGURI M. C.	MOGCOLIS CAMP	838	3,556	May 2021	The majority relocated to Damasak in Mobbar LGA
BORNO	MAIDUGURI M. C.	FILIN BALL CAMP	189	930	December 2021	The majority were integrated into Kusheri & Molai host Communities in MMC & Jere LGA
			21,111	103,239		

Arrivals from Teachers Village Camp



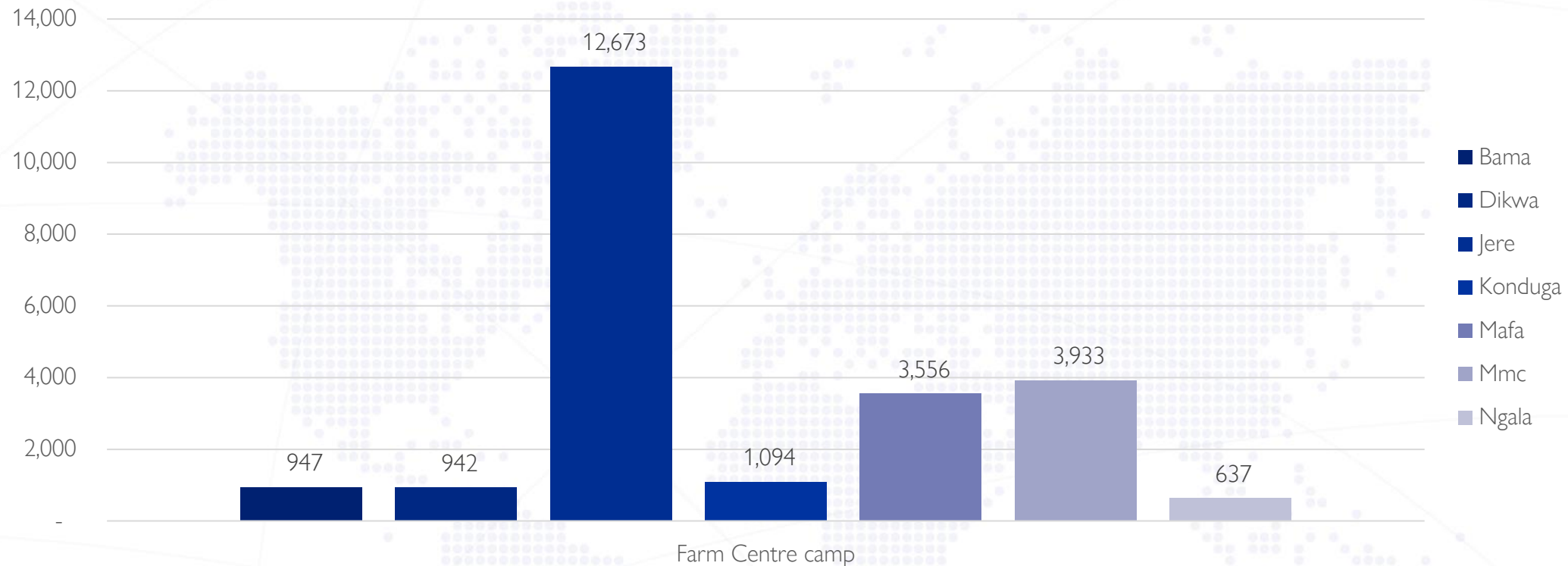
- The graph shows the return movement of IDPs from Teachers Village Camp.
- Over 1,300 IDPs have since moved from Teachers Village to host communities and camps in Ngala LGA.
- As a result of the Teachers Village Camp closure, the IDPs movements were tracked to Ngala LGA.
- The total population of IDPs in Teachers Village Camp is **3,203** households or **18,152** Individuals as at time of closure. Only about 7 per cent (1,346 individuals) of IDPs from Teachers Village Camp have been tracked in Ngala LGA.

Arrivals from Bakassi Camp



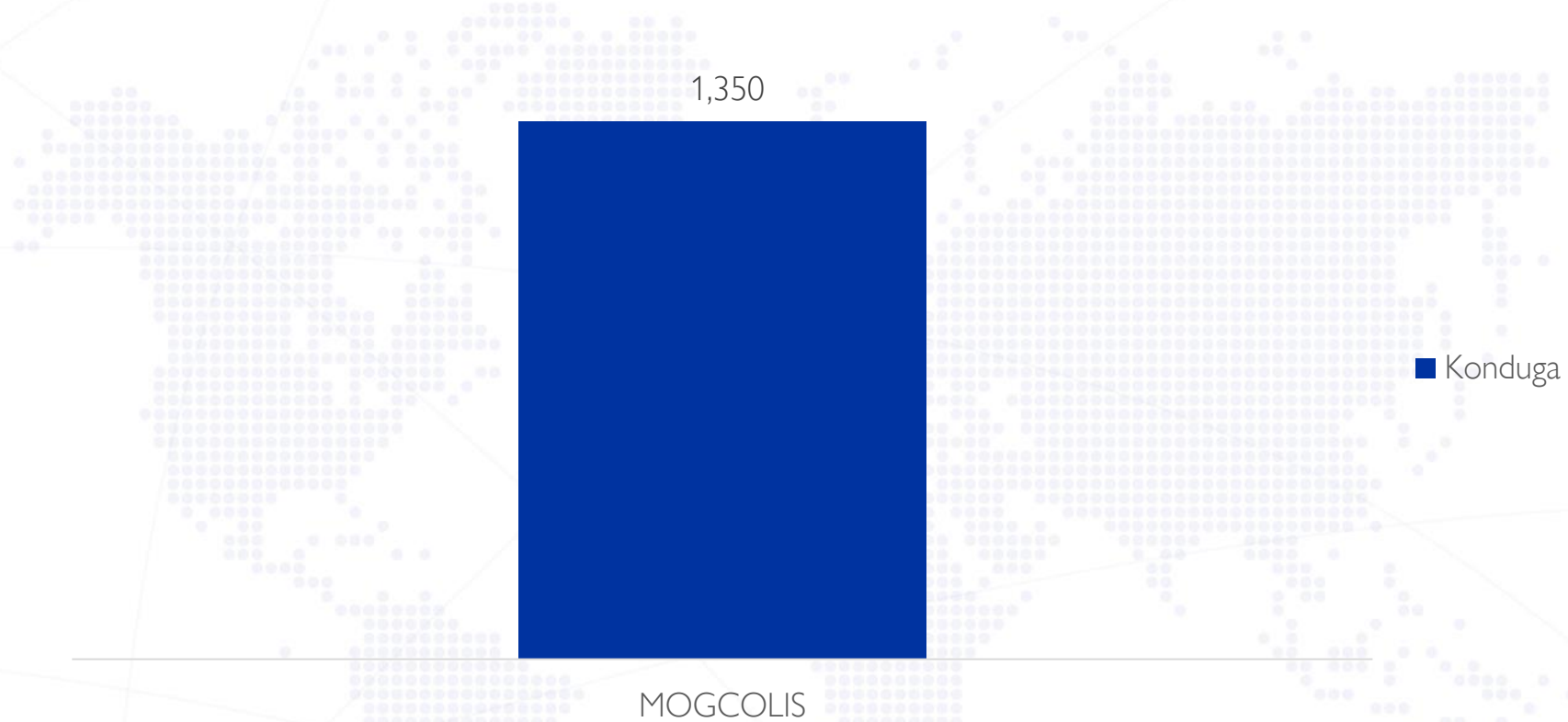
- The graph shows the return movement of IDPs from Bakassi.
- As a result of the movement from Bakassi Camp, the IDPs have been identified in 4 LGAs, namely, Gwoza, Monguno, Ngala and Bama.
- The total population of IDPs in Bakassi Camp is **7,864** households or **33,917** Individuals as at time of closure. About **18,461** individuals which is only 54 per cent of IDPs from Bakassi Camp have been tracked at the various LGAs of arrival in Gwoza, Monguno, Ngala and Bama.

Arrivals from Farm Center Camp



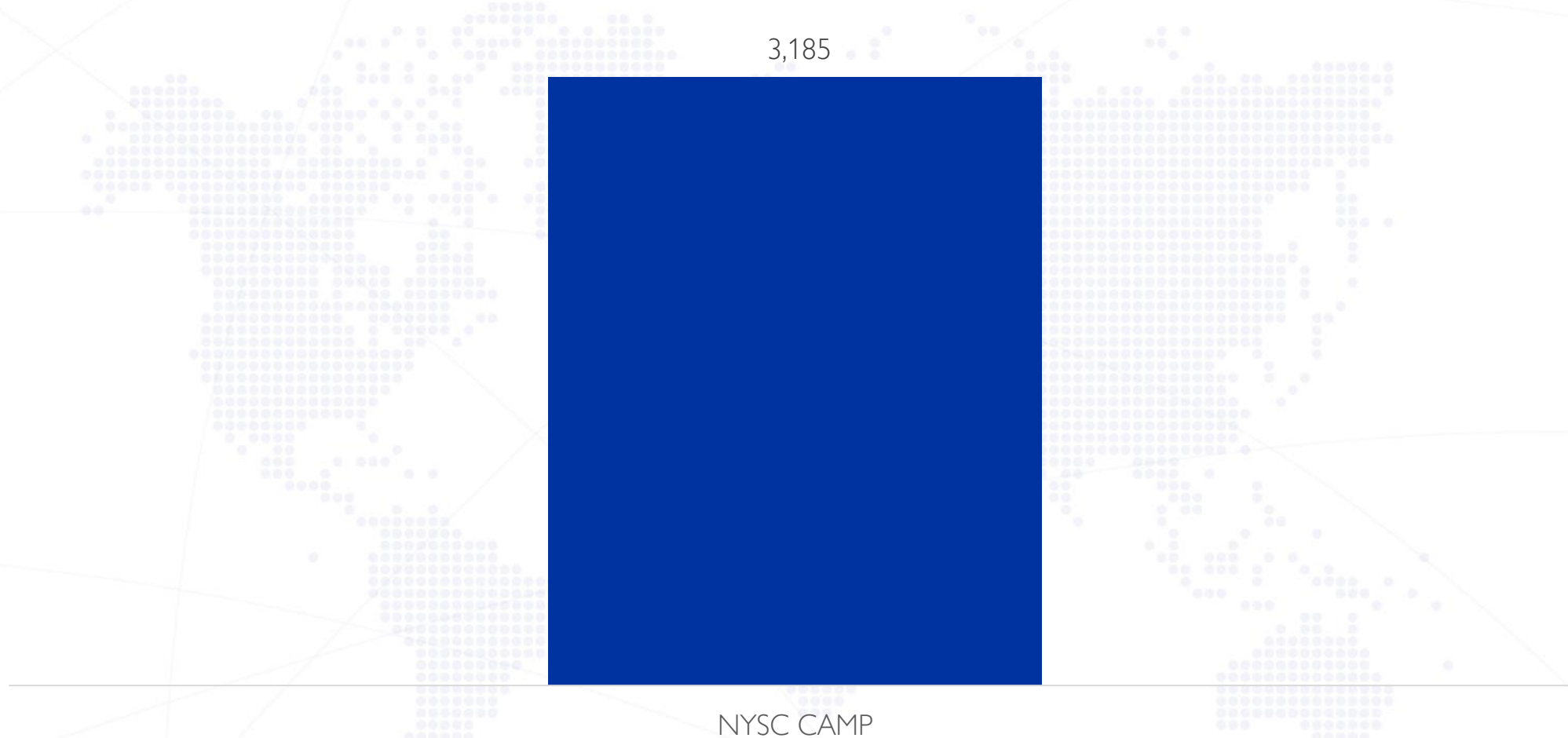
- This slide shows arrivals from Farm Centre; this movement was initiated in September 2021.
- Even though, before the official movement, there have been records of IDPs voluntary movement from the said camp from January 2021. Most of the arrivals integrated with host communities in Jere and MMC LGAs.
- The total population of IDPs in Bakassi Camp is **4,323** households or **23,782** Individuals as at time of closure. The IDPs from Farm Center Camp have been tracked at the various LGAs of arrival in Bama, Ngala, Jere, Konduga, Mafa, MMC and Dikwa.

Arrivals from Mogcolis Camp



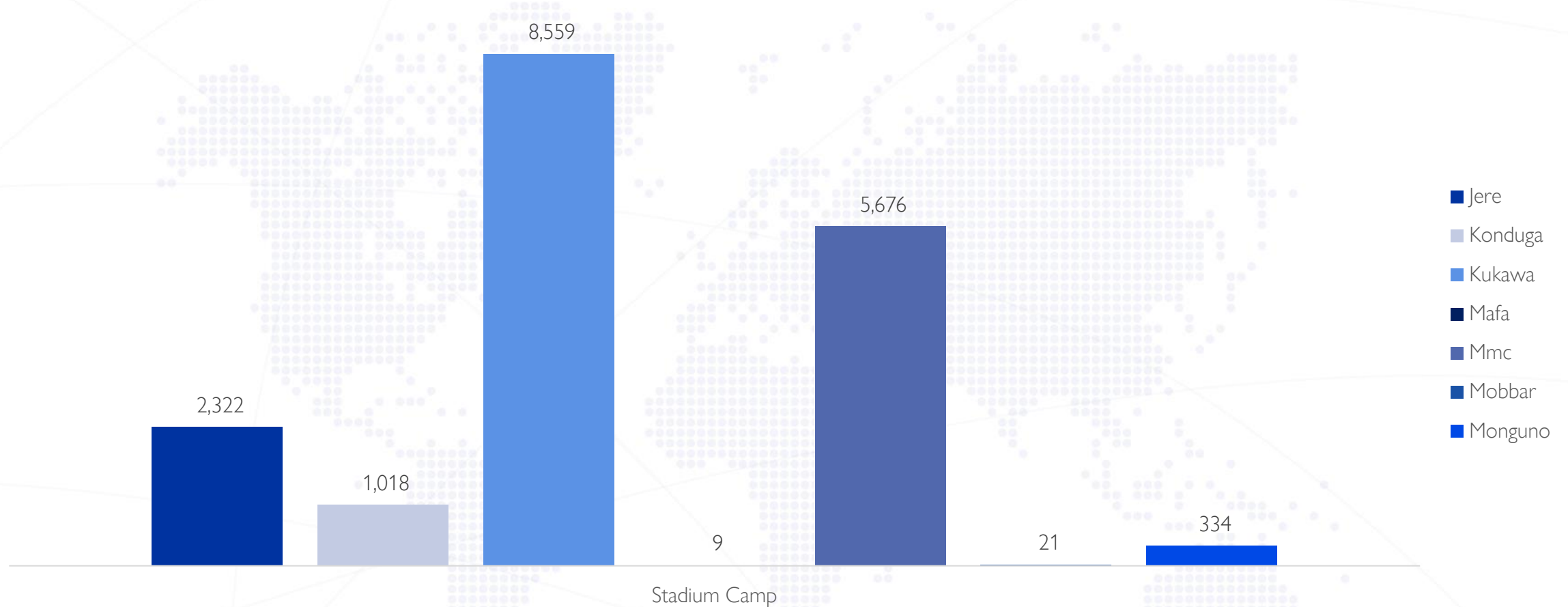
- The total population of IDPs in Mogcolis camp is 838 households or **3,556** Individuals as at time of closure. Of the 3,556 individuals in Mogcolis camp, barely **1,350** individuals (38%) of IDPs from Mogcolis Camp have been tracked in Konduga.

Arrivals from NYSC Camp



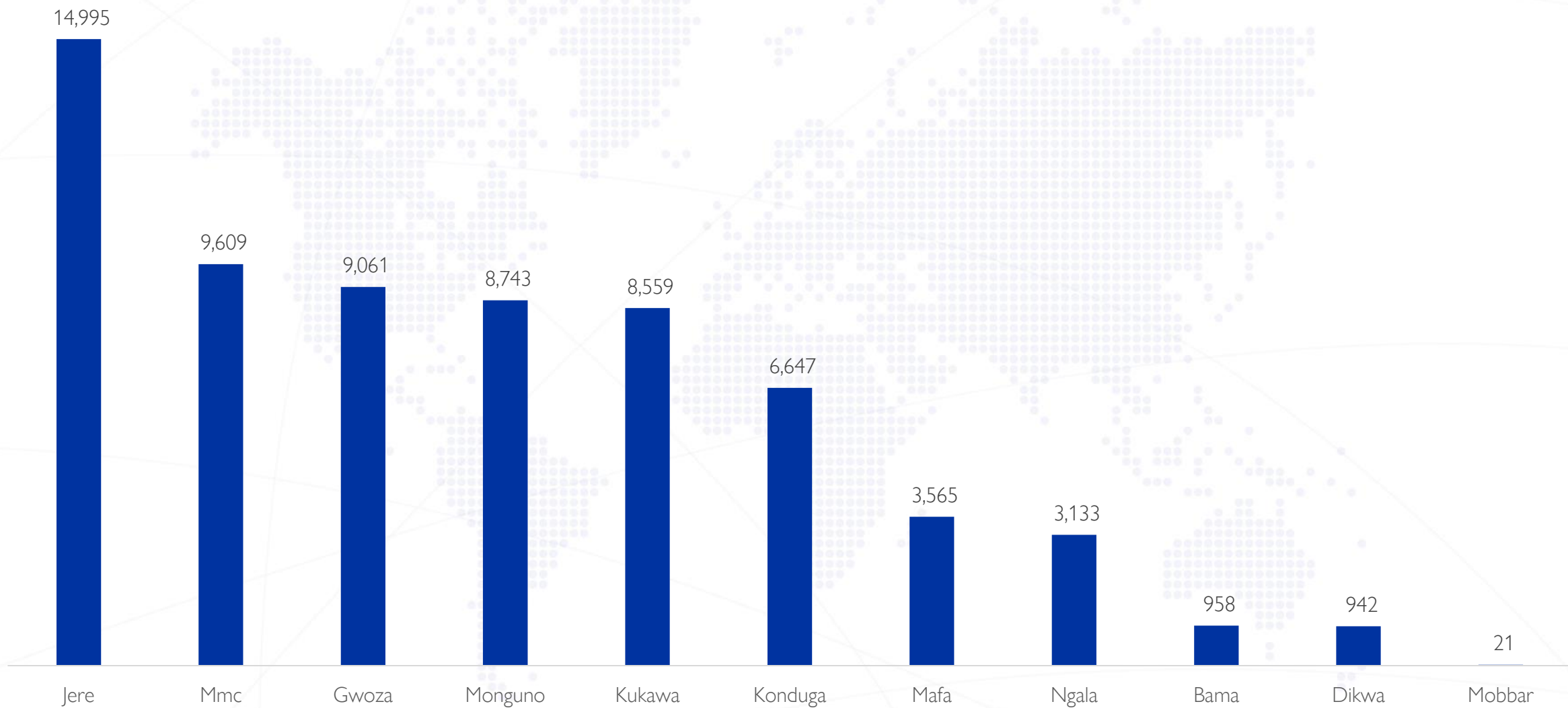
- The total population of IDPs in NYSC camp is **1,220** households or **4,740** Individuals as at time of closure. Of the 4,740 individuals in NYSC camp, about **3,185** individuals (67%) of IDPs from NYSC Camp have been tracked in Konduga.

Arrivals from Stadium Camp

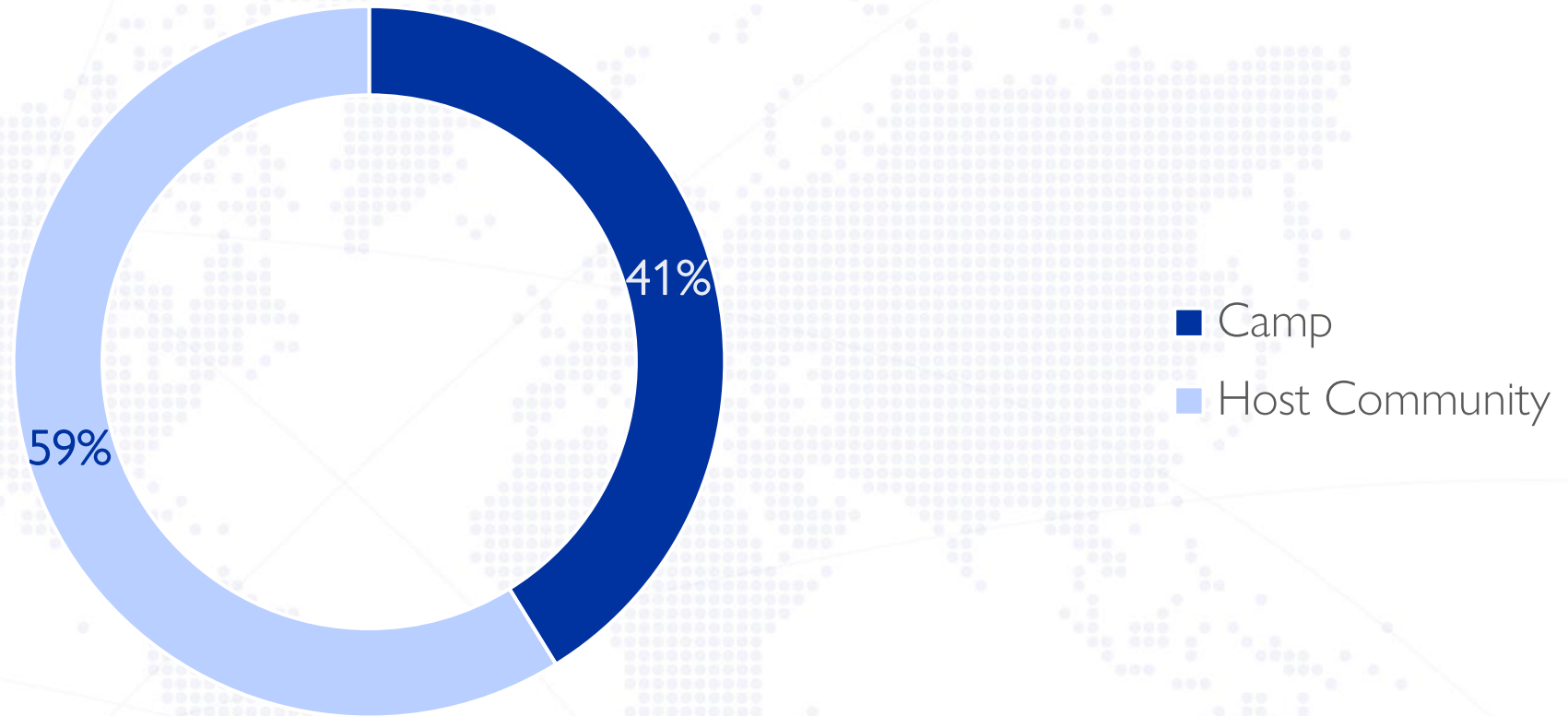


- The total population of IDPs in Stadium camp is 3,472 households or **18,162** Individuals as at time of closure. Of the 18,162 individuals in Stadium camp, about 80 per cent of IDPs from Stadium Camp have been tracked in various LGAs across Borno State.

LGAs with the Highest Number of Influx since Camp Closure

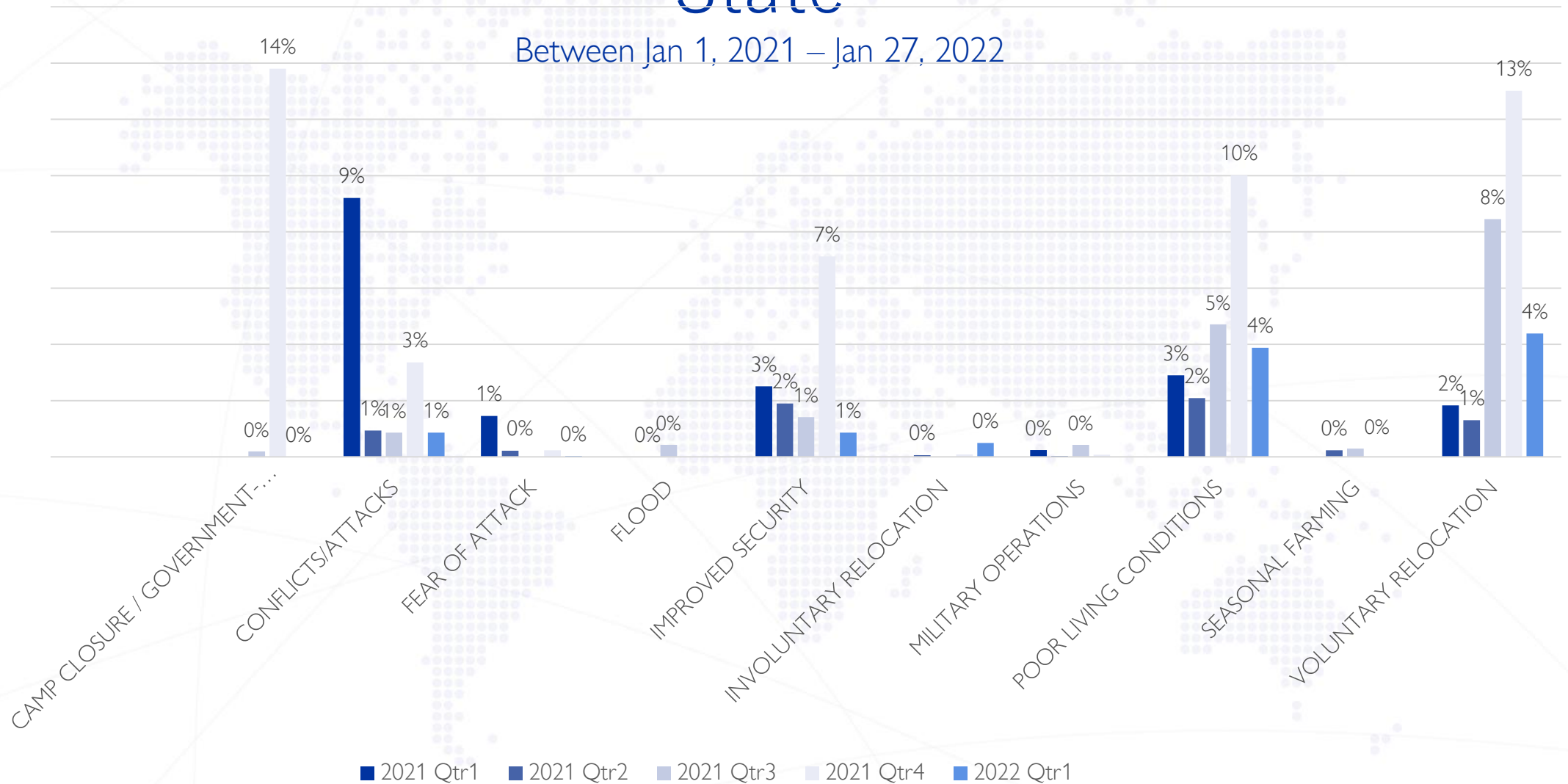


Camps vs Host-community (type of settlement of new arrivals from closed camps)



Trend of movements by triggers across Borno State

Between Jan 1, 2021 – Jan 27, 2022



Trend of movements by triggers across Borno State

Years	Quarters	CAMP CLOSURE / GOVERNMENT-ASSISTED RELOCATION	CONFLICTS/ATTACKS	FEAR OF ATTACK	FLOOD	IMPROVED SECURITY	INVOLUNTARY RELOCATION	MILITARY OPERATIONS	POOR LIVING CONDITIONS	SEASONAL FARMING	VOLUNTARY RELOCATION	Grand Total
2021	Qtr1		8,074	1,276		2,198		214	2,545		1,609	15,916
2021	Qtr2		824	196		1,667	57	33	1,831	209	1,147	5,964
2021	Qtr3	169	759	12	374	1,243		375	4,133	258	7,414	14,737
2021	Qtr4	12,104	2,943	204		6,251	75	70	8,787		11,416	41,850
2022	Qtr1		758	28		759	435		3,404		3,848	9,232
Grand Total		12,273	13,358	1,716	374	12,118	567	692	20,700	467	25,434	87,699



Thank
you