

MONTHLY MARKET MONITORING BULLETIN

Issue Number: 23

June, 2017

Background

The market price data and information is collected from seven FSIS Programme target Governorates through the Governorate Focal Units (GFU) and FSTS in Sana'a City. The prices are collected from Hodeida, Hajjah, Dhamar, Hadramout, Lahej, Taiz and Sana'a City markets. The prices are collected from at least three (3) representative market centers and average is calculated for each location. The market-monitoring bulletin provides tables and charts that show the monthly prices in the targeted Governorate markets. It also provides and allows the users to compare the current prices with the previous month and the pre-crisis average.



Key Highlights

- Globally:** The **FAO Food Price Index (FFPI)** averaged 172.6 points in May 2017, up (2.2 percent) from April and nearly (10 percent) higher than its May 2016 level. While the **FAO Cereal Price Index** averaged 148.1 points in May, (1.4 percent) from April, but still (2.9 percent) below its value of May 2016. After declining in the previous two months, the benchmark **US wheat** (No.2 Hard Red Winter, f.o.b.) price increased in May, averaging USD 200 per ton, 5 percent higher than in April and about 4 percent above its level in the corresponding month last year. (FAO FPMA June 2017).
- Imported food commodities:** The overall market monitoring information in June 2017 indicates that the average prices of monitored imported food commodities across the target governorates remained stable. The monthly average wholesale price of 50 Kg wheat grain was 5,957 YR, 7,071 YR for wheat flour and Sugar 11,429 YR. The prices has slightly decreased compared to the previous month while it is still higher by 32%, 32.5% and 48% compared to the pre-crisis respectively.
- Locally produced Cereals:** The average price of locally produced cereals also remained stable in June 2017. Sorghum, Millet and Barley prices slightly decreased by less than 2% and less than 3% compared to the prices in May 2017. While the average price of Maiz slightly increased by less than 1%. Moreover, the prices are still much higher than the pre-crisis prices by above 45.57% for Sorghum, 46.55% for millet, above 56% for Maize and 75.47% for Barley.
- Fuel Commodities:** The average price of diesel decreased in most of the target governorates compared to the previous month, while the average price of petrol went up slightly in most of governorates apart from Lahej where prices decreased by 7.69%. Cooking gas in June sharply decreased in Lahej by 18.06% and 3.30% in Hajjah, and increased in all other targeted governorates, where the increase rose up to nearly 5% in Dhamar, by 5.16% in Taiz and by less than 2% in Sana'a and Hodeidah. Overall, cooking gas prices are still much higher when compared to the pre- crises era by 240% in Taiz, 170.5% in Hodeidah, 173.87% in Dhamar and by 88.48% in Sana'a city.
- Food Imports:** During the period of (January – May 2017), an estimated **(2,393,560.00 MT)** of various food items (wheat grains, wheat flour, sugar, rice, milk and cooking oil) were imported into the country through the various ports (Aden, Al Hodeidah, Al Salif and Al Mukalla). Out of which, **1,657,921.00 MT** is wheat grains (69%) of the total imports. **which is higher than the import in the same period in 2016.**
- Availability of food commodities in the local markets:** At the time of reporting, availability of the monitored basic food and non – food commodities remained stable in all targeted governorates. Except Hadramout and Hajjah, millet, barley, Sorghum and local wheat were scarce in Sana'a City, Dhamar, Hodeidah, Taiz and Lahej. Similarly and due to seasonality factors all monitored types of common fish (Thamad, Sakhla, Baghah and Jahsh) were available in Sana'a city and Hadramout, while it varies between unavailable and scared in Hodeidah, Dhamar, Hajjah, Lahej and Taiz

Retail Market Prices and Trends of Key Commodities

Fig 1. Average Retail Price of Wheat, Wheat flour and Rice(YR/Kg) January 2015 - June 2017

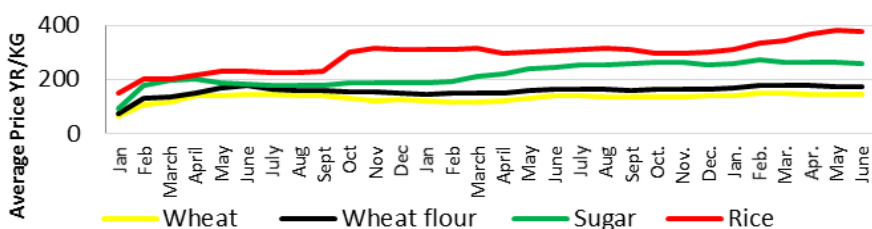


Fig 2. Average Retail Prices of Locally produced cereals (YR/Kg) January 2015- June 2017

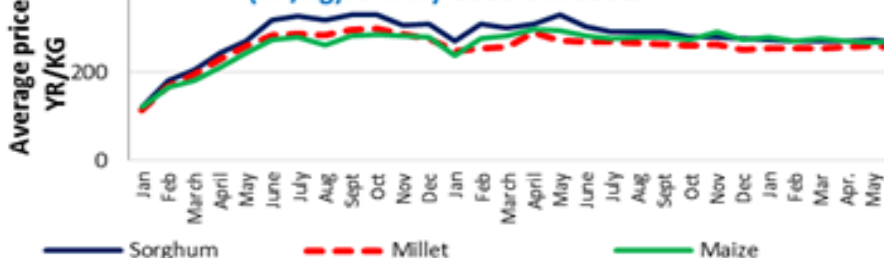


Table 1: Average Retail Price (YR/Kg) of Imported commodities and % change with previous month and pre-crises

Imported Commodities	June 2017 price	Percentage change	
		1 M	Pre-crises
Wheat	142.00	-2.36%	32.22%
Wheat flour	174.43	-0.16%	32.48%
Sugar	260.43	-0.76%	47.69%
Rice*	374.57	-1.17%	79.80%
Veg oil**	556.29	0.14%	55.68%
Faba-Beans	337.33	-1.84%	NA
Beans	478.14	-0.59%	51.39%
Lentils	515.57	-0.11%	46.89%

* Average price of two varieties of Basmati and non-Basmati rice
 ** Average price of imported and locally processed veg cooking oil

Table 2: Average Retail Price (YR/KG) of Locally produced cereals and % change with previous month and pre-crises

Local Cereals	June 2017 price	Percentage change	
		1 M	Pre-crisis
Sorghum	268.57	-1.98%	45.57%
Millet	253.29	-2.42%	46.55%
Maize	270.00	0.80%	57.74%
Barley	266.14	-3.37%	75.47%

Monthly Average Prices of Locally Produced Commodities

Cereals

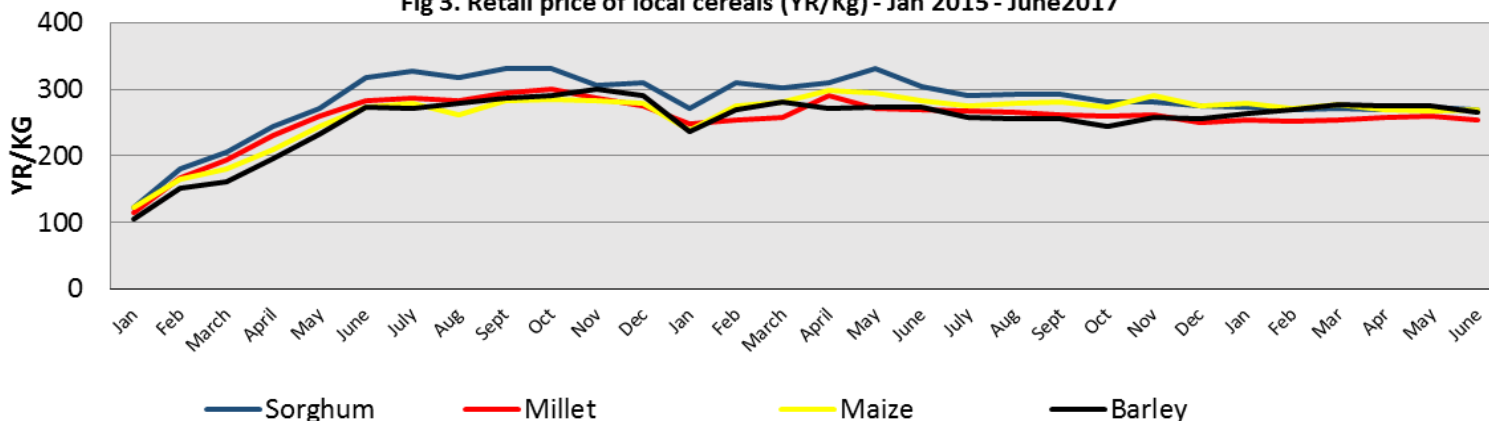
Table 3: Average price of locally produced cereals (YR/Kg June 2017 and % change with the previous month and pre-crisis

Commodity	% change	Sana'a City	Hodeida	Hajjah	Dhamar	Hadramout	Lahj	Taiz
Sorghum	June	205	200	271	187	367	300	350
	1 M	-11.26%	-6.10%	0.00%	0.54%	0.00%	0.00%	0.00%
	Pre-crisis	13.89%	57.48%	59.41%	3.89%	46.80%	NA	75.00%
Millet	May	193	200	200	230	383	300	267
	1 M	-15.72%	-6.10%	0.00%	0.44%	0.00%	0.00%	1.52%
	Pre-crisis	13.53%	57.48%	17.65%	15.00%	125.29%	NA	33.50%
Maize	June	219	225	283	203	427	300	233
	1 M	-17.98%	9.22%	9.69%	5.73%	0.00%	0.00%	3.56%
	Pre-crisis	28.82%	77.17%	57.22%	19.41%	137.22%	NA	16.50%
Barley	June	193	400	204	183	283	300	300
	1 M	-13.84%	0.00%	-7.69%	0.00%	-5.67%	0.00%	0.00%
	Pre-crisis	37.86%	207.69%	36.00%	14.38%	57.22%	NA	100.00%

- **Millet:** The average prices of millet in June almost followed the same trend of sorghum, where it remained the same compared to May 2017 in Hadramout, Hajjah and Lahej, decreased in Sana'a city and Hodeidah and increased by 1.52% in Taiz and by less than 1% in Dhamar. The prices of millet in Hadramout remains very high (125.3%) followed by Al Hodeidah (57.48%) compared to the pre-crisis period.
- **Maize:** In June, the average price of maize increased by above 9 % in Hodeidah and Hajjah, by 5.73% in Dhamar and by 3.56% in Taiz. The average price of maize remained the same as in May 2017 in Hadramout and Lahej and declined by nearly 18% in Sana'a city compared to the previous month.
- **Barley:** The average price of barley in June remained the same as in May in Lahej Hodeidah, Dhamar and Taiz. Prices decreased by 7.69% in Hajjah and by 13.84% in Sana'a city. Local barley average retail price in Al Hodeidah is the highest (208%) compared to the pre-crisis prices followed by Taiz (100%) and Hadramout by 57.22%.

• **Sorghum:** The average prices of sorghum in June remained unchanged in Hajjah, Hadramout, Lahj and Taiz while in Sana'a city and Hodeidah Governorates the price decreased ranging between 11.26% and 6.10% respectively. The retail price was highest in Hadramout (367YR/kg) and least in Dhamar (187YR/kg). The average price of Sorghum remained high by 75% in Taiz, by 57.48% in Hodeidah and by 46.8% in Hadramout when compared to the pre-crisis prices in February 2015.

Fig 3. Retail price of local cereals (YR/Kg) - Jan 2015 - June 2017



Vegetables

Table 4: Average Prices of vegetables (YR/Kg) June 2017– and the % change compared to the previous month

Commodities	Month	Sana'a City	Hodeidah	Hajjah	Dhamar	Hadramout	Lahj	Taiz
Onions	June	167	154	188	136	179	200	183
	1 M	-16.50%	23.20%	2.73%	-19.53%	19.33%	33.33%	22.00%
Tomatoes	June	246	250	242	263	333	200	308
	1 M	18.27%	22.55%	35.20%	27.05%	77.13%	81.82%	54.00%
Potatoes	June	148	154	117	116	200	113	200
	1 M	-21.28%	0.00%	-25.95%	-26.58%	2.04%	-6.61%	-15.97%
Pepper	June	358	454	342	408	808	1133	783
	1 M	24.31%	105.43%	15.54%	-4.90%	16.76%	58.02%	33.16%
Chilly	June	600	804	692	1025	1667	1425	1800
	1 M	-7.69%	63.41%	7.79%	34.34%	66.70%	94.41%	3.87%

• **Onions:** Except Sana'a city and Dhamar, average retail prices of Onions in June increased sharply in all other governorates while it has increased by 33.33% in Lahej, by above 20 % in Hodeidah and Taiz and by 19.33% in Hadramout. The highest retail price was recorded in Lahej (200 YR/kg) followed by Hajjah and Taiz.

- **Tomatoes:** In June, and due to shortages in the supply, there was a significant increase in the average retail prices of tomatoes in all targeted governorates. The increase went up sharply in Lahej by above 81.8% followed by 77.13% in Hadramout, 22.5% in Hodeidah and Dhamar and by 54% in Taiz.
- **Potatoes:** The monthly average retail prices in June remained the same as in May in Hodeidah, increased only in Hadramout. It decreased in all other governorates with Dhamar Governorate recording highest decrease by 26.6% followed by Hajjah 25.95% and Sana'a city by 21.28%.
- **Pepper & Chilly:** There was a sharp increase in the monthly average prices of pepper in June compared to the previous month by above 100% in Hodeidah, by 58.02% in Lahej and by 24.31% in Sana'a city. The prices of Chilly followed the same price trend of pepper, compared to May; it decreased only in Sana'a city and increased sharply in all other governorates. The increase ranged between less than 10% in Hajjah and Taiz and up to 94.41% in Lahej. In general, the prices of vegetables vary almost every month due to seasonality, local production, and forces of demand and supply in the markets.

Imported Food Commodities

Table 5: Average price of Imported Food Commodities (YR/Kg) in June 2017 & percentage changes with the (previous month and Pre-crisis period)								
Commodities	% change	Governorates						
		Sana'a City	Hodeidah	Hajjah	Dhamar	Hadramout	Lahej	Taiz
Wheat Grains		146	121	127	150	155	145	150
		-0.68%	-3.97%	-1.55%	0.00%	0.65%	-10.49%	0.00%
		12.31%	21.00%	64.94%	36.36%	29.17%	NA	NA
Wheat flour		177	154	153	170	167	150	250
		0.00%	-1.91%	-3.16%	0.00%	0.00%	0.00%	2.46%
		36.15%	28.33%	53.00%	13.33%	19.29%	NA	66.67%
Sugar		260	248	243	257	273	242	300
		-6.47%	0.81%	-2.80%	0.00%	5.81%	-3.20%	0.67%
		62.50%	30.53%	22.73%	51.18%	51.67%	NA	87.50%
Rice1 Basmati		507	421	425	537	381	550	483
		0.80%	0.24%	-13.62	0.75%	0.26%	2.23%	-8.70%
		NA	NA	NA	NA	NA	NA	61.00%
Rice2\ Non *		247	381	221	237	284	320	250
		0.00%	0.26%	-8.68%	0.00%	20.85%	0.00%	-1.57%
		64.67%	27.00%	47.33%	58.00%	89.33%	NA	25.00%
V.oil (import)		692	544	571	855	453	750	733
		-1.14%	2.06%	-3.55%	4.01%	2.72%	1.63%	-2.27%
		NA	NA	NA	NA	NA	NA	65.09%
V.oil (local)**		478	428	417	500	417	450	500
		0.00%	1.18%	0.00%	0.00%	-3.70%	0.00%	0.00%
		47.08%	24.06%	7.47%	19.05%	66.80%	NA	28.87%
Faba Beans		323	317	317	333	367	NA	367
		-5.00%	0.00%	-6.21%	0.00%	0.00%	NA	0.00%
		NA	NA	NA	NA	NA	NA	22.33%
Beans		543	442	321	520	508	563	450
		3.82%	2.08%	-3.60%	0.00%	0.00%	-6.17%	0.00%
		78.03%	37.27%	0.94%	73.33%	103.20%	NA	12.50%
Lentils		517	500	463	500	533	563	533
		0.00%	0.00%	-0.86%	0.00%	0.00%	0.00%	0.00%
		46.46%	66.67%	14.89%	42.86%	77.67%	NA	33.25%

* Represent average prices of non-Basmati rice's in the target markets.

** Average prices of locally produced oil for comparison with the imported oil prices

Wheat grains: In June, the average retail price of wheat grains remained the same as in May 2017 in Dhamar and Taiz, while it showed decreasing trend in all other governorates. The highest decrease recorded in Lahej by 10.49% and price dropped by nearly 4% in Hodeidah, and less than 2% in Hajjah. However, the prices are still much higher by 64.94% in Hajjah, 36.36% in Dhamar, 21.00% in Hodeida and 12.31% in Sana'a city when compared to the pre-crisis prices.

Wheat Flour: The average retail prices of Wheat flour remained the same as in May 2017 in Sana'a city, Dhamar, Hadramout and Lahej. Compared to the previous month, it decreased in Hodeidah and Hajjah by less than 2% and less than 4% respectively. On the other hand, average prices are still much higher when compared to the pre-crisis prices by 66.67% in Taiz followed by 53.00% in Hajjah and by above 30% in Sana'a city.

Rice: Except of Hajjah and Taiz, the average retail prices of Basmati rice during June increased slightly in all other target governorates. The increase ranged between 2.23% in Lahej and less than 1% in Sana'a city, Hodeidah, Dhamar and Hadramout. Similarly, and except of Taiz and Hajjah, the non- Basmati variety increased sharply in Hadramout by 20.8% and by less than 1% in Hodeidah, while it remained the same as in May in Sana'a city, Dhamar and Lahej.

Sugar: The average monthly retail prices in June remained the same as in May 2017 in Dhamar. It slightly increased in Hadramout by 5.81% in Sana'a city and by less than 1% in both Hodeidah and Taiz. However, the prices are much higher compared to the pre-crisis by 87.50% in Taiz, above 50% in Dhamar and Hadramout and above 62% in Sana'a city.

Cooking Oil: The average retail prices of locally processed oil in June remained the same as in May 2017 in five governorates (Sana'a city, Hajjah, Dhamar, Lahej and Taiz) increased by less than 2% in Hodeidah. The prices of imported cooking oil declined slightly in Sana'a city and Taiz. It increased between 1.63% in Lahej, less than 3% in Hodeidah and Hadramout and by 4% in Dhamar.

Faba-beans & Lentils: Except Sana'a city and Hajjah, the prices of Faba-beans remained the same as in May 2017 in all other governorates and the same trend followed by lentil. Beans in June increased slightly in Sana'a city and Hodeidah and remained the same as in May 2017 in Dhamar, Hadramout and Taiz governorates.

Fisheries

Table 6: Average price of common fish types (YR/Kg), June 2017– and the % change with the previous month					
Governorates	% change	Common Fish Types			
		Thamad	Sakhla	Bagha	Jahsh
Sana'a city	June	1600	2233	492	1442
	1 M	-0.50%	14.98%	5.35%	7.45%
Hodeidah	June	NA	1513	400	1150
	1 M	NA	-6.89%	4.44%	-2.79%
Hajjah	June	NA	1850	425	1413
	1 M	NA	-5.13%	-10.53%	-8.84%
Dhamar	June	NA	2661	522	1667
	1 M	NA	-8.78%	-7.28%	0.54%
Hadramout	June	1133	2167	600	1467
	1 M	20.28%	3.19%	12.57%	1.73%
Lahej	June	1913	NA	425	1033
	1 M	26.86%	NA	0.95%	44.07%
Taiz	June	2600	2500	2000	2833
	1 M	3.30%	0.00%	0.00%	0.00%

Thamad: In June, Tamad type of fish was not available in Hodeidah, Hajjah and Dhamar of the target governorates. The retail prices in the other targeted governorates increased above 20% in Hadramout and Lahej and decreased only in Sana'a city by less than 1%.

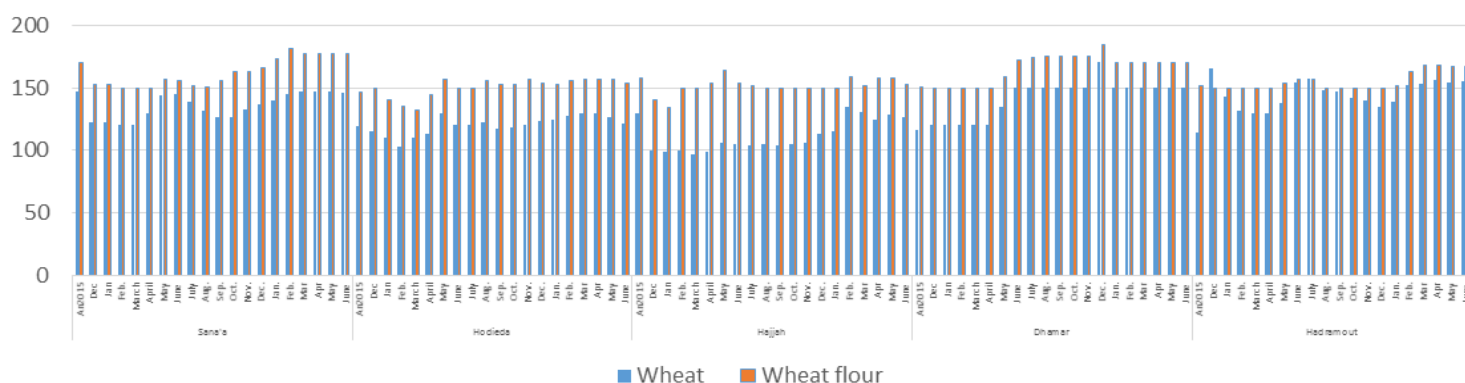
Sakhla: During the reporting month, this type of fish was not available in Lahej for the tenth month in a row and available in the other target governorates. Average prices of Sakhla fish remained the same as in May in Taiz, while it has decreased in Hodeidah, Hajjah and Dhamar. It showed increasing trend by nearly 15% in Sana'a city and 3.19% in Hadramout.

Bagha: The average prices of Bagha fish in June remained the same as in May in Taiz, and declined in Hajjah and Dhamar. The highest decline recorded in Hajjah by 10.53% followed by 7.28% in Dhamar. Additionally, this type of fish was available in Al Houpan local market of Taiz city during June for the third time since September 2016 and the retail price showed the highest price (2000 YR/kg) among all targeted governorates.

Jahsh: In Lahej Governorates, the average prices of Jahsh fish in June increased sharply by above 40% and by 7.45% in Sana'a city. The price remained the same as in May in Taiz and decreased in Hodeidah and Hajjah by 2.79% and 8.84% respectively.

Availability and supply: According to the seasonal calendar, the above-mentioned types of fish and during the period of October – March are available in the local markets and then begin to disappear as they enter in the reproductive stage. Seasonality and weather factors play important roles in the market supply and price fluctuation for all fish types in Yemen. It should be noted that there are no fishing activities in the coast of Taiz due to the current security situation and the main supply comes from Aden markets.

Fig. 4 Price trends of the Imported wheat and Wheat flour (Annual 2015 to June 2017)



Livestock

Table 7: Average price of live animal (YR/Head), June 2017– and % change with (previous month).

Type of animal and age	Month	Governorates						
		Sana'a city	Hodaidah	Hajja	Dhamar	Hadramout	Lahej	Taiz
Sheep/6 month	June	23500	12000	20875	20625	42583	25667	26583
	1 M	4.44%	9.09%	1.83%	-1.20%	26.48%	5.48%	5.28%
Sheep/12 month	June	31000	24250	33125	29500	52167	30583	35500
	1 M	1.64%	5.43%	0.76%	-3.67%	17.01%	1.66%	-1.62%
Goat/6 month	June	23000	11500	17313	21500	49333	27417	29750
	1 M	2.22%	4.55%	-5.78%	1.47%	19.35%	10.78%	-3.51%
Goat/12 Month	June	32750	24833	24500	31000	55500	33000	48667
	1 M	2.34%	6.43%	-7.33%	0.00%	9.36%	8.49%	-0.51%
Chicken (live)	June	923	1258	1375	1281	1233	1050	1700
	1 M	0.65%	7.43%	17.02%	46.90%	0.65%	5.00%	18.63%

Sheep - 6 and 12 months old: Except Dhamar, the monthly average prices of the 6 and 12-month sheep in June increased after the month of Ramadan in all target governorates. Hadramout had the highest price increase of 26.48% for 6 - months' sheep and by 17 % for the 12-month sheep, followed by Hodeidah and Lahej. Both categories prices decreased slightly only in Dhamar by less than 2% and 3.67%.

Goat - 6 and 12 months old: The average prices of 6 and 12 months old of goats in June, decreased in Hajjah and Taiz, increased by 19.35% and 9.36% in Hadramout followed by 10.78 % and 8.49% in Lahej respectively. The highest price of the single head of 12-month goat was in Hadramout (55500 YR), followed by Taiz (48667 YR) and Sana'a city (32750 YR).

Live chicken: Compared to May 2017, the average price of live chicken in June increased sharply by nearly 47% in Dhamar and between 17 & 18% in Hajjah and Taiz respectively. The least increase was recorded in Sana'a city by less than 1 %.

Note: The average prices of live animals from Hodeida, the Tihamah part of Hajjah, and west of Dhamar are from the primary markets, which is closer to the farmers or producer price. On the other hand, the prices from Sana'a City, Hadramout, Taiz and Lahej are collected inside the city considered as secondary markets.

Livestock Products

Table 8: Average Prices of animal products (YR/Kg) June 2017– and % change with the previous month.

Commodities	Month	Sana'a city	Hodiadah	Hajjah	Dhamar	Hadramout	Lahej	Taiz
Beef*	June	2883	2817	2317	2750	3692	2500	2500
	1 M	4.19%	0.61%	0.00%	0.00%	8.84%	NA	0.00%
Mutton	June	2725	2942	2475	3000	3608	3042	3500
	1 M	9.00%	0.86%	0.32%	0.00%	-2.93%	1.40%	0.00%
Local Cow's milk	June	350	400	376	375	325	298	403
	1 M	16.67%	-3.15%	-0.53%	0.00%	-1.52%	0.00%	0.00%
Processed Powdered milk	June	1596	1708	1850	1600	1767	2033	2367
	1 M	4.11%	2.15%	4.76%	0.00%	-1.40%	1.65%	0.00%
Chicken meat	June	900	1104	746	800	705	842	1867
	1 M	2.27%	0.36%	2.90%	0.00%	-0.28%	-0.94%	9.82%
Egg (30 eggs pack)	June	742	792	746	775	875	783	967
	1 M	-2.75%	-3.06%	-2.23%	-4.08%	-0.46%	-3.09%	0.00%

Beef: In June, the average prices of one kg of beef remained unchanged as in May 2017 in Hajjah and Dhamar. Beef started to be available in some districts of Lahej governorate. Prices increased in Hadramout and Sana'a city 8.84% and 4.19% respectively.

Mutton: The average prices of mutton almost followed the same trend of beef, where prices remained the same as in May 2017 in Dhamar and Taiz. Prices increased by 9% in Sana'a city, 1.40% in Lahej and decreased by less than 3% in Hadramout.

Local Cow's Milk: The average retail price of the packed cow' milk remained unchanged in Dhamar, Lahej and Taiz; while in Sana'a city the prices increased by 16.67% compared to the previous month. Prices however decreased by 3.15% in Hodeidah and by less than 2% in Hadramout.

Processed Powdered Milk: The average prices of processed milk in June remained the same as in May 2017 in Dhamar and Taiz. It decreased by nearly 1.4% in only in Hadramout, and increased in Sana'a city, Hodeidah, Hajjah and Lahej between 4.11%, 2.15%, 4.76% and 1.65% respectively.

Chicken Meat: Compared to the previous month, the average price of chicken meat remained stable in Dhamar. Prices went up by 9.82% in Taiz, by above 2% in Sana'a city and Hajjah.

Eggs: Except of Taiz, and compared to May 2017, the average prices of 30 eggs pack declined in all other targeted governorates. The decrease reached 4.08% in Dhamar, 3.09% in Lahej and by 2.75% in Sana'a city.

*the price of beef in Sana'a city is the average prices of the beef from imported animal and local animals

Fuel Commodities

Table 9 : Average price of fuel (Diesel and Petrol) and Cooking gas and % change June 2017, previous month and Pre-crisis)

Items	%change	Sana'a City	Hodeida	Hajjah	Dhamar	Hadramout	Lahj	Taiz
Diesel YR/LT	June	235	227	230	230	175	263	262
	1M	-0.84%	-1.30%	-0.43%	-3.36%	0.00%	5.20%	-0.76%
	Pre-crisis	56.67%	51.33%	53.33%	53.33%	16.67%	75.33%	74.67%
Petrol YR/Lt	June	249	242	246	249	190	300	311
	1M	2.47%	2.54%	2.07%	0.40%	0.00%	-7.69%	0.00%
	Pre-crisis	66.00%	61.33%	64.00%	66.00%	26.67%	100.00%	107.33%
Cooking gas YR/18Kg	June	3958	4058	3900	4108	1900	3175	8500
	1M	1.49%	1.45%	-3.30%	4.88%	0.00%	-18.06%	5.16%
	Pre-crisis	88.48%	170.53%	67.74%	173.87%	26.67%	NA	240.00%

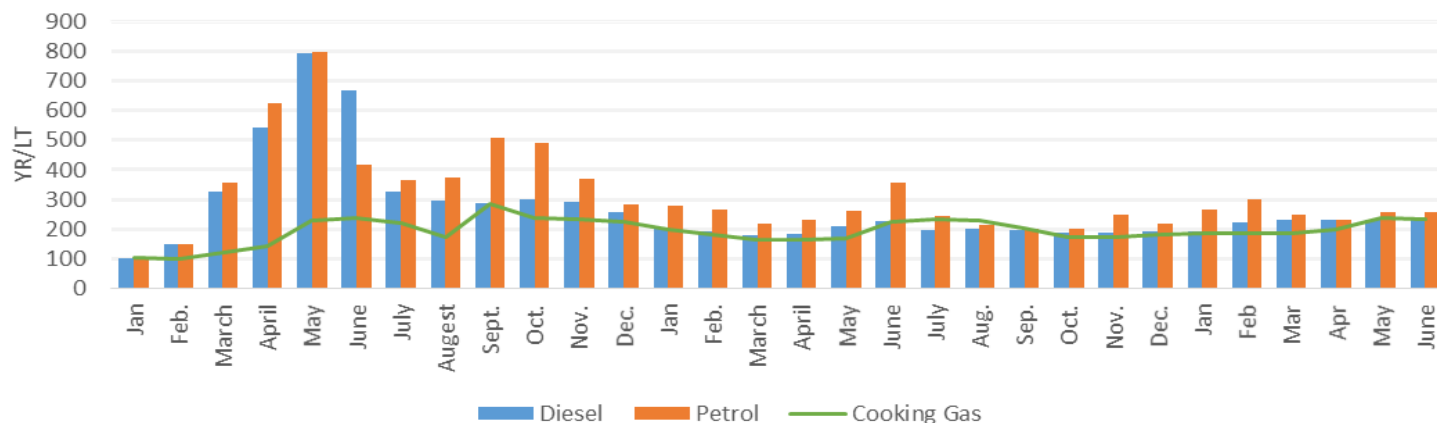
- **Petrol:** Except of Hadramout Lahej and Taiz markets, the average retail price of a liter of petrol went up in June in all other targeted governorates. Where it increased by less than 3% in Sana'a city, Hajjah and Hodeidah. However, the current average monthly prices are still much higher by 107.33% in Taiz, 100% in Lahj, and above 60% in Sana'a city, Hodeidah and Hajjah when compared to the pre-crisis time.

- **Cooking Gas:** In June and for the third month in a row, the retail price of cooking gas cylinder (18 kg) is still the highest in Taiz (8,500 Yemeni Ryals) compared to the other targeted governorates. The prices increased by nearly 5% in Dhamar, less than 2% in Sana'a city and Hodeidah. However, the prices are still much higher when compared to the pre- crises era by 240% in Taiz, 170.53% in Hodeidah, 173.87% in Dhamar and by 88.48% in Sana'a city.

- **Diesel:** In June, the average price of diesel in Hadramout remained stable compared to the previous month and slightly decreased almost in all other targeted governorates. However, the price is still significantly higher than the pre-crisis period by 16.67% in Hadramout and by more than 50% in all other targeted governorates apart from Hadramout.

- See Fig 5 below for the price trends

**Average Retail Price of Diesel, Petrol and Cooking gas (YR/LT)
January 2015-June 2017**



The Market Information Bulletin is one of the regular products of the FSTS supported by FAO - FSIS Programme funded by the European Union. The contents of this publication are the sole responsibility of FSTS and do not reflect the views of the European Union or FAO. For more information please contact: Ministry of Planning and International Cooperation MoPIC /FSTS: Fifth Floor
 Tel/Fax 00-967 -1- 238215
 E. mail: drmukred@yemen.net.ye - www.fsts-qov.com

The Yemen Food Security Information Systems (FSIS) Development Programme is funded by the European Union and implemented by the Food and Agriculture Organization of the United Nations (FAO) and the Food Security Technical Secretariat (FSTS) of the Ministry of Planning and International Cooperation (MOPIC).



**Food and Agriculture Organization
of the United Nations**

