



Food and Agriculture
Organization of the
United Nations

Agricultural Inputs and Commodity Price Bulletin

in the Syrian Arab Republic

October 2023—Issue #22



Background

Agriculture, including crop and animal husbandry, forestry, fisheries and agro-processing, post-harvest handling and marketing, provides a source of livelihoods for most smallholder farmers in the Syrian Arab Republic (SAR). The Food and Agriculture Organization (FAO) in Syria works on strengthening value chains and food production systems by building technical and productive capacity of stakeholders, mainly farmers, expanding their knowledge and understanding of the local context and situation by sharing reports that aim to make agricultural production more sustainable, gender sensitive, market-driven and climate smart. The Organization in Syria releases the “*Monthly Agriculture Input and Commodity Price Bulletin - AICPB*”, which provides timely insights from 35 districts across Homs, Hama, Aleppo, Tartous, Deir-ez-Zor, Rural Damascus, Al-Hasakeh and Dar’a governorates. The purpose of the bulletin is to inform relevant stakeholders, including the Food Security and Agriculture (FSA) partners supporting agricultural and food security interventions in the country, about the prevailing price trends of agricultural inputs and commodities. The bulletin is a periodic resource as markets and market information, play an important role in enhancing food security, income generation, resilience and rural-urban market linkages. Regular dissemination of market information benefits smallholder farmers in their market-oriented production endeavor.

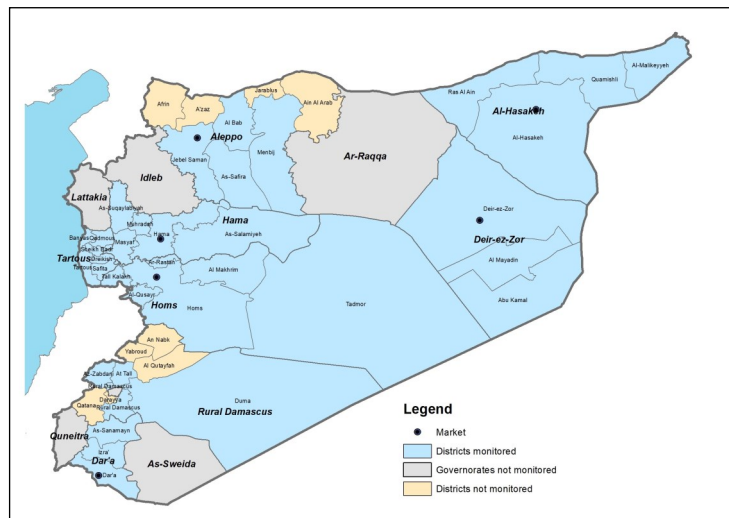


Figure 1: Markets monitored by FAO country office on a monthly basis.

Map source: UN – OCHA Feb 2021.

Key Highlights

- ◆ The General Organization for Seed Multiplication (GOSM) has set the new prices of wheat and barley seeds for the 2023 - 2024 winter season at 3 950 SYP per kg and 3 400 SYP per kg respectively. This reflects an increase of 43 percent for wheat seed and 63 percent for barley year-on-year. Moreover, the Syrian Council of Ministers announced the initial price for buying the wheat grain from farmers for the same season at 4 200 SYP per kg.
- ◆ The Ministry of Agriculture and Agrarian Reform (MAAR) statistics estimates the livestock needs for fodder in 2024 at 5.2 million tons, and the General Organization of Fodder (GOF) announced that its plan for 2024 will cover 500 000 tons of these needs.
- ◆ MAAR reissued the announcement for the set of agricultural activities which are eligible for subsidized diesel; namely all producers of crops; vegetable and fruit tree production; greenhouse agri-production; livestock production and fisheries. The mentioned activities are eligible for the first category of subsidized diesel set at 2 000 SYP per litre. While nurseries, seedling production, mushroom production and hydroponic production establishments are eligible for the second subsidized price category at 8 000 SYP per litre.
- ◆ In October 2023, the Central Bank of Syria (CBS) applied a new official exchange rate at 11 557 SYP/USD, the fourth time within this year, which reflects 35 percent of depreciation in two months.

Exchange Rate

In October 2023, the Central Bank of Syria (CBS) applied a new official exchange rate at 11 557 SYP/USD. This is the fourth increase of the official exchange rate in 2023, which reflects 35 percent of depreciation in two months. On the other hand, the informal exchange rate recorded relative stability with marginal average depreciation of 1 percent month on month (m-o-m). This is the second month in row to witness this limited depreciation of the domestic currency.

Note: The FAO market bulletin monitors prices of agriculture inputs and products in the official domestic currency – Syrian Pound (SYP) - and does not specifically analyze price changes in any other foreign currencies. The price

Trends of unofficial exchange rate for the last two months (SYP/USD)									
	Homs	Hama	Aleppo	Tartous	Deir-ez-Zor	Rural Damascus	Hasakeh	Dará	Average price
September	14 000	13 990	13 700	14 000	14 000	13 300		13 700	13 813
October	14 000	13 990	13 950	14 000	14 000	13 650	14 000	14 000	13 949

Source: Monthly survey conducted by FAO field staff

Note: The exchange rate was 50 SYP/USD before the crisis in 2012.

Agricultural Inputs

In October 2023, most winter crops and vegetable seeds were available across the monitored governorates, however with varying increases in prices relative to the cultivation period. The price of legume seeds recorded a slight increase, ranging from 2 to 10 percent m-o-m and lettuce, cabbage and carrot seed prices increased moderately to significantly from 16, 34 and 52 percent m-o-m respectively. For cereals, the General Organization for Seed Multiplication (GOSM) set the new prices of wheat and barley seeds for 2023 - 2024 winter season at 3 950 SYP per kg and 3 400 SYP per kg respectively, which reflects an increase of 43 percent for wheat seed and 63 percent barley seed.

Summer crop seed prices saw limited changes, while the most notable price increases were recorded for local varieties of summer vegetables, which increased by 22, 12 and 25 percent m-o-m for tomato, cucumber and eggplant respectively. This could be attributed to limited supply due to the farmers' practice of stocking seeds for the next season. The price of monitored hybrid varieties of summer vegetables remained generally constant and this is likely due to the stability in the informal exchange rate during the reporting period since most summer hybrid varieties are mainly imported.



Wheat seeds (GOSM)

SYP/kg

1M: 43 LM: 3950

6M: 43 1Y: 43



Barley seeds (GOSM)

SYP/Kg

1M: 62 LM: 3400

6M: 62 1Y: 62



Tomato local seeds

SYP/kg

1M: 22 LM: 62 818

6M: 16 1Y: 31

LM: The price in Local Market in SYP

1M: % Current Month Vs. Previous Month in LM

6M: % Current Month Vs. 6 Months Before in LM

1Y: % Current Month Vs. Same Month Previous year in LM

Agro-chemicals

In October 2023, basal and top-dressing fertilizers remained generally available across all monitored markets, except for urea which was notably limited in the coastal and central regions. Heading to the new winter season, price increases have been noted for urea and super phosphate (10 percent m-o-m and 7 percent m-o-m) respectively, while liquid ammonium nitrate recorded a slight increase of (1 percent m-o-m) and NPK remained constant for this reporting period.

Generally, all monitored insecticides, fungicides and herbicides were available across governorates, apart from glyphosate which was scarcely available in Al-Hasakeh and Dar'a. The price changes for these agro-chemicals ranged between 2 to 4 percent m-o-m and this is due to the general stability of the informal exchange rate during the reporting period, as well as the low demand for these plant protection agri-products in this period.

There is still need for sector partners and relevant stakeholders to provide farmers with technical trainings that will provide them with more effective, good agricultural practices and techniques, such as integrated pest management (IPM) and integrated soil fertility management (ISFM), as this will help them to enhance or boost food production despite the high cost of agro-chemicals.

Items		Unit	Rural Damascus	Homs	Hama	Aleppo	Deir-ez-Zur	Tartous	Hasakeh	Dará	Average price	
Fertilizer	Top dressing	Urea (Agriculture Bank)	bag(50 kg)	150 000			150 000	150 000		150 000	150 000	
		Urea (Granular) Local Market	bag(50 kg)	415 000			550 000	650 000		435 000	320 000	474 000
		Nitrate (Liquid) (Local Market)	lt	30 000	27 000	27 000	41 850	25 000	27 000	32 000	53 000	32 856
	Basal	Phosphate fertilizers (Agriculture Bank)	bag(50 kg)	102 500	102 500	102 500	102 500	102 500	102 500		102 500	102 500
		Phosphate fertilizers (Local Market)	bag(50 kg)	150 000	311 000	311 900	300 000	236 667	311 700	321 500	125 000	258 471
		NPK (Local Market)	kg	30 000	36 000	36 900	30 690	36 667	36 700	37 250	50 000	36 776
Pesticides	Insecticide	(Dusts, Granules, Wettable powders)										
		Mythomel	kg	235 000	325 000	325 000	837 000	233 333	325 000	205 000	390 000	359 417
		Acetamidrid	kg	170 300	226 000	226 900	305 850	138 333	226 700	205 000	295 000	224 260
		(Liquids)										
		Dimethoate	lt	140 600	183 000	183 900	200 000	128 333	183 700	170 000	215 000	175 567
		Delta Methrin	lt	165 400	183 000	183 900	240 000	135 000	183 700	163 750	235 000	186 219
	Fungicide	(Dusts, Granules or Wettable powders)										
		Thiophanate-methyl	kg	185 200	301 000	301 900	290 000	130 000	301 700	191 250	290 000	248 881
		Trifloxystrobin	kg	146 000	311 000	311 900	1 785 600	270 000	311 700	350 000		498 029
		(Liquids)										
		Propamocarb Hydrochloride	lt	143 000	222 000	222 900	212 000	101 667	222 700	224 500	220 000	196 096
		Herbicide	(Dusts, Granules or Wettable powders)									
	sulfonyl urea		kg	265 000	346 000	346 900	153 450	483 333	346 700	180 333	235 000	294 590
	Glyphosate Equivalent		kg	135 200	196 000	196 900	185 000	100 000	196 700			168 300
	(Liquids)											
glyphosate	lt		125 800	134 000	134 900	120 000	106 667	134 700	135 000	122 000	126 633	
Haloxypop-R-methyl	lt		156 000	246 000	246 900	240 000	158 333	246 700	270 000	232 000	224 492	
Trifluralin	lt	116 000	181 000	181 900	175 000	88 333	181 700	142 000	173 000	154 867		

Livestock feed

In October 2023, the availability of various types of fodder was like the previous month, and fodder prices saw marginal shift due to the general stability of the informal exchange rate. Some slight decreases were recorded for barley (1 percent m-o-m), soyabean meal (6 percent m-o-m) and maize and crop residue (3 percent m-o-m). While wheat straw and poultry feed for egg production remained constant. Wheat bran, cotton meal, poultry feed for meat production and cattle feed recorded slight price increases of 6, 1, 4 and 3 percent m-o-m respectively.



Barley grain

1M: -1 LM:3 478
6M: 17 1Y: 21

SYP/kg



Maize

1M: -3 LM:4 233
6M: 16 1Y:37

SYP/kg



Cottonseed meal

1M: 1 LM:7 773
6M: 47 1Y: 74

SYP/kg



Wheat bran

1M: 6 LM:1 884
6M: 25 1Y: 28

SYP/kg



wheat straw

1M: 1 LM:775
6M: 35 1Y: 18

SYP/kg



Crop residues

1M: -3 LM:960
6M: 8 1Y: -5

SYP/kg



Soybean meal

1M: -6 LM:8 338
6M: 33 1Y: 53

SYP/kg



Poultry feed for Meat production

1M: 5 LM:8 205
6M: 25 1Y: 43

SYP/kg



Poultry feed for Egg production

1M: 1 LM:8 217
6M: 22 1Y: 53

SYP/kg



Cattle feed

1M: 3 LM:5 095
6M: 20 1Y: 42

SYP/kg

1M: % Current Month Vs. Same Month Previous year in LM

LM: The price in Local Market in SYP

1Y: % Current Month Vs. Previous year in LM

6M: % Current Month Vs. 6 Months Before in LM

Live Animals



Sheep SYP/kg

1M: -2 LM:50 419
3M: 3 1Y: 58



Sheep female SYP/Head

1M:7 LM:1 768 250
3M: 18 1Y: 86



Calf SYP/Kg

1M:3 LM:47 763
3M: 8 1Y: 63



Dairy Cow SYP/Head

1M:28 LM:25 937 967
3M:59 1Y: 170

1M: % Current Month Vs. Previous Month in LM

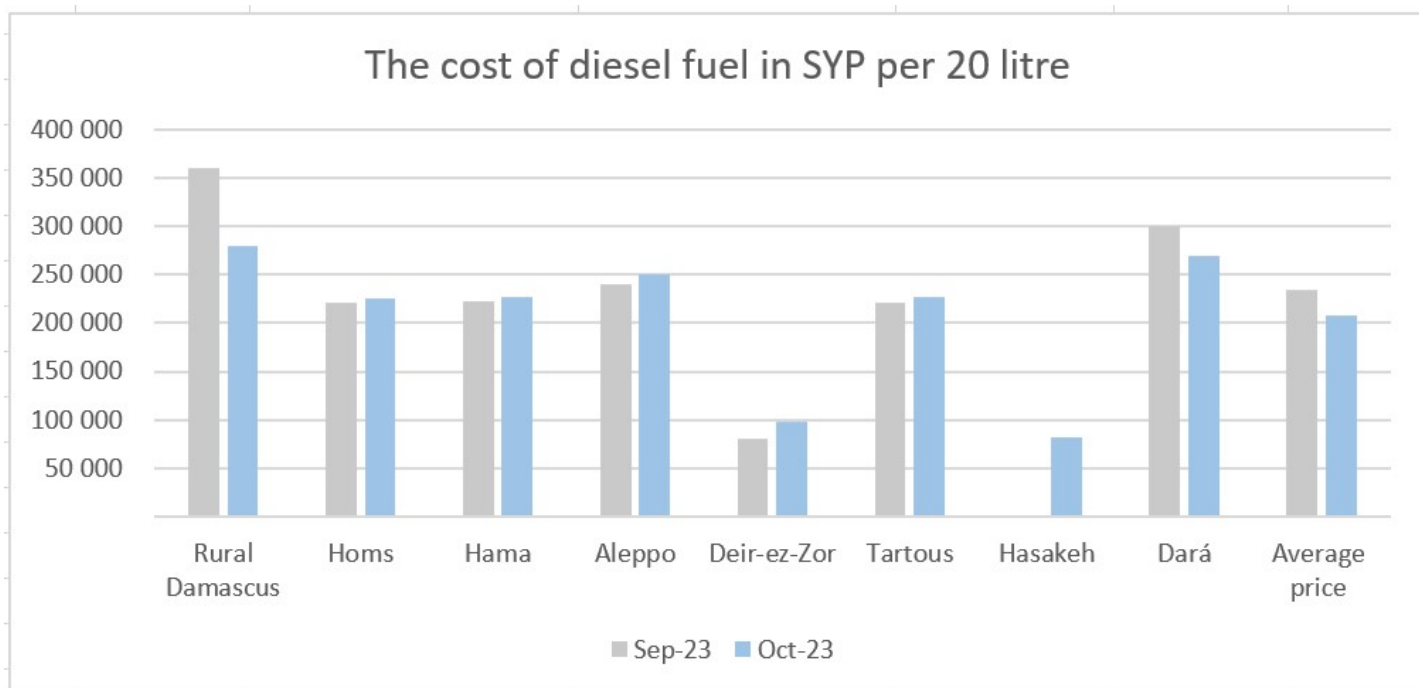
LM: The price in Local Market in SYP

Y1: % Current Month Vs. Same Month in Previous Year

3M: % Current Month Vs. 3 Months Before in LM

Diesel Fuel (20 liters)

In October 2023, after a month of applying the new official price, the informal price of diesel fuel decreased by 11 percent m-o-m reaching 207 554 SYP per 20 litres. The decrease in the informal diesel price is likely due to the application of the new official price, the low demand on machinery and supplementary irrigation during this reporting period for agriculture. FAO will continue to closely monitor price trends of energy sources for agricultural purposes.



Food Items

In October 2023, food items were available across all monitored governorates but the price trends for various food commodities varied. Slight increases were recorded for flour, sugar, egg, milk, chicken meat, fish and sunflower oil, and not exceeding 10 percent m-o-m. Moreover, moderate increases were recorded for rice and olive oil (14 and 15 percent m-o-m) respectively. Slight decreases were recorded for animal source food (ASFs) such as sheep meat (5 per cent m-o-m) and calf meat (3 per cent m-o-m). For vegetables such as tomatoes, potatoes and eggplants also recorded a slight decrease ranging between 1 to 4 percent m-o-m.

For a more detailed analysis of food commodities and market price trends, please refer to the WFP Market Price Bulletins for Syria, which can be found on the official Syria Food Security Cluster (FSC) website: <https://fscluster.org/syria/document/wfp-syria-price-bulletin-Septemebr-2023>

Items	M-O-M
Bread	↑ 3%
Flour	↑ 4%
Sugar	↑ 2%
Rice	↑ 15%
Olive oil	↑ 15%
Sunflower oil	↑ 7%
Cow Meat (Calf)	↓ -3%
Chicken Meat	↑ 5%
Sheep Meat	↓ -5%
Fish Meat /Sea	↑ 8%
Fish Meat /Rivers	↑ 10%
Eggs crate	↑ 5%
Sheep Milk	↑ 3%
Cow Milk	↑ 5%
Tomatoes	↓ -5%
Eggplant	↓ -3%
Potatoes	↓ -1%

1M: % Current Month Vs. Previous Month in LM

LM: The price in Local Market in SYP

Y1: % Current Month Vs. year before in LM

6M: % Current Month Vs. 6 Months Before in LM

Bread



SYP/kg

1M: 3 LM:370
6M: 23 1Y: 32

Rice



SYP/kg

1M: 15 LM:19 782
6M: 61 1Y: 106

Chicken Meat



SYP/kg

1M: 5 LM:40 200
6M: 34 1Y: 68

Sunflower oil



SYP/Litre

1M:7 LM:25 007
6M:25 1Y: 38

Flour



SYP/kg

1M: 4 LM:6 748
6M: 23 1Y: 43

Egg



SYP/(1800—2000)g

1M: 5 LM:57 949
6M: 69 1Y: 114

Cow Meat



SYP/kg

1M: -3 LM:111 217
6M: 39 1Y: 90

Tomato



SYP/kg

1M: -5 LM:4 730
6M: 48 1Y: 64

Sugar



SYP/kg

1M: 2 LM:14 850
6M: 30 1Y: 68

Cow milk



SYP/litre

1M:5 LM:6 231
6M: 40 1Y: 62

Sheep Meat



SYP/kg

1M: -5 LM:121 300
6M: 34 1Y: 81

olive oil



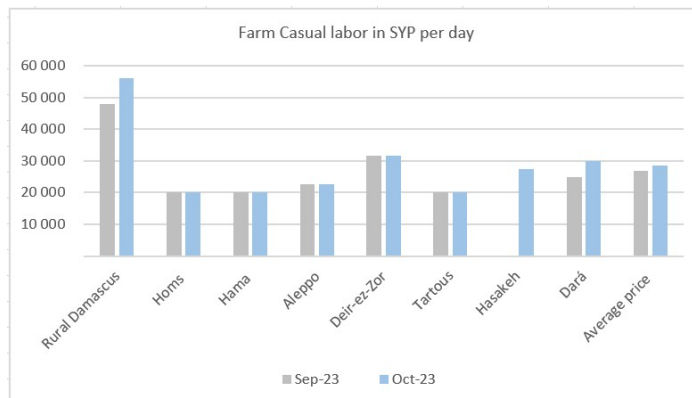
SYP/Litre

1M: 15 LM:65 278
6M: 54 1Y: 106

Other Factors

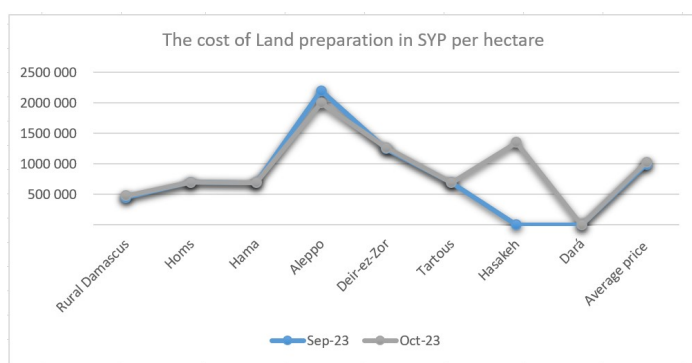
Farm Casual Labour and Wage

The average daily wage rate recorded in October 2023 for casual farm labour increased by 6 percent m-o-m, reaching 28 458 SYP per day. Despite relative stability in the farm casual labour market dynamics during this reporting period, the continued increase in wages for farm casual labour could be attributed to the local socio-economic situation. It is worth mentioning that the increase in the daily wage rate is not adequate to meet the daily cost of living for an average family.



Mechanized Farm Operations

In October 2023, the cost of hiring agricultural machinery services for land preparation recorded a slight increase of 2 percent m-o-m, reaching an average of 1 027 081 SYP per hectare. This limited increase can be attributed to the low demand and a general reduction in the cost of diesel fuel.



DISCLAIMER

The information in this bulletin comes from monthly market monitoring surveys conducted informally by FAO field staff. While FAO Syria strives to provide accurate and timely market information, there may be slight unintended technical or factual inaccuracies. Decisions based on information contained herein are the sole responsibility of the reader. All changes in market prices for the monitored agriculture inputs and commodities are in local Syrian currency (SYP). For further insights and analysis on food commodities, WFP also issues regular Market Price Bulletins for Syria and these can be found on the official Syria Food Security Cluster (FSC) website.

The boundaries and names shown and the designations used on these map (s) do not imply the expression of any opinion whatsoever on the part of FAO concerning the legal status of any country, territory, city or area or of its authorities, or concerning the delimitation of its frontiers and boundaries. Dashed lines on maps represent approximate border lines for which there may not yet be full agreement.

For more information, please contact:

FAO Representation in the Syrian Arab Republic

Email: FAO-SY@fao.org

Website: <https://www.fao.org/syria>

Food and Agriculture Organization of the United Nations

Damascus, Syria