

Yemen Emergency Food Security and Nutrition Assessment (EFSNA) - 2016

Preliminary Results for public release



YEMEN
FOOD SECURITY AND AGRICULTURE CLUSTER
Strengthening Humanitarian Response

Prepared by: The technical team from the three UN agencies
26 January 2017

Content of presentation

- EFSNA process - an overview
- Preliminary results on key indicators
- Way forward

An Overview of the EFSNA Process

Objectives of the EFSNA

The main objectives of the EFSNA:

- Update/enhance the knowledge base on current Food Security, Agricultural Livelihoods and Nutritional status of the Yemeni population.
- Supporting the current 2017 YHRP and other country reports with updated data for advocacy, fundraising, implementation.
- Use results as benchmark for programme monitoring and evaluation.

EFSNA Implementation Modalities

- Overall coordination and guidance by MoPIC- chaired steering committee (Vice minister)
- Provision of technical direction headed by Deputy minister Led/implemented by the three Sister UN Agencies (WFP, UNICEF and FAO) through coordination of the FSAC
- In close collaboration with all the relevant government authorities and ministries (CSO, MoPHP, and MOAI)
- Support and facilitation by relevant authorities at all levels

EFSNA Scope/Methodology

- Geographic coverage of the EFSNA - 20 governorates
- Sources of data:
 - Primary data - household sample surveys, anthropometric measurements, key informant interviews, FGDs, etc.
 - Secondary data - UNICEF/MoPHP SMART surveys; WFP market bulletins; FAO-FSIS/FSTS market bulletins; MoPIC's YSEU, FSAC Partners Food Security and Agriculture reports; Nutrition Cluster Partners reports, governorate level data etc.
 - Data collected - Demography & Displacements, Food Security, Livelihoods, Agriculture, Nutrition, Mortality, Humanitarian Assistance, etc.

EFSNA Scope/Methodology (Cont'd)

- Study Population - Urban & Rural HHs
- Sampling design - Two stage stratified random cluster sampling (Cluster/EA & HH level)
- Assessment Framework - CSO/CFSS 2014
- Parameters considered in sampling - Agro-Ecological zones, urban/rural, governorates
- Sample Size:
 - Total of 7,200 HH (360 HH per governorate)
 - 600 Clusters/ EA (30 Clusters/EA per governorate)
 - 12 HH randomly selected per Cluster/EA

EFSNA Logistics

- All EFSNA logistics and administrative aspects handled by a Service Provider
- All EFSNA Technical aspects handled by the Technical Committee
- Two operation centers were established - one in Sana'a and another in Aden
 - Technical team from the three UN agencies, MoPIC, CSO, MoAI, MoPHP, with facilitation by Mol, NS
 - provide continuous technical support to the assessment teams
 - ensure the quality of the data interactively

EFSNA Logistics (Cont'd)

- Assessment Teams - 120 - 420 Staff
 - 20 Governorate Supervisors, 120 Team Leaders, 40 Data entry Technicians, 240 Enumerators
- Training in three hubs:
 - Sana'a hub - Sana'a, Amanat Al Asimah, Sa'ada, Al Jawf, Amran, Marib, Dhamar, Al Bayda, Al Mahwit, Hajjah
 - Al Hudaydah Hub - Al Hudaydah, Raymah, Taizz, Ibb
 - Aden Hub - Aden, Lahj, Hadhramaut, Abyan, Al Dhale'e, Shabwah
- One day orientation for DGs from 20 governorates (CSO, MOPHP, MOAI, MoPIC)

EFSNA Timelines

- Training of assessment team - 6th to 10th November 2016
- Data collection - 12-25 November 2016
 - 18 out of planned 20 governorates completed
 - Taiz data collection not completed fully - included in the preliminary results using some adjustment factors
 - Sa'ada yet to be done (discussion ongoing) - several secondary information sources used and included in the preliminary results
- Data cleaning and consolidation - December 2016
- Data cleaning and preliminary analysis (January 2017):
 - Technical team from the three UN agencies involved
 - CSO representatives participated
- Preliminary findings were planned for mid-December 2016 (but delayed due to several challenges)

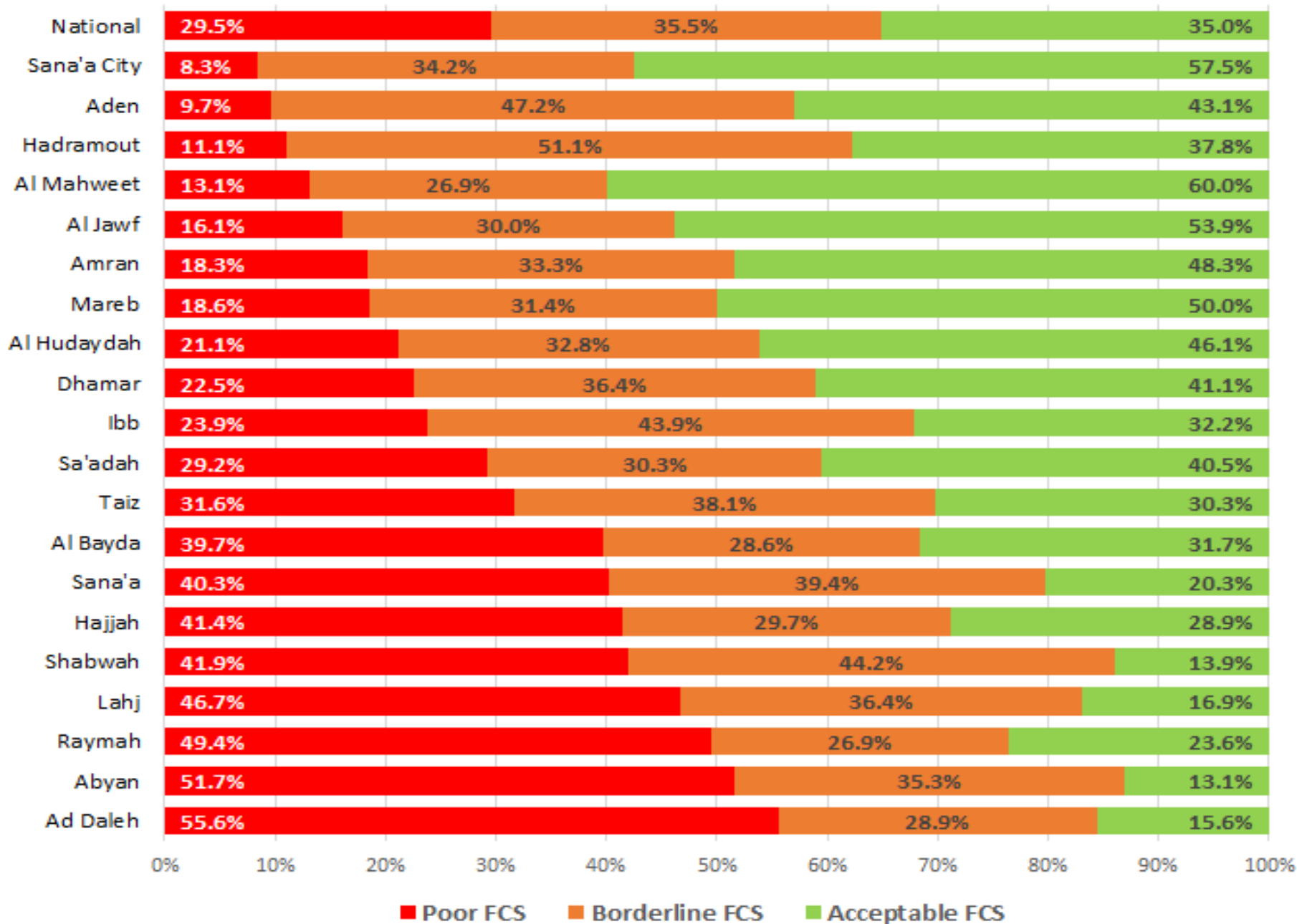
Preliminary Results on selected Key Indicators

Important Note!!!

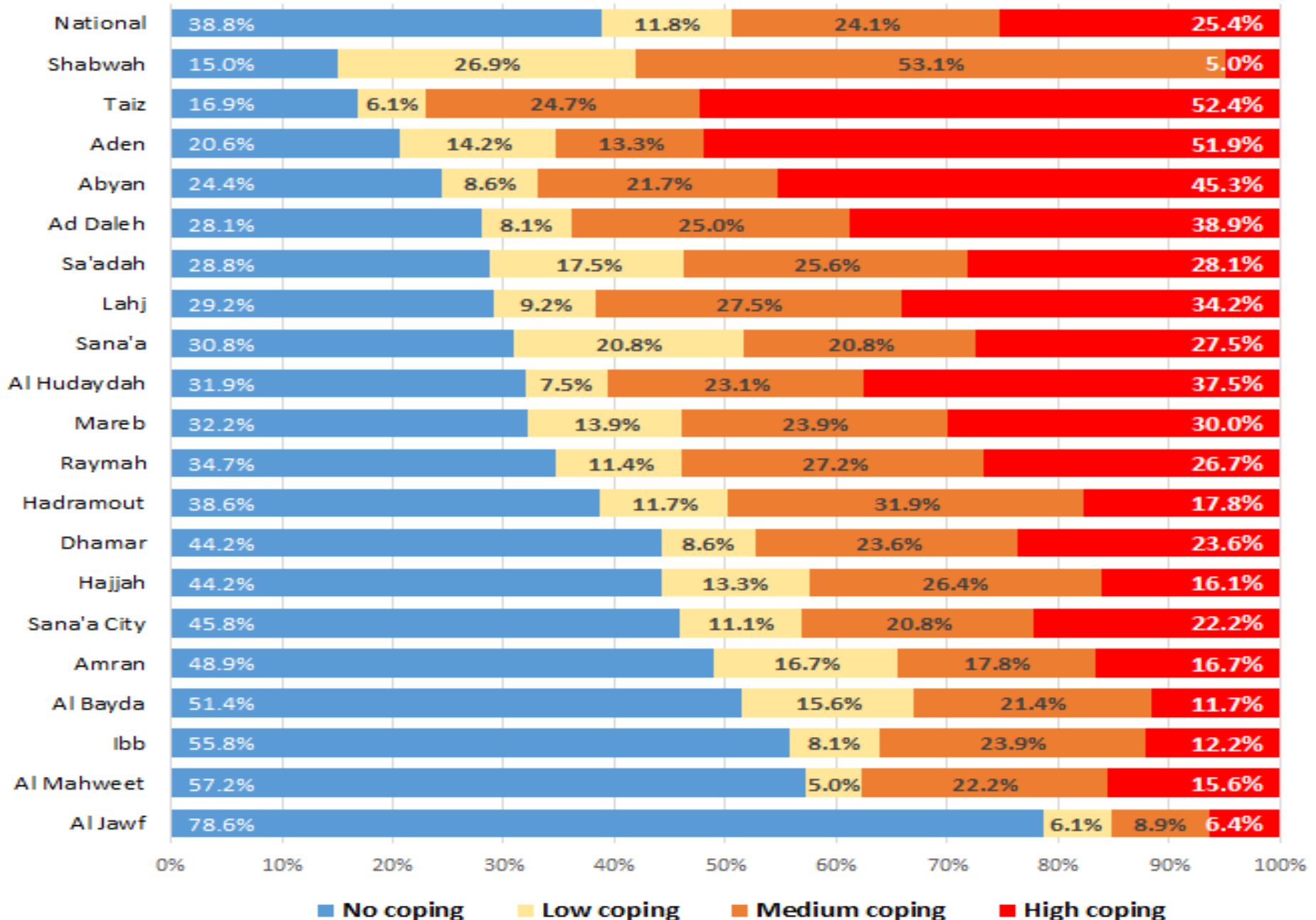
The preliminary EFSNA results being presented today are just initial findings contingent on further changes as the data for Taiz is incomplete and needs adjustment; while the results for Sa'ada are based on secondary data and will be replaced with current actual primary data to be collected in the coming weeks when the situation on the ground permits.

Food Security

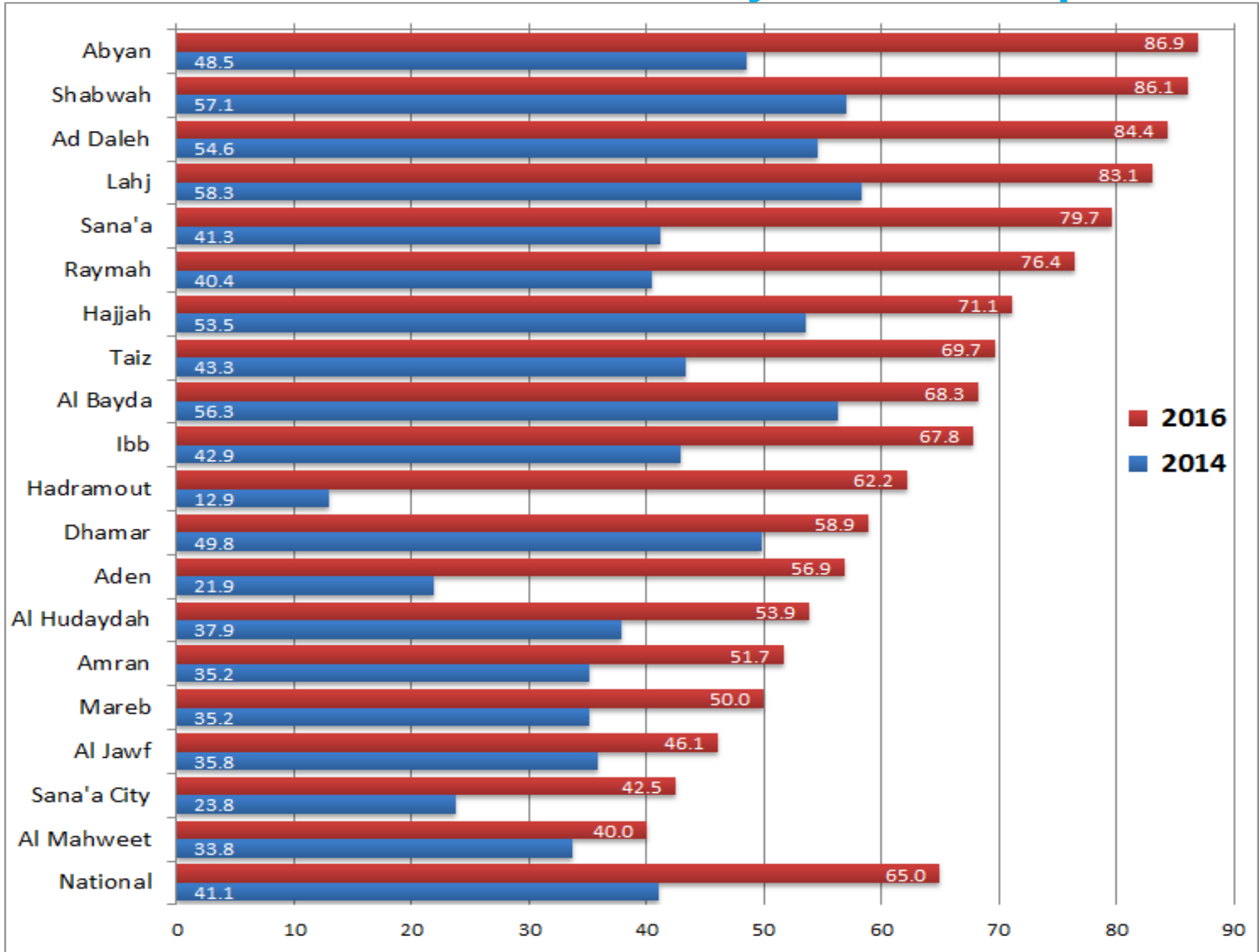
Food Security: Households by FCS Group



HHs with level of negative coping strategies



Prevalence of food insecurity - 2016 vs pre-crisis



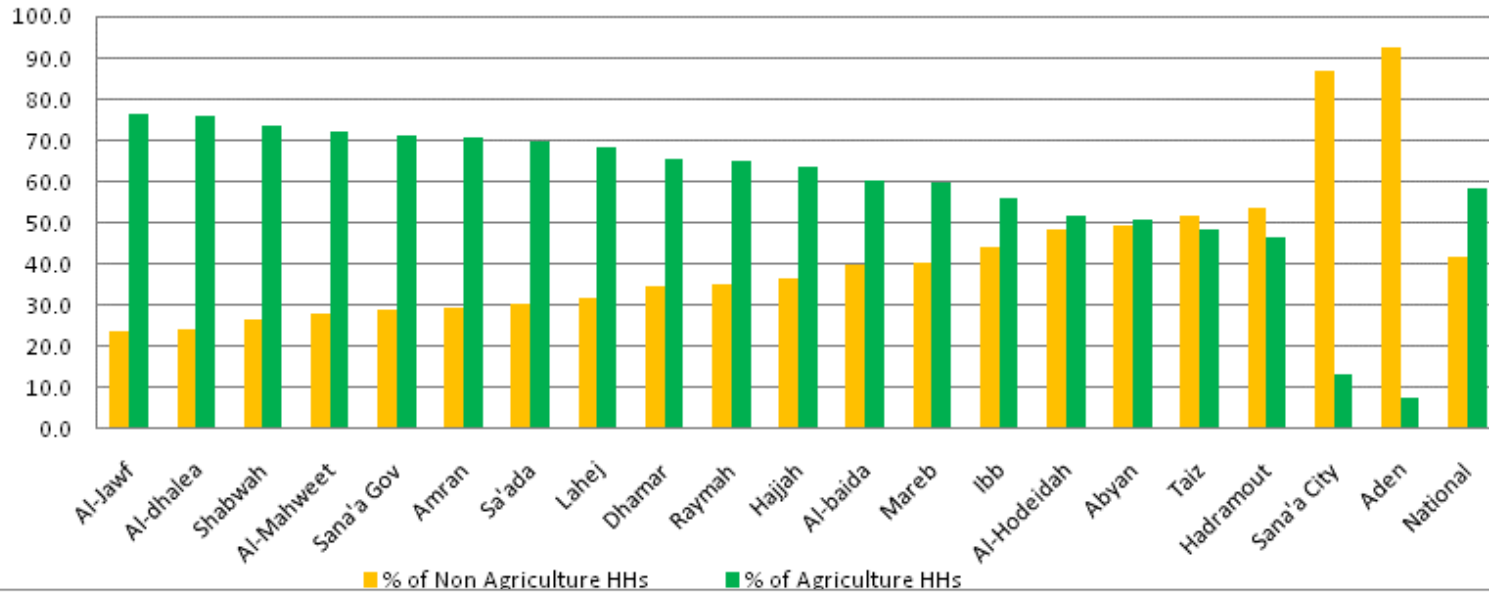
Key food security related findings

- Nationwide, 65% of Yemeni households now estimated to be food insecure (of which nearly 30% severely), compared to 41% during pre-crisis period (2014).
- About 7.3 million people are anticipated to require emergency food assistance (including the three governorates not covered by the EFSNA - Sa'ada, Al Mahra and Soqatra).
- Total food insecure population estimated to be over 17 million and lower number of severely food insecure people attributed to the ongoing emergency food assistance which helps to stabilize the situation.
- Over 80% of Yemenis are found indebted, more than 50% of households buying food on credit.
- Over 60% of the households are employing consumption related negative coping mechanisms.
- About 75% of the HHs reported as facing much worse economic situation now compared to pre-crisis.
- According to CSO's CPI data, cost of living is now 40% higher than pre-crisis period, amid income level seriously deteriorated due to disruption of livelihoods and salaries of public employees not paid.

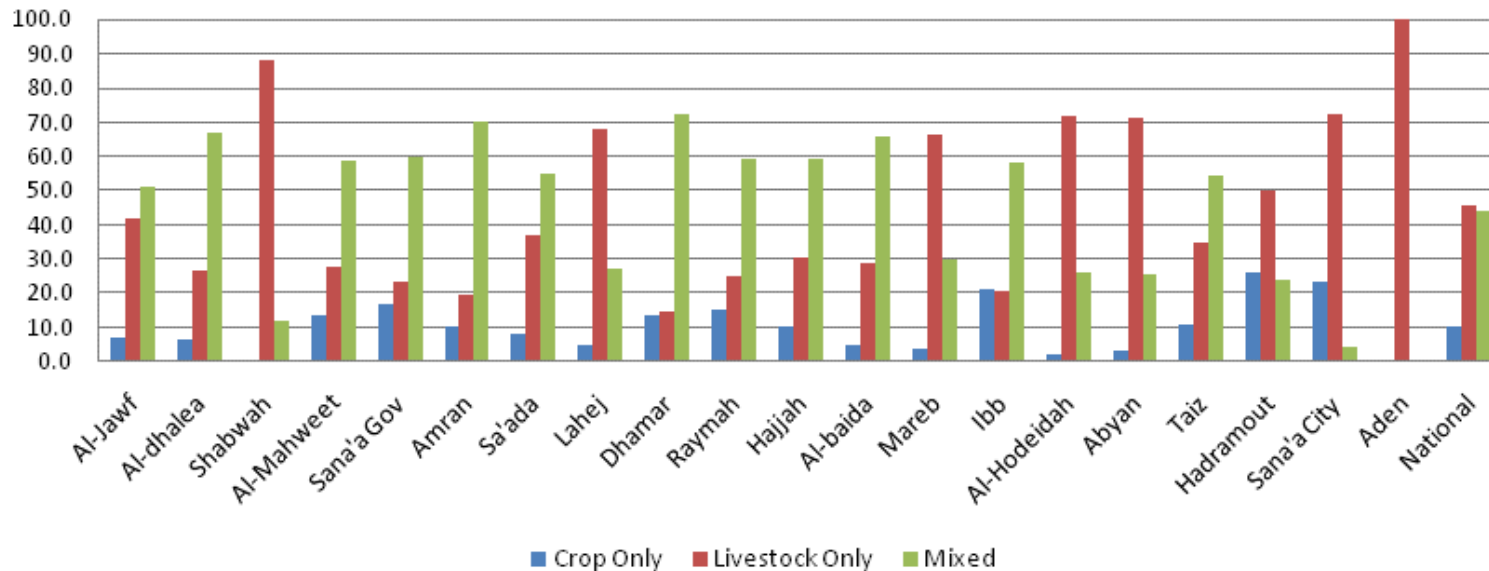
Agriculture

Key findings on Agricultural Livelihoods

Distribution of Agriculture HHs by Governorate



Agriculture Farming System by Governorate



Agriculture is the backbone for at least 60% of all Yemeni households: majority engaged in mixed farming

Key findings on Agricultural Livelihoods (cont'd)

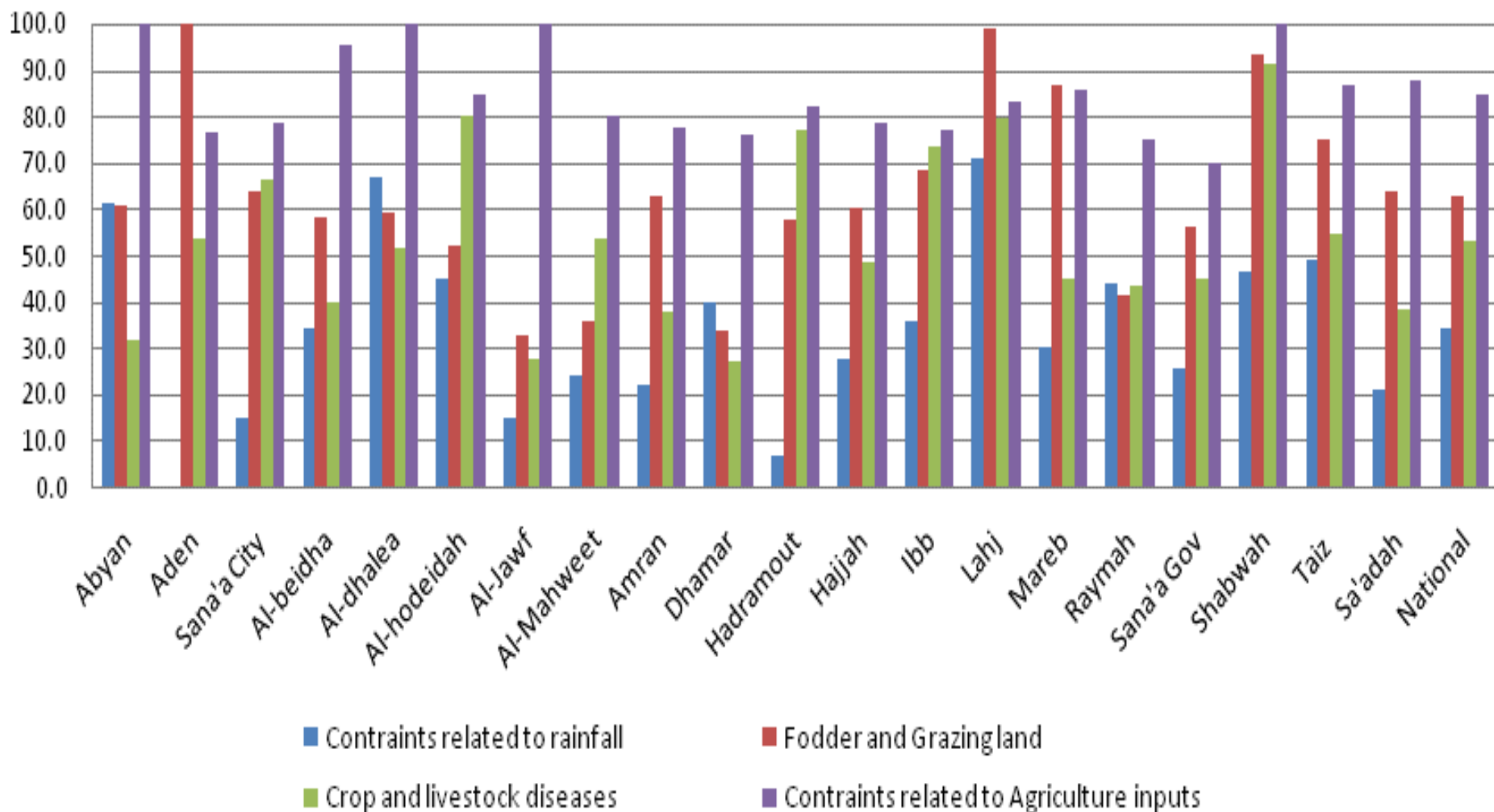
- **Agriculture is the back bone for at least 60% of all Yemeni households**
- Almost 600,000 Agricultural households (40% of all agricultural HHs) faced decreased production of cereals in 2016 compared to pre-crisis period
- Key constraints that affected agricultural production in 2016
 - Almost 1.3 million households engaged in Agriculture (85% of HHs) lack access to critical agricultural inputs (seeds, fertilizer and fuel for irrigation etc.) and need emergency agricultural inputs support
 - Almost 860,000 households engaged in livestock production (64% of HHs) lack access to animal feed (e.g. fodder, concentrate, mineral blocks etc.)
 - Over 800,000 households engaged in Agriculture (54% of HHs) are plagued by inadequate control of crop and livestock disease and require emergency protection and safeguarding of assets
 - Over 770,000 of households engaged in livestock production (52%) have been forced to sell livestock to cater for other household needs e.g. food, health etc.

Key findings on Agricultural Livelihoods (cont'd)

- Over 600,000 Agricultural Households (45% of the agricultural HHs) have had a drastic reduction in livestock numbers in 2016 compared to pre-crisis period mainly due to:
 - Distress selling to cover household needs e.g. food, health and other family needs
 - Death of animals due to diseases
 - Re-stocking and diversification of livelihoods is urgently needed to support the most affected households

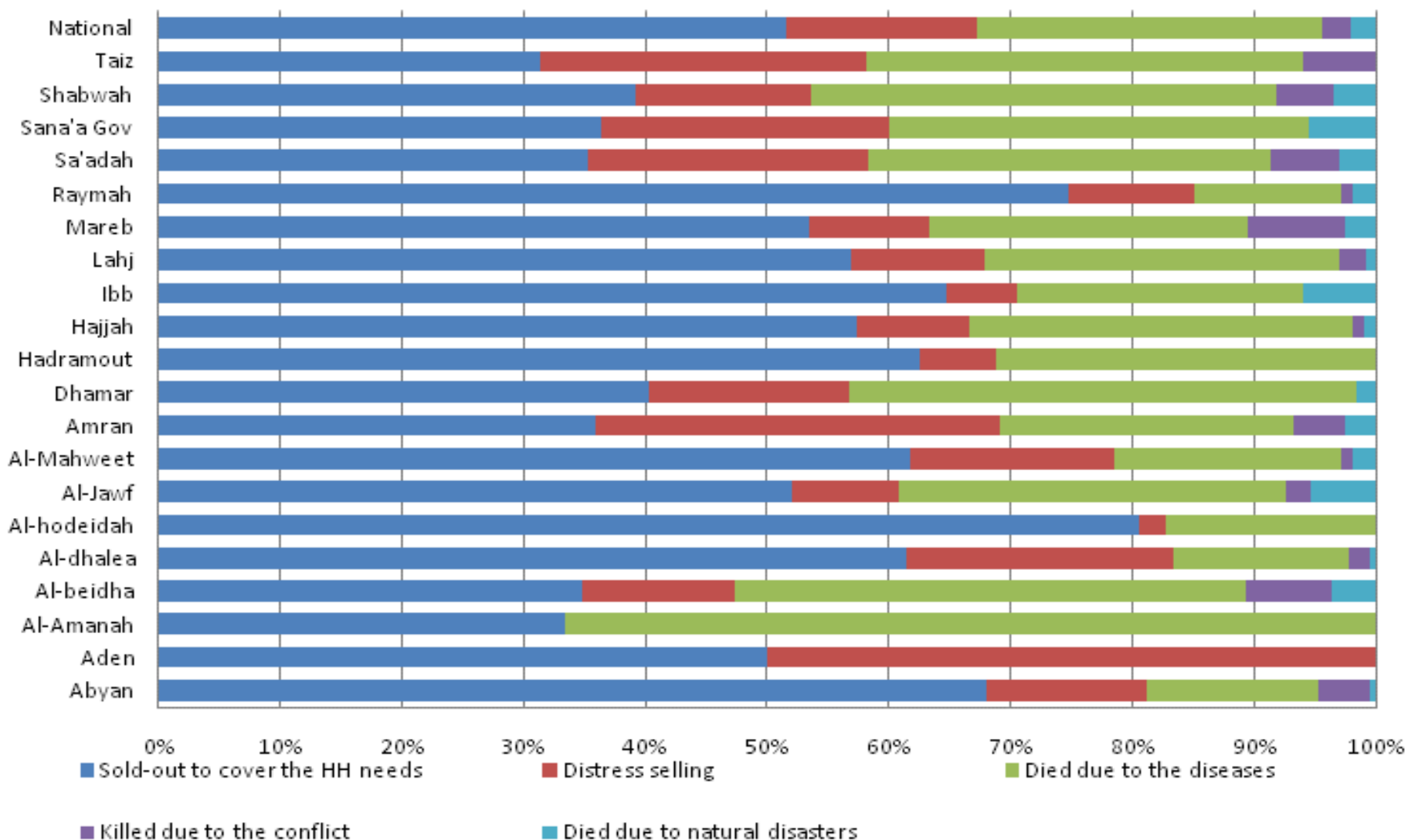
Key findings on Agricultural Livelihoods (cont'd)

Percentage of main constraints facing crop and livestock production in 2016



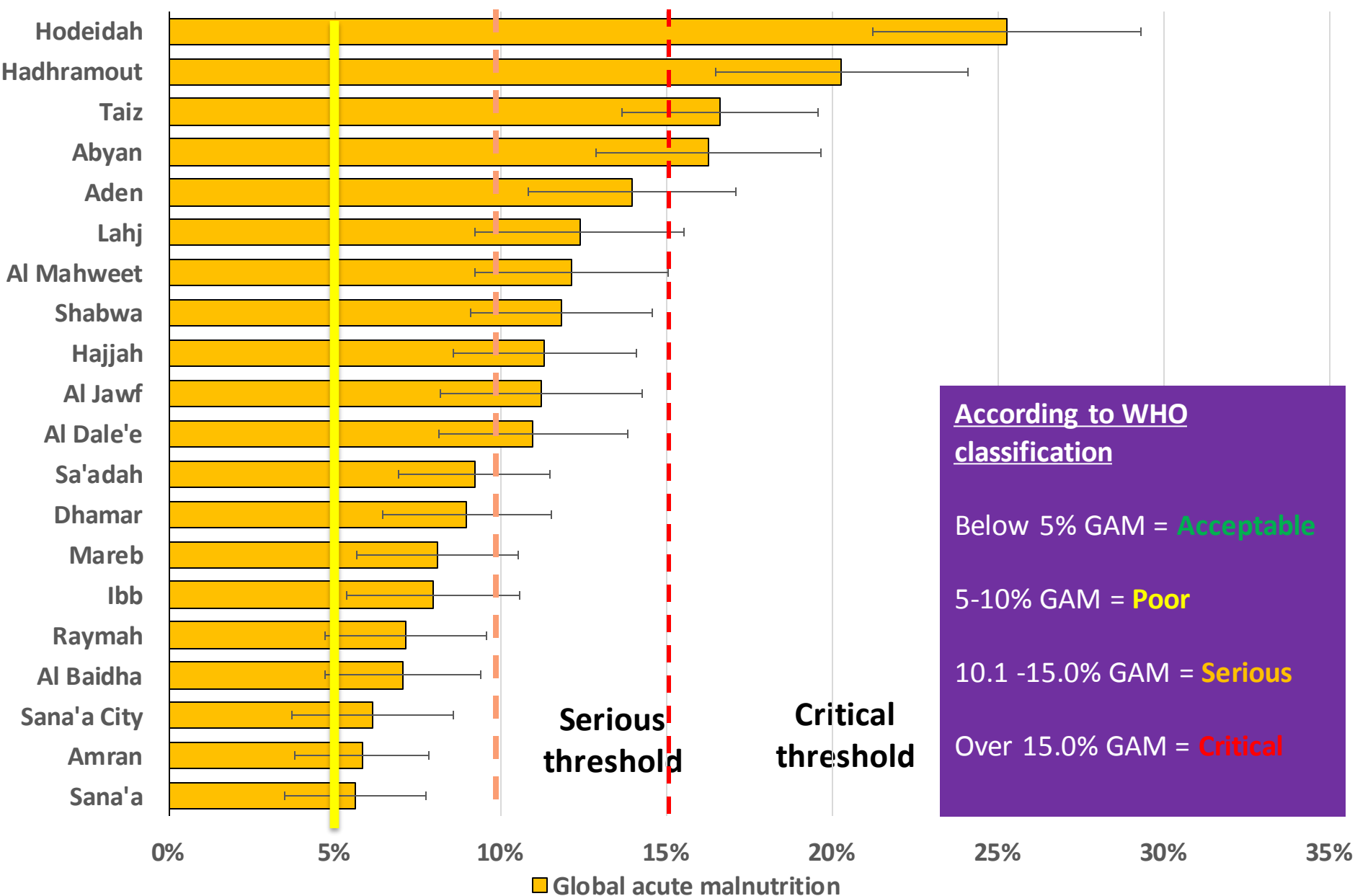
Key findings on Agricultural Livelihoods (cont'd)

Reasons for decrease of the livestock per governorate in 2016 compared to Pre crisis period



Nutrition

Key preliminary findings on Malnutrition – GAM Rates



Key preliminary findings on Malnutrition – (cont'd)

- Governorate level prevalence of acute and global malnutrition among children aged 6 to 59 months calculated based on the EFSNA data covering 18 governorates.
- WHZ criteria and/or oedema existence is used to estimate the prevalence rates.
- For Taiz and Sa'ada, the GAM rates were calculated based on the weighted analysis of the SMART surveys conducted in these two governorates in May 2016.

Key preliminary findings on Malnutrition – (cont'd)

- The findings clearly show the four governorates of **Hodeidah, Hadhramout, Taiz and Abyan** are exceeding the WHO '**critical**' threshold of the severity classification.
- 7 governorates (**Aden, Lahj, Al Mahweet, Shabwa, Hajjah, Al Jawf and Al Dhale'e**) are exceeding the '**serious**' threshold.
- It is highly expected for **Aden** to exceed the '**critical**' threshold and for **Sa'adah** and **Dhamar** to exceed the '**serious**' threshold if situation deteriorates

EFSNA Way Forward

- Comprehensive analysis results anticipated to be completed by mid-February 2017 and will be used as input for the IPC
- Draft Report of the EFSNA - Expected by end of February 2017
- Final Report - expected by mid-March 2017

THANK YOU

