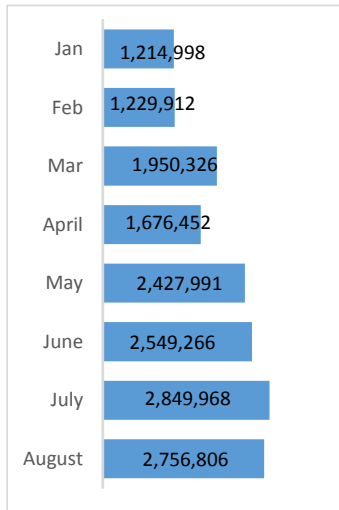


**IPC Situational Overview:** Food security in South Sudan has further deteriorated due to armed conflict, economic crisis, and structural cereal deficit. An estimated 6.0 million (50% of the population) people are severely food insecure in June-July 2017, compared to 5.5 million (45% of the population) people in May 2017. This is the greatest number of people ever to experience severe food insecurity (IPC Phases 3, 4 and 5) in South Sudan. Even though no county has been classified under famine (Phase 5) in this IPC update, the situation continues to be very critical. In June-July 2017, in addition to approximately 45,000 people estimated to be facing Humanitarian Catastrophe, an estimated 1.7 million people are likely to be facing food security emergency (IPC Phase 4) - one-step below Famine on the IPC scale. This is based on most likely assumptions of continued armed conflict, food shortages associated with seasonality, and humanitarian assistance delivery constraints. This projected number in June-July 2017 is up from 1.0 million projected for February – April period in the January IPC report (May IPC update).

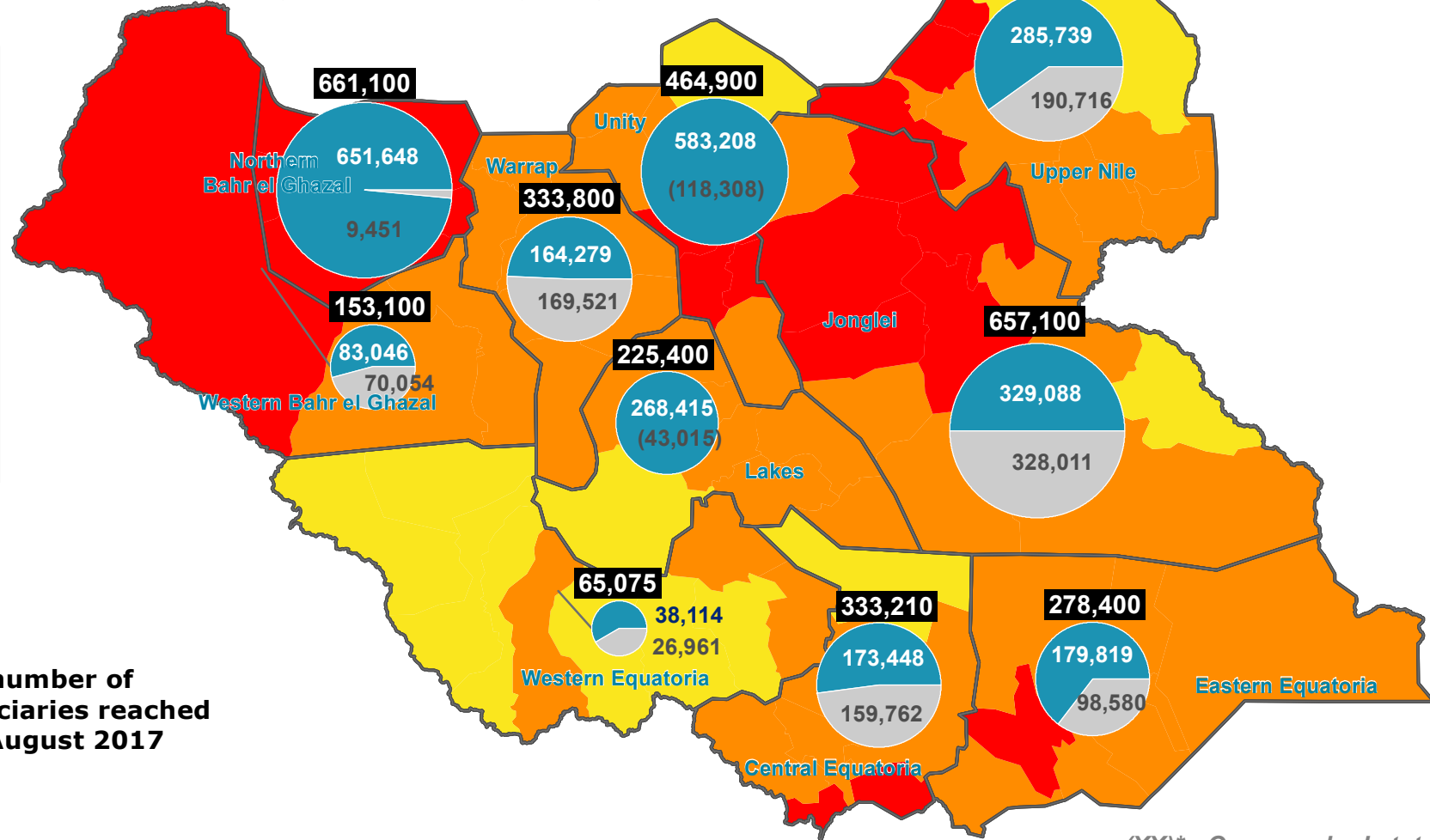
**Total number of beneficiaries reached as per month**



**2.75 M**

**Total number of beneficiaries reached as of August 2017**

\*Background map used in this product is based on June-July IPC (projection) as there was no IPC analysis for August 2017.



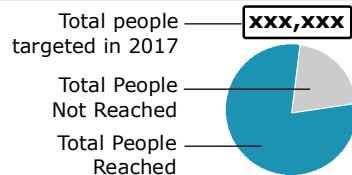
**Target People**

Improved Access to Food

**3.6 Million**

The figures on the charts include Refugee and POCs figures.

(XX)\* - Over-reached state



**IPC Food Security Classification (JJ 2017-Projection)\***

No Data	Crisis
Minimal	Emergency
Stressed	Famine

Date Created: 10 October 2017  
 Contact: [info.southsudan@foodsecuritycluster.net](mailto:info.southsudan@foodsecuritycluster.net)  
 Website: [www.foodsecuritycluster.net](http://www.foodsecuritycluster.net)  
 Prepared by: Shantosh Karki

Map Reference:  
 ISO\_FSC\_GapAnalysis\_A4L

The boundaries and names shown and the designations used on this map do not imply official endorsement or acceptance by the United Nations.

Data sources: WFP, FAO, FSLC Partners, IPC JJ 2017(Proj)