

Number of Targeted Beneficiaries Assisted by Region

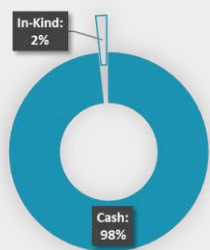


12 Partners Reported

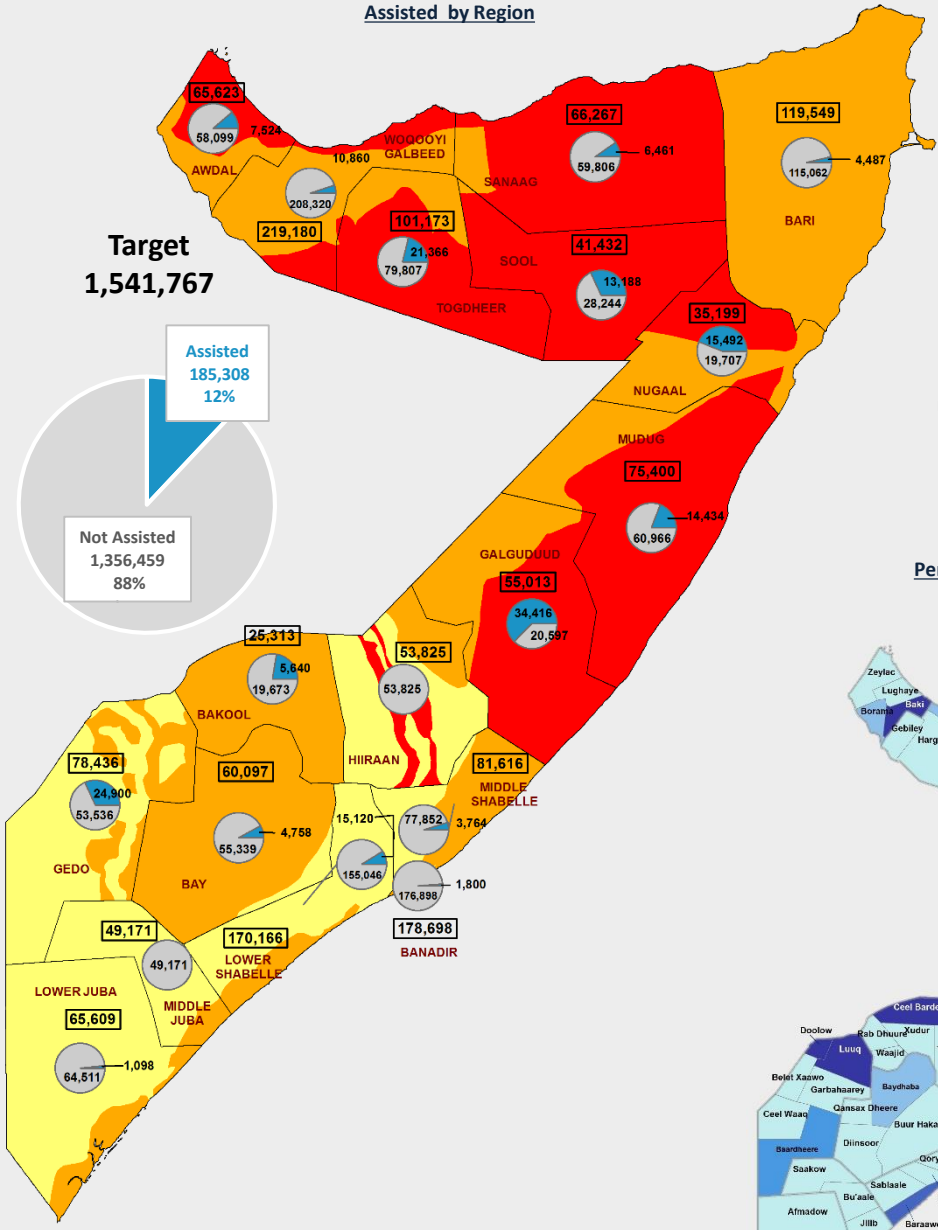
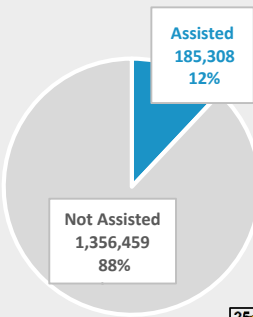
3,009,589 \$
Cash Transferred

Target
1,541,767

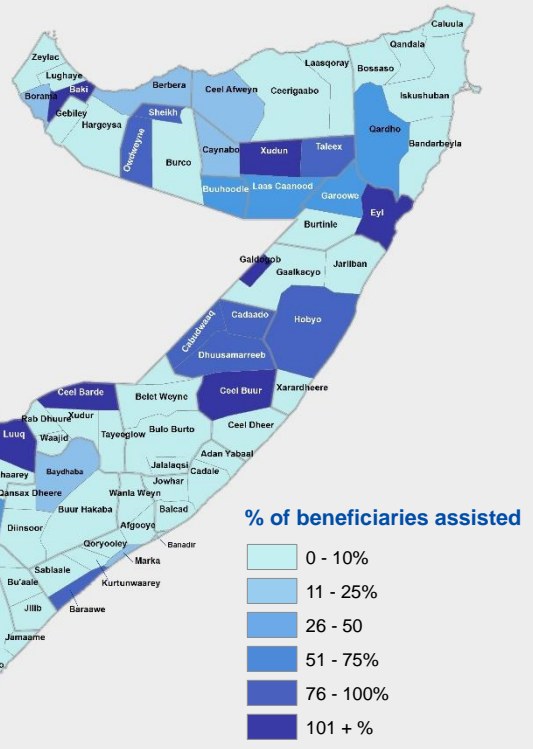
Activities by Modality



Beneficiary Numbers




Percentage of Targeted Beneficiaries Assisted per District



FSNAU Jilaal Assessment

- No Data
- Minimal
- Stressed
- Crisis
- Emergency
- Famine



NB: IPC Map revised seasonally based on outcome of FSNAU assessment results i.e. February and August

Strategic Objective 3 Update



This response is underwhelming and has reduced by 11,000 beneficiaries compared to Dec 2017.

Majority of the districts in Galgaduud have significant coverage in January while the rest of the responses are sporadically scattered throughout the country.

Three partners who have assisted about 82% of the total beneficiaries were FAO (70%), VSF-G (6%) and IRC (6%). The nine (9) remaining partners have provided assistance to 18% of the beneficiaries

People participating in the cash-for-work scheme at a camp for displaced people in Ainabo, Somaliland

Monthly Trend Line – Beneficiaries Assisted

