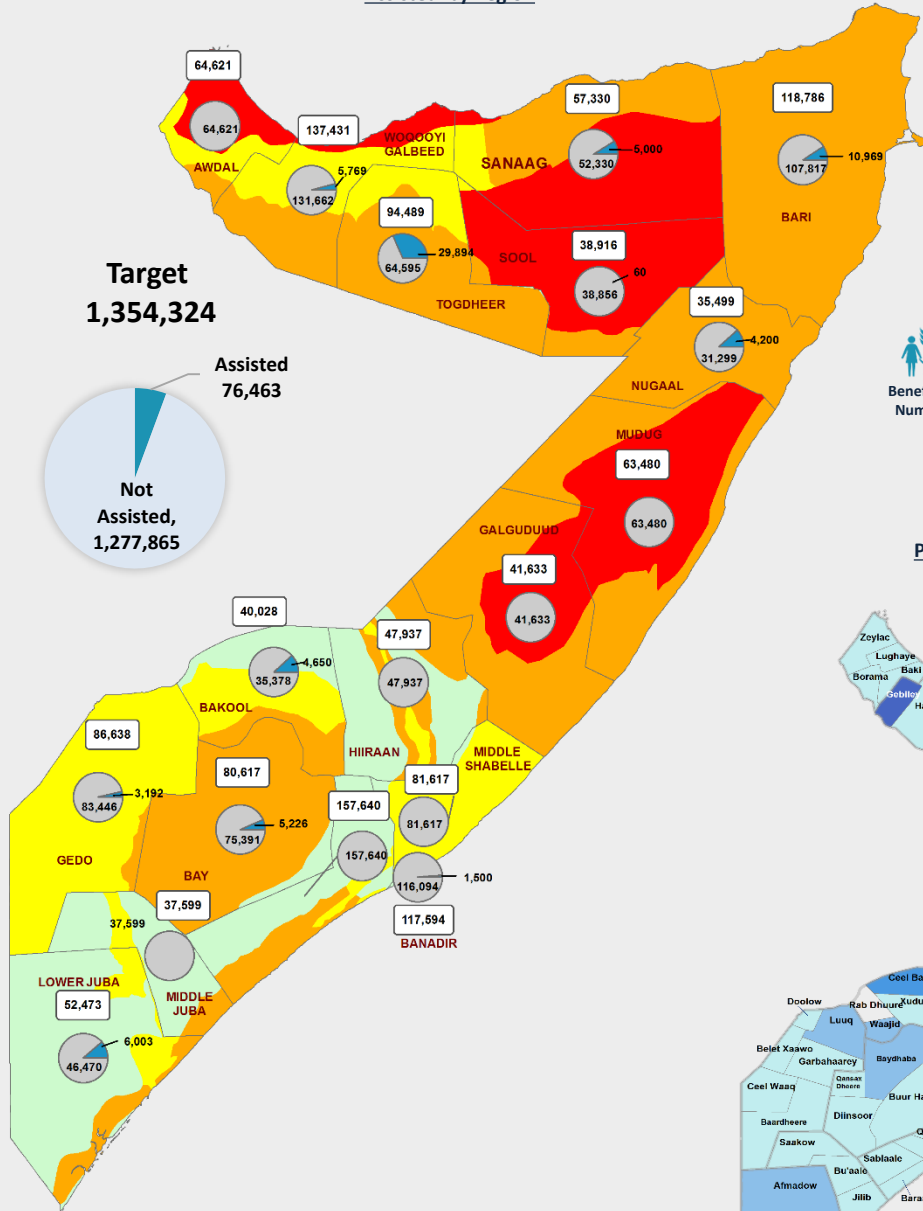


**Number of Targeted Beneficiaries Assisted by Region**



**Target**  
**1,354,324**

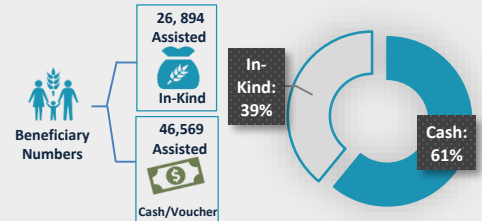
**Assisted**  
**76,463**

**Not Assisted**  
**1,277,865**

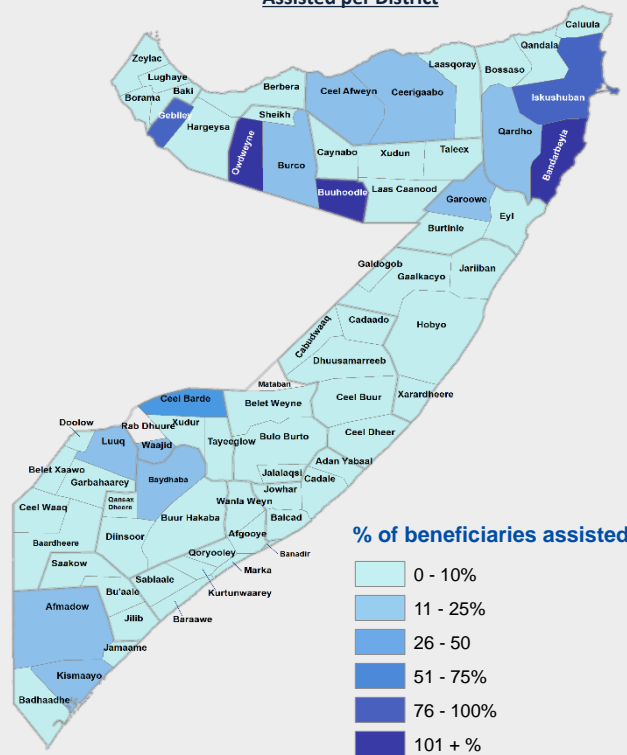
**13 Partners Reported**

**822,907 Cash Transferred**

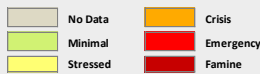
**Activities by Modality**



**Percentage of Targeted Beneficiaries Assisted per District**



**FSNAU Jiihaa Assessment**



**Total Beneficiaries targeted by Region**



NB: IPC Map revised seasonally based on outcome of FSNAU assessment results i.e. February and August

**Strategic Objective 3 Update**



Total beneficiaries assisted accounts for 6% of the monthly target which is way below the level of the need.

Cash for work, food for asset and training of farmers on good agricultural practice were the key activities of conditional transfer.

The three partners who have assisted about 64% of the total beneficiaries in conditional transfer assistance were CARE (34%), FAO (15%) and WVI (15%).

The remaining ten (10) partners have delivered assistance to 36% of the beneficiaries.

Photo Credit: ADESO

**Monthly Trend Line – Beneficiaries Assisted**

