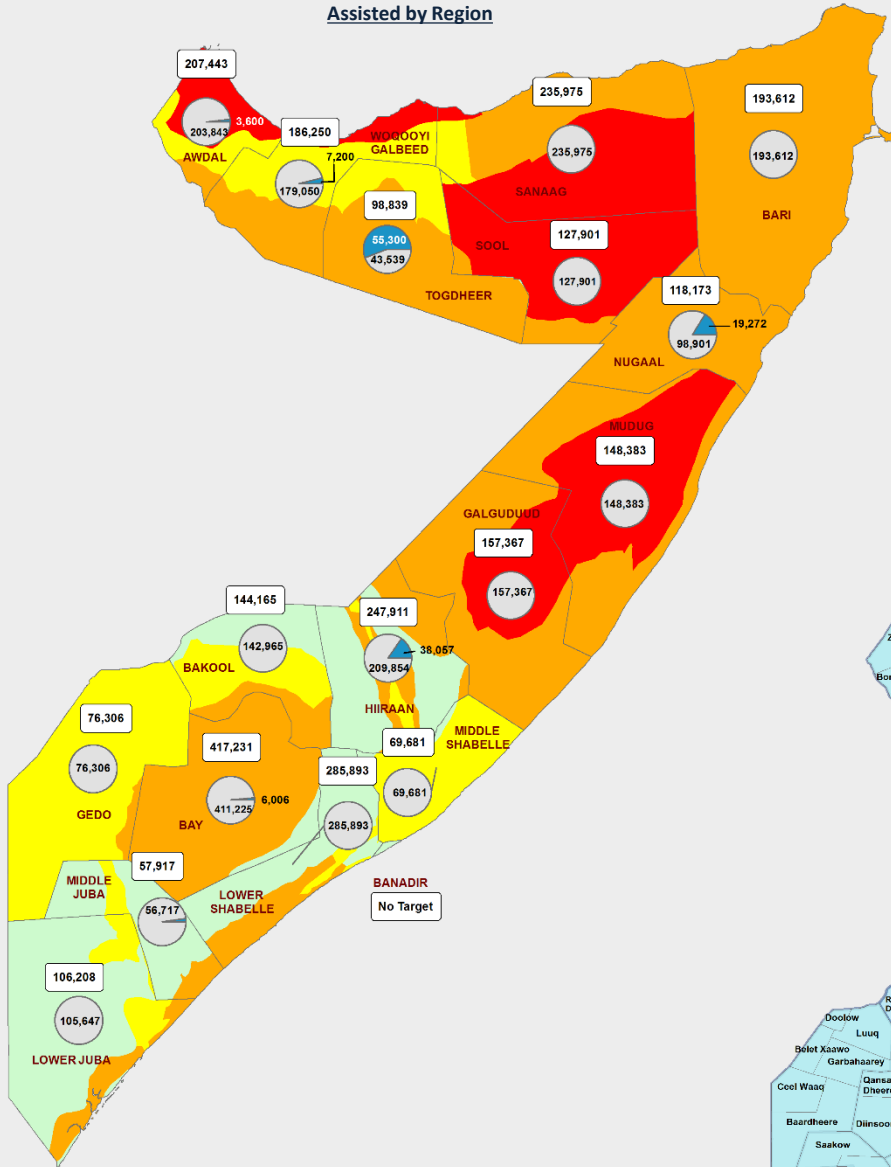
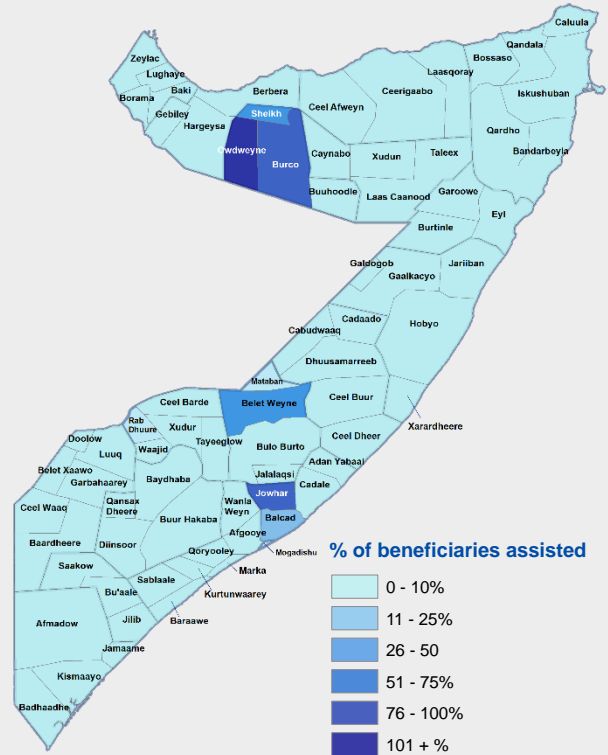




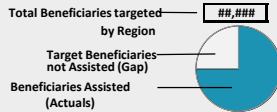
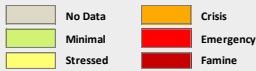
**Number of Targeted Beneficiaries Assisted by Region**



**Percentage of Targeted Beneficiaries Assisted per District**



IPC Acute Food Security Situation as per FSNAU Jilaaal Assessment



NB: IPC Map revised seasonally based on outcome of FSNAU assessment results i.e. February and August

**Strategic Objective 2 Update**



The FSC partners assisted about **44,716** beneficiaries in March alone and cumulatively **132,412** beneficiaries including last month.

This assistance only accounts for **5% out of 2,879,257** beneficiaries targeted for the seasonal support. The major components include (February and March) were agricultural input (seed and tools distribution), irrigation and tillage support.

The agricultural input assistance so far is not proportionate to the needs with the progression of the GU season.

FAO reached the highest number of beneficiaries assisted this month (**56%**) followed RI (**36%**). Mercy corps, WVI and Candlelight.

**Beneficiaries Assisted by Input type**

