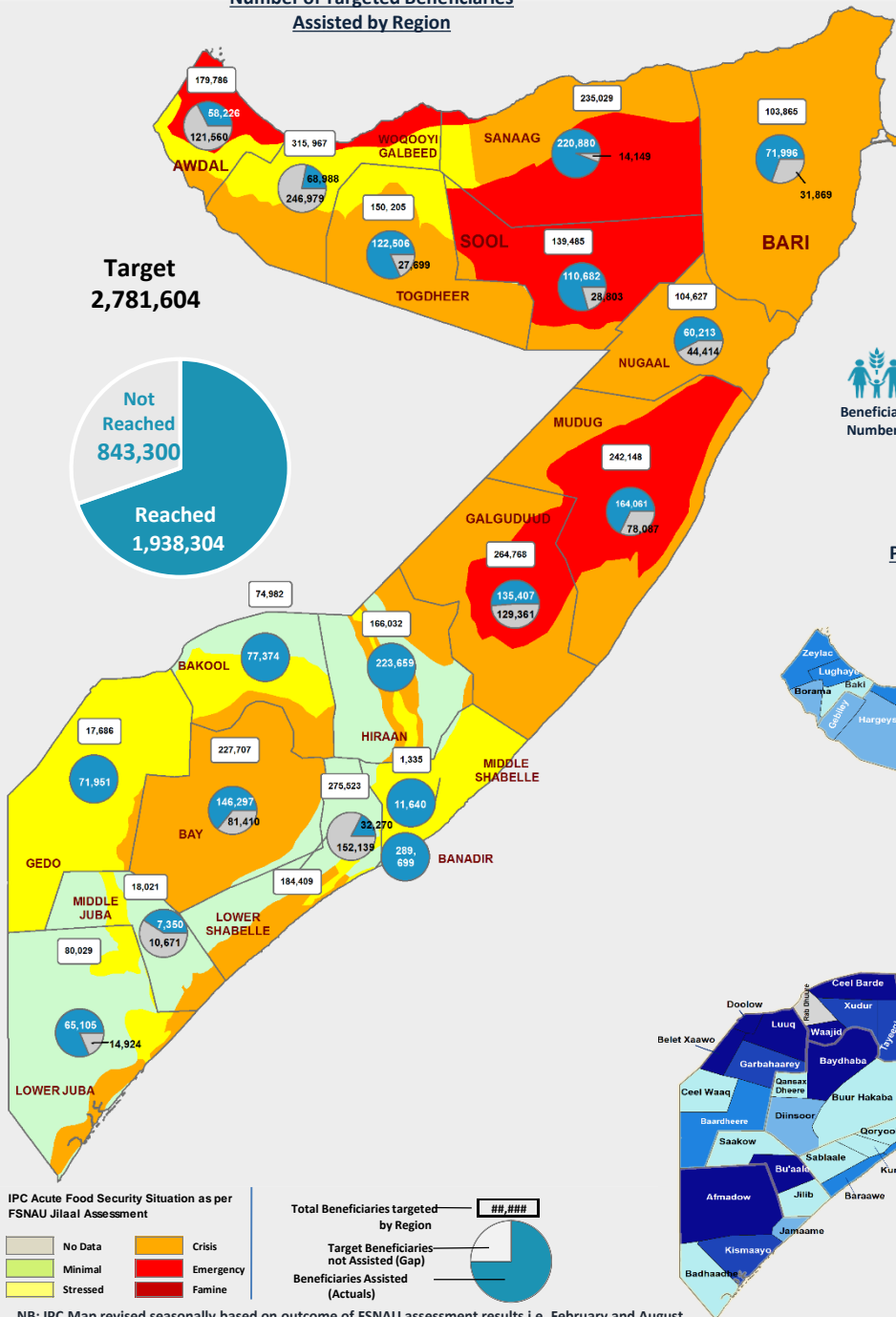


Number of Targeted Beneficiaries Assisted by Region



Target
2,781,604



14 Partners Reported



16,391,292
Cash/Vouchers Transferred

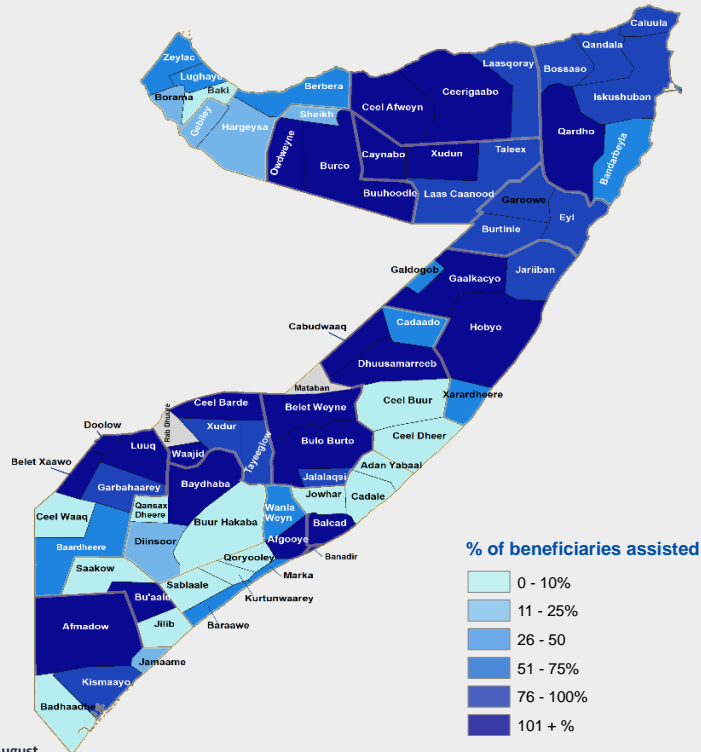
Activities by Modality



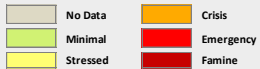
Beneficiary Numbers



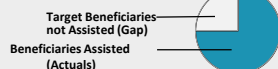
Percentage of Targeted Beneficiaries Assisted per District



IPC Acute Food Security Situation as per FSNAU Jilaa Assessment



Total Beneficiaries targeted by Region



NB: IPC Map revised seasonally based on outcome of FSNAU assessment results i.e. February and August

Strategic Objective 1 Update



Photo Credit: Islamic Relief

The IASN assistance overall increased by about 262,400 beneficiaries (16%) as compared to last month. This is a substantial increase (when compared to the previous month's responses) and is in line with the increased needs due to the ongoing flooding.

The regional level analysis indicates significant increase of up to 80% in Sool (LaasCaanood, Taleex, XudunCaynabo), Middle Shebelle (Balacad), Hiran (BeletWeyne, Buloburto, Jajalaqsi) and Sanaag (Ceerigaabo, CeelAfweyn, Badhan). These regions are of major concern for various reasons including the ongoing flooding, impact of the drought and decreasing level of humanitarian assistance based on reports of the proceeding two months.

WFP (63%), FAO (12%) and NRC (8%) jointly assisted 84% of the beneficiaries whilst the remaining 17% were assisted by eleven (11) organizations (ACTED, ADESO, COOPI, DRC, OTHER, MERCY CORPS, QATAR CHARITY, SCI, VSF-G, WARDI AND WORLD CONCERN).

Monthly Trend Line – Beneficiaries Assisted

