

**Top LGAs with IDPs number changes**

**Gujba**

Round 23  
**37,415**

Round 22  
**24,094**

↑ ↑ **Increment**

**Dikwa**

Round 23  
**72,426**

Round 22  
**60,448**

↑ ↑ **Increment**

**Maiduguri**

Round 23  
**24,094**

Round 22  
**37,415**

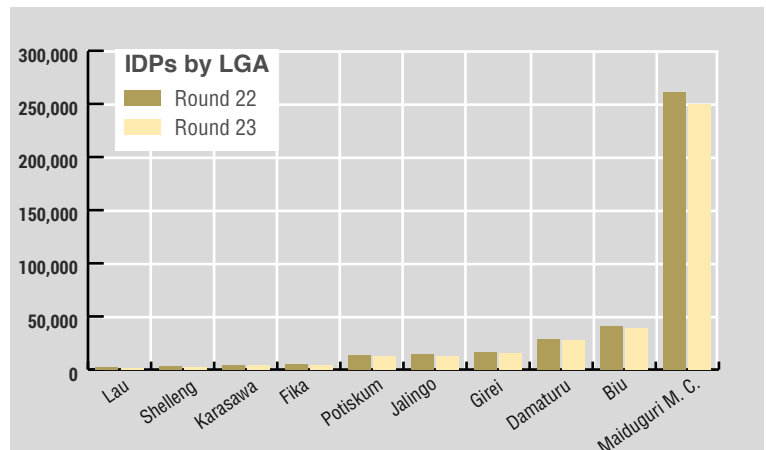
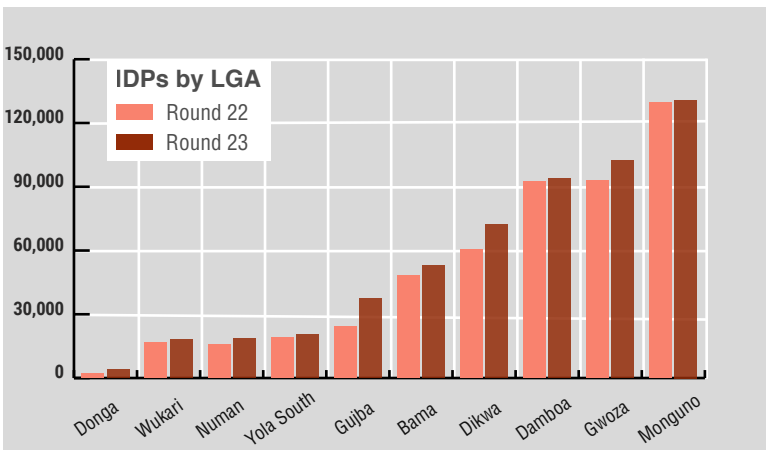
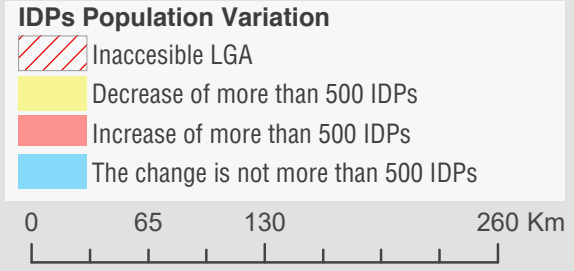
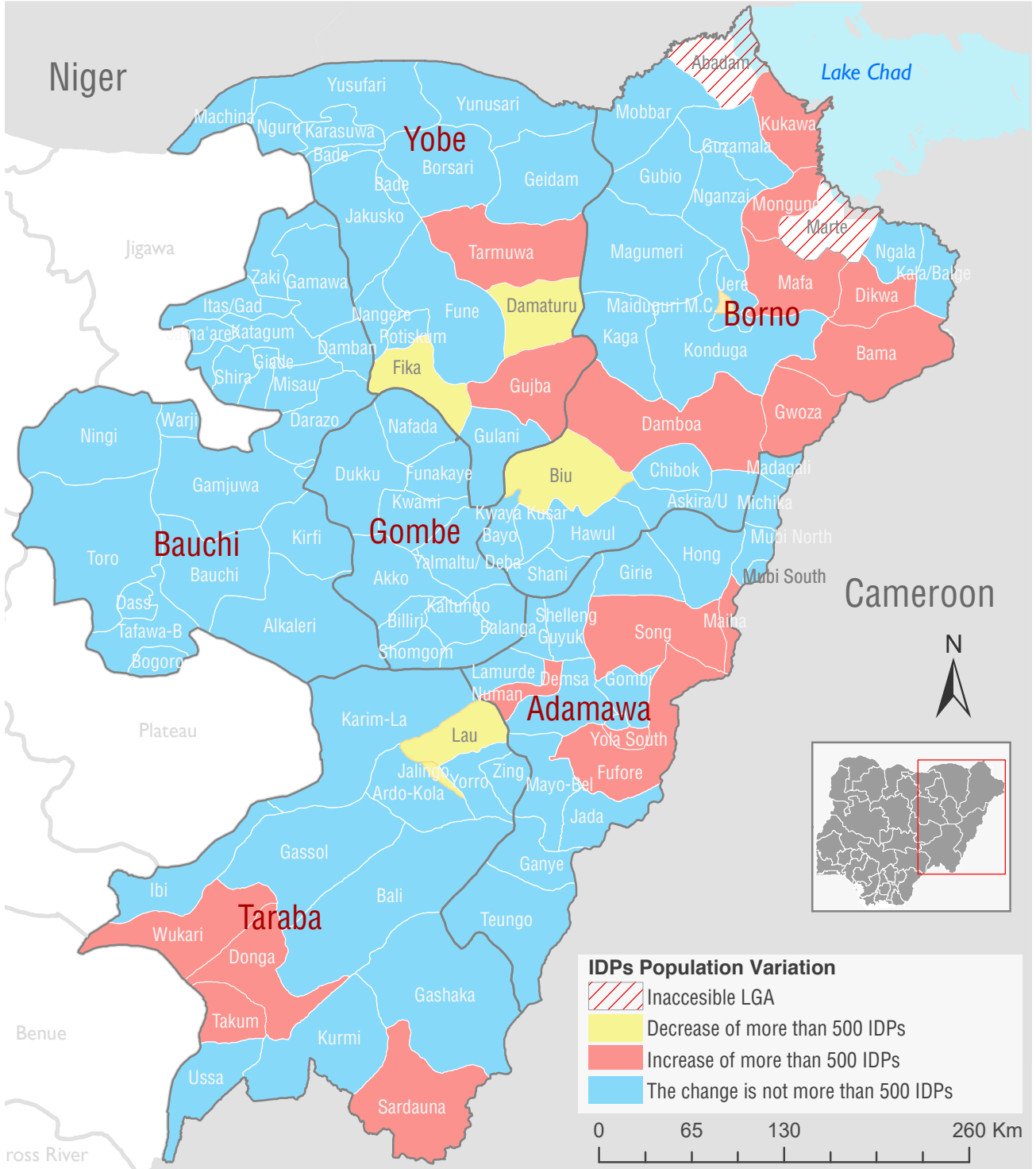
↓ ↓ **Reduction**

**Gwoza**

Round 23  
**102,451**

Round 22  
**93,049**

↑ ↑ **Increment**



Top LGAs with IDPs population increase; total increase between R 22 and R 23 is **+59,567** | Top LGAs with IDPs population decrease; total decrease between R 22 and R 23 is **-22,257**

The depiction and use of boundaries, geographic names, and related data shown on maps and included in this report are not warranted to be error free nor do they imply judgment on the legal status of any territory, or any endorsement or acceptance of such boundaries by IOM.