

UKRAINIAN CRISIS

Vulnerabilities, Needs and Conflict Incidents in Frontline Settlements

01 February 2024

Contents

Contents	1
Overview	3
How to use this Report	3
Information Sources	3
Overview: Concerns, Needs and Vulnerability Profile	5
Methodology	7
1. SAMPLING RAIONS	8
2. LITERATURE REVIEW	8
3. SAMPLING HSM RND. 13 DATA	8
4. COMPUTING INDICATORS FOR CONCERNS, NEEDS AND VULNERABILITY PROFILE	9
5. TRIANGULATING HSM RND. 13 DATA WITH OTHER DATASETS	9
Oblast Profiles	10
Dnipropetrovska Oblast	10
Donetska Oblast	13
Kharkivska Oblast	17
Khersonska Oblast	20
Mykolaivska Oblast	23
Sumska Oblast	25
Zaporizka Oblast	28
Raion Profiles	30
Dnipropetrovska	30
Kryvorizkyi Raion	30

Nikopolskyi Raion	35
Synelnykivskyi Raion	39
Donetska	44
Bakhmutskyi Raion	44
Kramatorskyi Raion	46
Pokrovskyi Raion	50
Volnovaskyi Raion	53
Kharkivska	56
Bohodukhivskyi Raion	56
Chuhivskyi Raion	59
Iziumskyi Raion	64
Kupianskyi Raion	69
Kharkivskyi Raion	72
Khersonska	77
Beryslavskyi Raion	77
Khersonskyi Raion	81
Mykolaivska	86
Mykolaivskyi Raion	86
Sumska	91
Konotopskyi Raion	91
Okhtyrskyi Raion	95
Shostkynskyi Raion	99
Sumskyi Raion	101
Zaporizka	106
Polohivskyi Raion	106
Vasylivskyi Raion	108
Zaporizkyi Raion	110
Annexes	115
ANNEX 1 – JMMI Raion Price Profile	115
Dnipropetrovska	115
Kharkivska	116
Khersonska	117
Mykolaivska	118
Sumska	118
Zaporizka	119
ANNEX 2 – Sampled Raions per Oblast	120
Acknowledgements	120

Overview

How to use this Report

This report has compiled and compared data from the REACH's [Humanitarian Situation Monitoring \(HSM\) round 13](#), REACH's: [Joint Market Monitoring Initiative \(Round 19\)](#) – October 2023, IOM's [Ukraine Conditions of Return Assessment Factsheet — Round 5](#) (September – October 2023). In addition, conflict event data in Ukraine from [ACLED](#) covering the months of September and October was sourced along with local and international press reports and two internal situational analysis reports from REACH.

To support analysis and understanding as to how these datasets/reports align or diverge, selected data has reformatted and presented as part of the [Raion](#) and [Oblast Profiles](#) contained in this document. The main aim is to provide a succinct profile of the impact of the conflict and subsequent humanitarian needs at a raion level and to give summaries at oblast level, so that comparisons can be quickly made. However, it is also important to note that **findings from all datasets are indicative only at raion level**, and when looking at HSM data, the profile of the raion is based on **an amalgamation of profiles of each individual settlement**. The range of needs between settlements in the same raion can be quite staggering (see for example [Kharkivskyi Raion](#) where settlements exhibit five different levels of access issues across all 6 services assessed, and Pokrovskiy Raion where settlements are spread across 4 of the 5 possible severity levels – see [Figure 2](#)).

Therefore, the document is designed for the user to navigate between the overall picture, to a more detailed oblast level assessment or to individual raion profiles where the relevant data is detailed.

Many analytical decisions were made as to what data was included, and, from that data, what findings to highlight in the summaries or include in comparison tables. It is hoped that this analysis gives a fair reflection of the main impacts, concerns and needs of populations living in the frontline raions presented. However, each individual dataset or report contains a lot more information on its area of focus and can be consulted for more in-depth analysis.

Information Sources

This report relied on data from REACH's Humanitarian Situation Monitoring (HSM) round 13, IOM's Conditions of Return Assessment Factsheet - Round 5, the Joint Market Monitoring Initiative (JMMI) round 19, ACLED's conflict data on Ukraine, and local and international press reports as well as two internal REACH situational analysis reports from field missions. The data covered the months of September and October in Ukraine.

Humanitarian Situation Monitoring (HSM) round 13 (REACH) - Dataset

The raion profiles are based on the dataset from REACH's Humanitarian Situation Monitoring (HSM) round 13. REACH conducts the study in government-controlled areas through phone interviews with community key informants (CKIs): representatives from local government, local non-governmental organisations (NGOs), and specific population groups (older persons, people with disabilities, children, women, internally displaced people (IDPs), returnees, and others). The settlements are grouped into three geographic zones within the GCAs. For the purpose of this report, only raions which contained at least one settlement in Zone A (areas within 30 km range from the frontline at the time of sampling) were used. In these areas, the data was collected through extensive remote KI interviews containing 54 questions (including sub-questions). For more detailed information, please refer to the [methodology section](#) and the [HSM Dashboard](#).

Ukraine - Joint Market Monitoring Initiative (JMMI) round 19 (REACH) - Dataset

JMMI data was referred to understand the access to markets in the studied raions and the barriers that population groups face in these areas. The methodology centres on quantitative, structured interviews

with purposively sampled retail market traders who act as individual key informants for their respective markets, with supplementary quantitative KI interviews taking place with customer key informants. Data is collected in monthly cycles. Please refer to the [JMMI round 19 factsheet](#) for more information on the methodology.

Ukraine – Conditions of Return Assessment Factsheet (CORA) round 5 (IOM) - [Report](#)

IOM's Conditions of Return Assessment (CoRA) employs a multisectoral location-level assessment (MSLA) methodology conducted with local authority key informants (KIs) at the settlement or city-raion level, with each round of assessment covering two months. This report covered the period 1 September to 31 October 2023. Data was generally collected via face-to-face or telephone interviews with one or more local authority key informants. A purposive sample of locations was selected based on criteria such as the size of the displaced and non-displaced population, and the presence of key infrastructure. The assessment covers Livelihoods, Utilities and services, Residential destruction, Safety and Security and Public life. Indicators are used to calculate a severity rating of either low severity, medium severity or high severity.

CORA data was used triangulate information on:

- **Safety and Security** (mine/UXO presence, the impact of long-range attacks and military presence in the hromadas).
- **Utilities and services**, mainly the level of functionality of health and education services as well as disruption to utilities.
- **Residential destruction**, the extent to which the hromadas had suffered destruction of residential properties and if any rebuilding work was taking place.

It should be noted that the relative geographic locations of CORA data collection and the other datasets used was not directly comparable so care must be taken when interpreting comparisons of the findings.

Armed Conflict Location & Event Data Project (ACLED) - [Dataset](#)

To analyse the conflict events in the months of September - October, data from ACLED was studied. The ACLED dataset contains disaggregated incident information on political violence, demonstrations, and select related non-violent developments around the world, as outlined in the ACLED Codebook. It is an event-based dataset. ACLED Ukraine Conflict Monitor provides near real-time information on the war, an interactive map, a curated data file, and weekly situation updates. The dataset pertains specifically to those fatalities reported in connection with distinct events that meet ACLED's catchment and minimum threshold for inclusion (i.e. date, location, and actor information).

Local and International Press reports collated on the [DEEP](#)

Additional information to illustrate the impact of conflict event on the civilian population were sourced from selected¹ local and international press. This data is collated on DEEP by DFS on a daily basis and can be accessed via the DEEP platform. The data was presented at oblast level in chronological order.

REACH situational analysis reports

Two REACH situational analysis reports that cover field visits to communities on or near the frontline in Donetska oblast were used to supplement the analysis in the respective raions. This data was mostly gathered through face-to-face interviews by members of the field team during the mission.

¹ A number of international and local press are monitored by the DFS team and extracts are loaded to the DEEP platform on a daily basis. The sources used aim to provide a reasonably comprehensive coverage of the main events but are unlikely to be exhaustive. The sources are generally regarded as factual, although some of the language used to describe the events may exhibit certain biases.

Overview: Concerns, Needs and Vulnerability Profile

The **Concerns, Needs and Vulnerabilities Profile** was developed to establish a priority overview of “frontline” raions (containing at least one settlement in Zone A) based on assessed settlements that were either in zone A or B. The profile concludes into a composite indicator that includes variables such as the number of vulnerable groups identified in settlements, main safety and security incidents that occurred 14 days prior to the data collection, critical public infrastructure damage (other than on shelter and private infrastructure), number of main concerns in the settlements, severity of the needs of the people residing in the assessed settlements and conflict incidents documented by ACLED.

Based on the above indicators, an overall score indicator was computed. Figure 1 below shows that the overall score is highest in Donetsk oblast particularly in the assessed settlements in Bakhmutskiy Raion. The **overall score in all of the raions** in Donetsk, based on the assessed settlements, is above the **overall average for the whole sample**. The least vulnerable assessed settlements are in Sumsk, according to the above variables.

Figure 1: Assessed Settlement Concerns, Needs and Vulnerabilities (CNV) Profile by Raion

OBLAST	RAION NAME	# OF SETTLEMENTS ASSESSED	MAIN CONCERNS	VULNERABLE GROUPS	SAFETY AND SECURITY CONCERNS	RECENT INFRASTRUCTURE DAMAGE	SEVERITY OF NEEDS	CONFLICT INCIDENTS (ACLED)	OVERALL SCORE
Dnipropetrovska	Kryvorizkiy	8	0.28	0.13	0.10	0.04	0.22	0.02	0.13
	Nikopolskiy	8	0.34	0.10	0.10	0.06	0.34	0.11	0.17
	Synelnykivskiy	14	0.28	0.18	0.13	0.04	0.11	0.02	0.13
Donetska	Bakhmutskiy	5	0.79	0.34	0.84	0.40	1.00	0.95	0.72
	Kramatorskiy	17	0.50	0.21	0.44	0.21	0.62	0.29	0.38
	Pokrovskiy	18	0.57	0.21	0.45	0.30	0.67	1.00	0.53
	Volnovaskiy	3	0.90	0.24	0.81	0.75	0.92	0.58	0.70
Kharkivska	Bohodukhivskiy	2	0.13	0.07	0.11	0.00	0.00	0.04	0.06
	Chuhivskiy	9	0.31	0.11	0.21	0.05	0.31	0.16	0.19
	Iziumskiy	7	0.41	0.11	0.31	0.05	0.50	0.06	0.24
	Kupianskiy	7	0.60	0.13	0.52	0.32	0.82	0.58	0.50
	Kharkivskiy	7	0.44	0.16	0.36	0.11	0.57	0.07	0.28
Khersonska	Beryslavskiy	10	0.26	0.09	0.16	0.04	0.18	0.28	0.17
	Khersonskiy	6	0.23	0.08	0.19	0.06	0.21	0.34	0.19
Mykolaivska	Mykolaivskiy	19	0.18	0.09	0.12	0.00	0.16	0.06	0.10
Sumsk	Konotopskiy	5	0.09	0.09	0.09	0.00	0.05	0.03	0.06
	Okhtyrskiy	9	0.12	0.10	0.09	0.02	0.11	0.06	0.08
	Shostkynskiy	8	0.12	0.09	0.13	0.01	0.09	0.19	0.10
	Sumskiy	14	0.14	0.12	0.13	0.02	0.07	0.28	0.13
Zaporizka	Polohivskiy	5	0.38	0.23	0.14	0.02	0.40	0.93	0.35
	Vasylivskiy	1	0.15	0.07	0.07	0.06	0.00	0.19	0.09
	Zaporizkiy	14	0.27	0.10	0.19	0.03	0.14	0.05	0.13

Figure 1 above also shows that raions in Donetsk scored the highest across all individual indicators/variables. When each individual variable is considered individually, then the most vulnerable raions are:

- **Main concerns:** On average the raions in Donetsk score highest compared to the average raion score in other oblasts. Thereby Volnovaskiy Raion in Donetsk is the most vulnerable when it comes to the level of concerns in the assessed settlements. Some of the most prevalent concerns are safety concerns, access to food, medicine, healthcare services and housing, but also

disruptions to utilities and telecommunications. The next most vulnerable oblast is Kharkivska with Kupianskyi reporting most concerns on average per settlement.

- **Vulnerable groups:**² Donetsk also scores the highest when it comes to the number of vulnerable groups per assessed settlement with Bakhmutskyi Raion driving this vulnerability, followed by Polohivskyi in Zaporizka Oblast. Thereby, most commonly, people who have been directly harmed by the current violence, as well as returnees were observed as groups that were less able to meet their daily needs, compared to other population groups in the assessed settlements.
- **Safety and security concerns:** Without any close competition, Donetsk also ranks well above other oblasts when it comes to safety and security concerns reported in the last 14 days prior to data collection. Like above, Bakhmutskyi Raion is driving the vulnerability. Outside Donetsk, Kupianskyi raion in Kharkivska oblast shows high score in concerns, needs and vulnerability profiling as well, ranking highest compared to any other raion in other oblasts. The most common safety and security concerns are exposure to armed violence and shelling, threat to missile attacks, and presence of landmines/UXO.
- **Infrastructure damage:** In the past 14 days prior to data collection assessed settlements in Donetska oblast, particularly Volnovaskyi Raion, experienced the most public infrastructure damage (excluding civilian housing) compared to settlements in other assessed oblasts, except Kupianskyi Raion in Kharkivska oblast that had reports of significant infrastructure damage too. While assessed settlements in other oblasts reported little or almost no critical infrastructure damage, then key informants from assessed settlements in Donetska reported on average 2 types of infrastructure damaged per settlement, mainly on roads, bridges, warehouses and markets/grocery stores.
- **Severity of needs:**³ By far the most severe needs are in the assessed settlements in Donetska, mainly in Volnovaskyi and Bakhmutskyi Raions where the vast majority of assessed settlements stated that the severity of needs has worsened compared to the previous month from the time of data collection. Financial resources were one of the main priority needs. Other priority needs included livelihood support, food, drinking water, and shelter repairs amongst others. Outside Donetsk needs are highest in Kharkivska Oblast, Kupianskyi Raion.
- **Conflict incidents (ACLED):** By far the most conflict incidents counted by ACLED over a period of Sept/October 2023 were in Pokrovskyi and Bakhmutskyi Raions in Donetska, but also in Polohivskyi Raion in Zaporizka Oblast which resulted these raions scoring high in the Assessed Settlement Concerns, Needs and Vulnerability Profile. Thereby, the most prevalent incidents were shelling/ artillery/missile attacks, followed by air strikes.

Figure 2 further visualizes vulnerabilities in the raions of Donetska Oblast where none of the assessed settlements ranked low on the concerns, vulnerabilities and needs score. Most of the settlements in Donetska remain in the range of medium to high vulnerability. The figure also illustrates how all assessed settlements in Sumska classify in the low vulnerability score (<0.2), making Sumska the least vulnerable oblast compared to other oblasts in the sample.

² Unaccompanied and separated children, Internally Displaced People (IDPs), Returnees, People with physical disabilities, People with mental health conditions, Female-headed households, Pregnant and lactating women, People with chronic illnesses, People who have been directly harmed by the current violence, Older persons (60+), Single-parent families, Men of conscription age, Persons with a diverse sexual orientation or gender identity (LGBTQI+), Roma, People of another specific minority group, Women and girls, Others (please specify), Don't know, None of the above

³ Note this indicator taken from the HSM dataset and is based on the KI question "In your perception, how critical is the level of needs in this settlement in the last 14 days?"

Figure 2: Assessed Settlements per CNV Profile by Raion

OBLAST	RAION NAME	LEVEL OF CONCERNS, NEEDS and VULNERABILITIES	# OF SETTLEM. ASSESSED	LOW (<0.2)	MEDIUM (0.21-0.4)	HIGH (0.41-0.6)	VERY HIGH (0.61-0.8)	SEVERE (0.81-1)
Dnipropetrovska	Kryvorizkyi	LOW	8	6	2	-	-	-
	Nikopolskyi	LOW	8	4	3	1	-	-
	Synelnykivskyi	LOW	14	10	3	1	-	-
Donetska	Bakhtmutskyi	VERY HIGH	5	-	-	2	2	1
	Kramatorskyi	MEDIUM	17	-	9	7	1	-
	Pokrovskyi	HIGH	18	-	11	2	4	1
	Volnovaskyi	VERY HIGH	3	-	-	1	1	1
Kharkivska	Bohodukhivskyi	LOW	2	2	-	-	-	-
	Chuhuiivskyi	LOW	9	5	4	-	-	-
	Iziumskyi	MEDIUM	7	3	2	2	-	-
	Kupianskyi	HIGH	7	1	1	4	1	-
	Kharkivskyi	MEDIUM	7	2	2	3	-	-
Khersonska	Beryslavskyi	LOW	10	8	2	-	-	-
	Khersonskyi	LOW	6	5	1	-	-	-
Mykolaivska	Mykolaivskyi	LOW	19	16	3	-	-	-
Sumska	Konotopskyi	LOW	5	5	-	-	-	-
	Okhtyrskyi	LOW	9	9	-	-	-	-
	Shostkynskyi	LOW	8	8	-	-	-	-
	Sumskyi	LOW	14	14	-	-	-	-
Zaporizka	Polohivskyi	MEDIUM	5	2	3	-	-	-
	Vasylivskyi	LOW	1	1	-	-	-	-
	Zaporizkyi	LOW	14	11	2	1	-	-

Methodology

The objective of the profiling of raions was to provide a summary of factors that may support or hamper operations in the individual raions. The raion profiles give an overview of the population composition, main safety and security concerns, level of needs, extent of ability of the settlement population to meet their own daily needs (vulnerable groups) and assess the most viable aid delivery mechanisms.

The main methodology for the raion profiles and overall analysis in this report draws on secondary literature review and on the dataset from REACH's Humanitarian Situation Monitoring (HSM) round 13. This was further triangulated with other datasets, where feasible (not all datasets included data on the sampled raions). The HSM round 13 data was collected through selected key informants across assessed settlements. Specific details on the data collection methodology are included in the HSM online Dashboard.⁴ The data was collected in government-controlled areas from September 26 through October 13, 2023. The findings are indicative and do not include projective needs caused by the upcoming cold period.

The methodology used for the profiling report contained four main steps:

⁴ HSM Dashboard: [UKR HSM GCA \(reach-info.org\)](https://reach-info.org) (last visited: 06/01/2024)

1. SAMPLING RAIONS

The HSM round 13 dataset provided the sample frame for the selection of raions. Altogether 83 raions within 23 oblasts were included in HSM rnd. 13 assessment. Of these 83 raions, all raions (except in Chernihivska Oblast⁵) that had at least one assessed settlement in zone A were sampled for this analytical profiling. As sampled raions had up to 19 settlements assessed by REACH HSM rnd. 13, most raions include settlements in zone B as well as in zone A. With the sampled raions, 105 settlements in zone A, 90 settlements in zone B and 1 settlement in zone C were included in the analysis, as shown in the table below.

Figure 3: Classification of Settlements in Sampled Raions

Oblast	Zone A Settlements	Zone B Settlements	Zone C Settlements	TOTAL
Dnipropetrovska	9	21	0	30
Donetska	29	14	0	43
Kharkivska	16	15	1	32
Khersonska	13	3	0	16
Mykolaivska	5	14	0	19
Sumska	20	16	0	36
Zaporizka	13	7	0	20
TOTAL	105	90	1	196

The final list of sampled raions for the profiling is in [Annex 2](#).

2. LITERATURE REVIEW

DFS conducted secondary literature review of the humanitarian reports, media and other sources to combine a conflict timeline for each summative oblast profile that precedes the individual raion profiles. Also included in the literature review (where available) were REACH's situational analyses on frontline areas based on visits to some of the most vulnerable frontline settlements (shared bilaterally by REACH). These were used to supplement analysis on the operational context at raion level. The main sources along with HSM round 13 were the latest IOM CORA report: [Ukraine — Conditions of Return Assessment Factsheet — Round 5 \(September–October 2023\)](#). Conflict event data from [ACLED](#) covering the months of September and October in Ukraine along with local and international press reports were also include providing some analysis at oblast level.

3. SAMPLING HSM RND. 13 DATA

The raion profiles are based on the dataset from REACH's Humanitarian Situation Monitoring (HSM) round 13. The data was collected through extensive remote interviews containing 54 questions (including sub-questions). The choice of variables selected for the profiling was guided by the objective to provide an understanding of the contextual enablers and disablers for aid operations in each of the selected raions:

- **A2** - # of settlements by main concerns in the 14 days prior to data collection.
- **B6** - # of settlements by main safety and security concerns faced by people in the 14 days prior to data collection.
- **B7** - # of settlements by population groups being less able to meet their everyday needs.
- **C1_2** - # of settlement by types of critical infrastructure damaged in the 14 days prior to data collection.

⁵ The analysis was mainly focussed on the south and east of the country, so Chernihivska was not included in this iteration of the report although Sumska was added.

- **C2** - # of settlements by main sources of energy most people used for heating during winter.
- **G1** - # of settlements by preferred modality of assistance for the majority of households.
- **G2** - # of settlements by most active providers of aid.
- **G3** - # of settlements by most reliable method for delivery of humanitarian assistance.
- **H1** - # of settlements by severity of need in the 14 days prior to data collection.
- **H1_1** - # of settlements by the change in the level of need compared to the previous month.
- **H2** - # of settlements by top priority needs in the 14 days prior to data collection, by % of settlements.

The data was summarized through descriptive statistics mainly through cross tabulations to distribute responses per each raion.

4. COMPUTING INDICATORS FOR CONCERNS, NEEDS AND VULNERABILITY PROFILE

Most of the individual variables in the Concerns, Needs and Vulnerability Profile were mainly computed as average per settlement as shown in the table below. However, the variable on the severity of the needs was re-coded and summed. Specifics of each variable calculation, including the overall score itself are provided in the table below:

Figure 4: Variables in the Concerns, Needs and Vulnerability Profile

#	VARIABLE	DATA REFERENCE	VARIABLE EQUATION
1	MAIN CONCERNS	HSM RND 13, q. A2	1. Count of responses per settlement/max count (20) 2. SUM of above/# of settlements
2	VULNERABLE GROUPS	HSM RND 13, q. B7	1. Count of responses per settlement/max count (14) 2. SUM of above/# of settlements
3	SAFETY AND SECURITY CONCERNS	HSM RND 13, q. B6	1. Count of responses per settlement/max count (14) 2. SUM of above/# of settlements
4	INFRA-STRUCTURE DAMAGE	HSM RND 13, q. C1_2	1. Count of responses per settlement/max count (17) 2. SUM of above/# of settlements
5	SEVERITY OF NEEDS	HSM RND 13, q. H1	1. Recoded data to: LIMITED/NO NEEDS = 0; MODERATE = 1; HIGH = 2; SEVERE = 3; EXTREME = 4 1. Recode per settlement/max code (4) 2. SUM of above/# of settlements
6	CONFLICT INCIDENTS (ACLED)	ACLED Events September - October 2023	SUM of incidents (air/drone strikes, armed clash, remote explosive/landmine/IED, Shelling/artillery/missile attack/max sum(1003)
7	OVERALL SCORE	N/A	Average = Variable1,Variable2,Variable3,Variable4,Variable5,Variable6

5. TRIANGULATING HSM RND. 13 DATA WITH OTHER DATASETS

Other sources and datasets were used to triangulate and complement the HSM Rnd. 13 findings based on above described indicators. The datasets and sources identified were from a similar timeframe (September/October 2023). They were analysed and reviewed to provide additional information that enriches the raion profiles regarding the impact of the conflict and subsequent humanitarian needs. For an overview of the additional sources data please refer to the information sources section.

Oblast Profiles

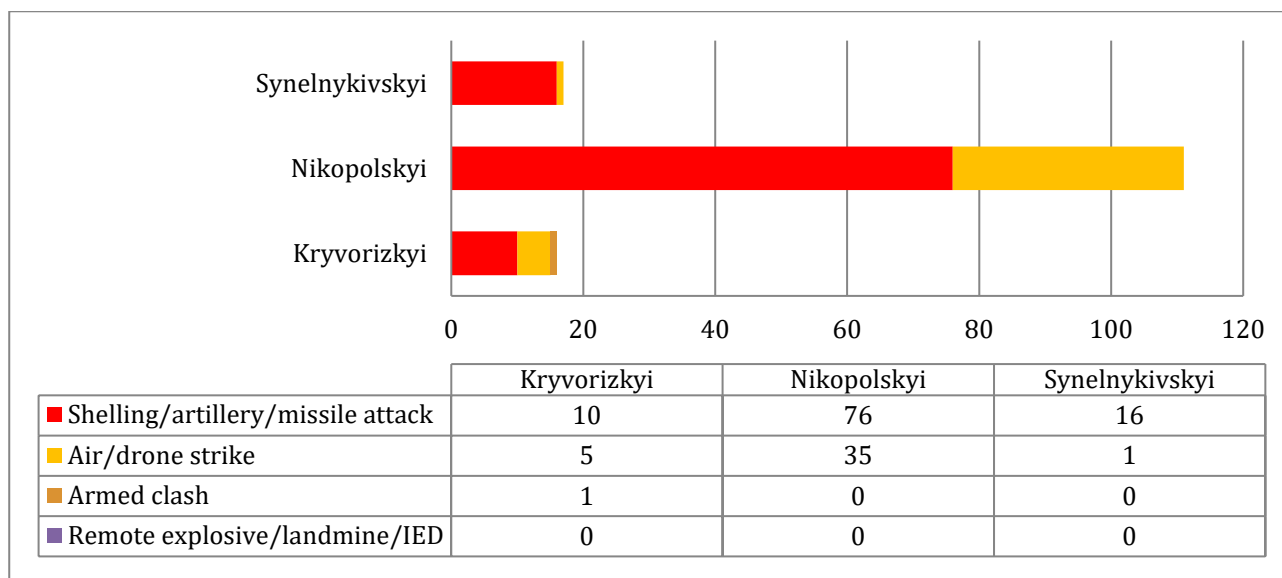
Dnipropetrovska Oblast

TOTAL OBLAST POPULATION	INTERNALLY DISPLACED	RETURNEES	NON-DISPLACED
3,224,712	471,781	249,098	2,503,833
	14.6%	7.7%	77.6%

Source: OCHA, UKR 2024 HNO Affected Population Estimate (21/09/2023).

- **Raions with settlements in zone A:** Kryvorizkyi, Nikopolskyi, Synelnykivskyi
- **Main safety and security concerns:** In general, there were not many safety and security concerns identified in the assessed areas. Threat of missile attacks was identified as a key concern in 20 out of 30 assessed settlements, followed by lack of bomb shelters (3) and exposure to armed violence and shelling (3) (HSM Rnd 13). ACLED data of September through October 2023 confirms the concern over missile attacks. In the raions included in this analysis in Dnipropetrovska Oblast, shelling/ artillery/missile attacks were the most frequent conflict incidents. Figure below shows that Nikopolskyi recorded the highest number of shelling/ artillery/missile attacks, as well as the highest number of air/drone strikes. Altogether, ACLED recorded 151 events in the three raions of Kryvorizkyi, Nikopolskyi, Synelnykivskyi within September and October, including some less severe events not included in the figure below ([ACLED](#) 01/2024).

Figure 5: ACLED Events September – October 2023 - Dnipropetrovska Oblast



HSM Settlement Data

HSM number of settlements covered in Zone A: 9 and in Zone B: 21.

Severity of needs: Of the assessed settlements in Dnipropetrovska Oblast, 11 have been ranked as having moderate needs, 4 as having high needs and 1 with severe needs. Overall, most people in assessed areas are still able to meet their basic needs, but the situation with living conditions requires attention/monitoring. However, the trend has been rather positive as 10 settlements have reported an improving situation. The main needs in the assessed areas are financial support (10), livelihood support/employment (6) and healthcare (7).

Preferred modality of assistance: Most preferred modalities of assistance are multipurpose cash assistance cited across 19 settlements, in-kind support 16 settlements and services (11). While there is no understanding of what the most reliable method for aid delivery in all settlements would be, key informants in 10 settlements listed road as the most reliable method for delivery of humanitarian assistance in the settlements.

Figure 6: Conflict Events (Timeline)

Sector	Date of incident	Location	Casualties	Quote from Source
Shelter, Livelihoods	08/09/2023	Kryvyi Rih	1 dead 73 injured	62 apartment buildings and 7 private residences were mutilated. More than fifty cars were damaged. (Censor.Net 08/09/2023).
Shelter, Education, Livelihoods, Utilities	11/09/2023	Nikopol	3 injured	A utility company, 5 private houses, several outbuildings, and a gas pipeline were destroyed. There were two dry grass fires. A shop, a private business and a food company were destroyed. An educational institution was also damaged. (Censor.Net 11/09/2023, Censor.Net 11/09/2023)
Shelter	20/09/2023	Kryvyi Rih	None listed	Residential buildings and other civilian infrastructure were destroyed and damaged. (Censor.Net 20/09/2023)
Shelter, Utilities	20/09/2023	Nikopol	None listed	3 private houses and 2 farm buildings were damaged. A non-residential building was also destroyed. The power plant and power line were mutilated. 1,000 families without electricity. (Censor.Net 20/09/2023)
Transport	23/09/2023	Dniprovsk yi district	None	Two petrol stations and a traffic light were damaged in the Novooleksandrivska community. (Censor.Net 23/09/2023)
Shelter, Utilities	02/10/2023	Nikopol	Unknown	The Russian army covered Nikopol with artillery fire. 12 private houses, a gymnasium and 6 household buildings were damaged in the city. Another one was completely destroyed. There were damaged solar panels and cars. (Censor.Net 02/10/2023)
Shelter, Agriculture, Utilities	04/10/2023	Nikopol	1 injured	10 private houses and several farm buildings were destroyed, infrastructure facilities and power lines were damaged. (Censor.Net 04/10/2023)
Protection, Shelter, Livelihood, Utilities	06/10/2023	Nikopol	1 injured	4 drones hit Nikopol. An administrative building, an infrastructure facility and a hotel were damaged. Two private houses, several cars and a power line were damaged. (Censor.Net 06/10/2023)
Shelter, Utilities	07/10/2023	Nikopol	Unknown	The city was hit three times, with damage to a gymnasium, a utility company and 11 private houses. Power lines and a gas pipeline were damaged. (Censor.Net 07/10/2023)
Shelter, Livelihoods, Utilities	09/10/2023	Nikopol	None	The Nikopol district was hit five times during the day. A hotel and 6 private houses were damaged. 2 buildings were destroyed, 5 were mutilated. Gas pipelines and a power line were damaged. (Censor.Net 09/10/2023)
Shelter	10/10/2023	Nikopol	None	The Nikopol district was hit seven times in the day, damaging 16 private houses, 8 outbuildings and a gymnasium. (Censor.Net 10/10/2023)
Education	11/10/2023	Nikopol	4 dead	A Russian missile struck a school in the town of Nikopol. (Censor.Net 11/10/2023)

Shelter, Livelihoods, Utilities	15/10/2023	Nikopol and Kryvyi Rih	In the Nikopol district, the district centre and Pokrovsk and Marhanets communities were hit. 20 private houses, 5 outbuildings and a warehouse were damaged there. Power lines were also damaged. Almost 1900 families in three villages were left without electricity. Some houses in the Hrushivska community of Kryvyi Rih district were also cut off from electricity due to shelling. (Censor.Net 15/10/2023)
---------------------------------------	------------	------------------------------	--

Figure 7: Issues flagged by Raions in the HSM round 13

Raions (# of settlements assessed)	Population	Top 3 Priorities	Main concerns
Nikopolskyi (8)	247,134	1) Repair of accommodation (2) 2) Housing (2) 3) Healthcare (2)	Safety concerns (8) Disruption to telecommunication (8) Access to medicine (8) Disruption to utilities (7)
Kryvorizkyi (8)	699,256	1) Livelihoods support (3) 2) Financial resources (3) 3) Drinking water (2)	Safety concerns (8) Disruption to telecommunication (7) Access to medicine (5) Disruption to utilities (5)
Synelnykivskyi (14)	188,413	1) Financial resources (6) 2) Healthcare (4) 3) NFIs (3)	Safety concerns (14) Access to medicine (14) Disruption to telecommunication (9)

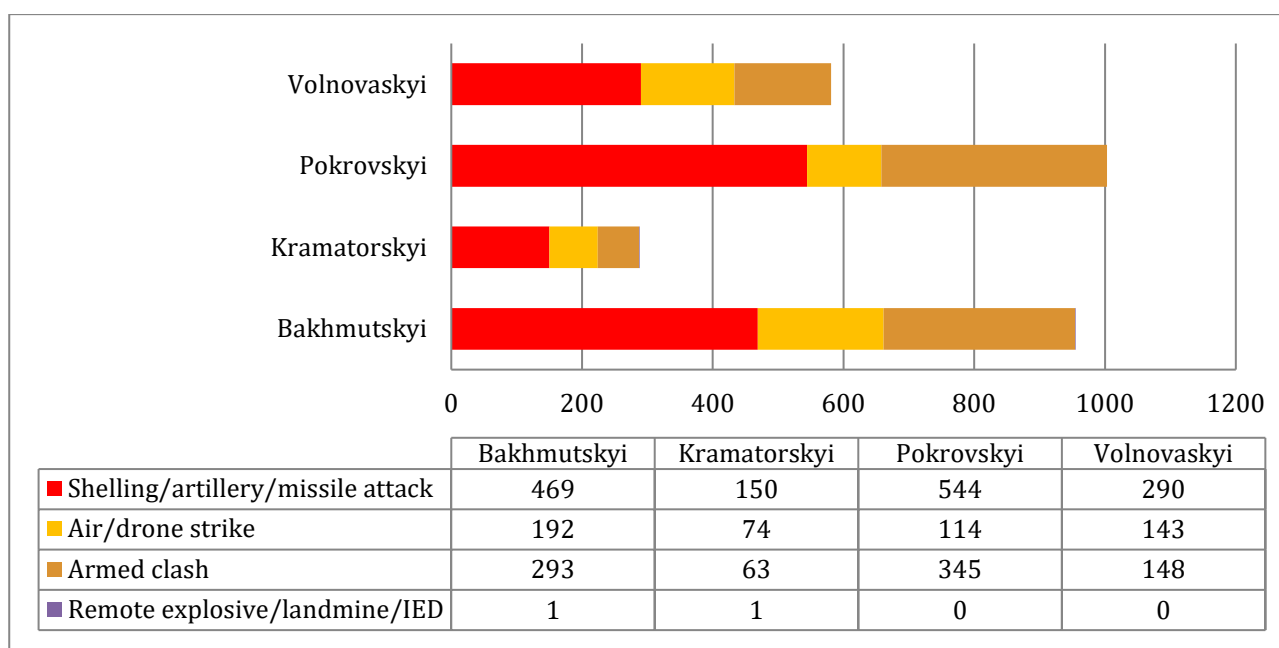
Donetska Oblast

TOTAL OBLAST POPULATION	INTERNALLY DISPLACED	RETURNEES	NON-DISPLACED
692,633	74,415	124,025	494,193
	10.7%	17.9%	71.3%

Source: OCHA, UKR 2024 HNO Affected Population Estimate (21/09/2023)

- **REACH Frontline Situational Analyses Reports:** Lymanska hromada (05 September 2023), Kurakhove (12 September 2023).
- **Raions with settlements in zone A:** Kramatorskyi, Pokrovskyi, Bakhmutskyi, Volnovaskyi
- **Main safety and security concerns:** In Donetska frequent attacks restrict movement and add protection threats. There have been regular attacks happening in the settlements of Chasiv Yar, Toretsk and other areas leading to multiple casualties. Across all the assessed areas in Donetska, the threat of missile attacks is the most prevalent concern in 38 (out of 43) settlements, with 31 of those settlements also concerned about the presence of landmines/UXOs. Also, exposure to armed violence and shelling as well as housing and/or land being used for military purposes have equally raised concerns in 33 settlements. Other common concerns include but are not limited to lack of bomb shelters (26), looting of private property (26), attacks on civilian facilities (26) and damaged or destroyed properties (25 of 43) (HSM Rnd 13). According to ACLED recorded events in the raions of Kramatorskyi, Pokrovskyi, Bakhmutskyi, Volnovaskyi in September and October 2023, shelling/artillery/missile attacks were most frequent conflict events, followed by armed clashes, and air/drone strikes. However, even though key informants in HSM assessment were concerns with the presence of landmines/UXO, only 2 incidents were recorded by ACLED in these two month, as shown in the figure below. Figure below also shows that most events have been recorded in Pokrovskyi, followed by frequent events in Bakhmutskyi. Altogether, ACLED recorded 2,913 events in September and October, including some less severe events not included in the figure below ([ACLED 01/2024](#)).

Figure 8: ACLED Events September – October 2023 - Donetska Oblast



HSM Settlement Data

HSM number of settlements covered in Zone A: 29 and in Zone B: 14.

Severity of needs: The level of needs in the assessed areas in Donetsk are very high and the situation has been worsening in 41 of the 43 assessed settlements over the month prior to data collection at the end of September. Out of the 43 assessed settlements 21 have been ranked as having severe (6) or extreme (15) needs. In addition, 21 settlements have high needs. Most commonly cited needs in the assessed areas are financial resources (22) internet/phone network (19), livelihoods and employment support (16), drinking water (15) and provision of medicine (14).

Preferred modality of assistance: The most preferred modality of assistance for the majority of households in assessed settlements is in-kind assistance (36). Most settlements have more than one most preferred modalities for aid delivery. Multipurpose cash assistance (26), services (25) and voucher-based assistance (24) are also commonly preferred. However, key informants from 8 out of 43 assessed settlements may not have been accessible for informational humanitarian actors at the time of data collection. Other key informants from 23 settlements reported that the most reliable method of aid delivery was by road.

Figure 9: Conflict Events (Timeline) Donetsk

Sector	Date	Location	No of casualties	Narrative
Health	06/09/2023	Kostiantynivka	17 killed 32 injured	A missile attack hit a pharmacy in Kostiantynivka. The strike also hit the area of a local market and a number of shops. (Kyiv Independent , 06/09/2023)
Livelihoods, Shelter, Utilities	07/09/2023	Avdiivka, Kostiantynivka, Kurakhove, Siversk, Toretsk, Velyka Novosilka, the villages of Berdychi, Bohoyavlenka, Druzhba, Lastochkino, Novoukrainka, Tikhonivka and Shakhtarske	2 killed 6 injured	As a result of strikes by Russian forces on cities in the Donetsk region, 44 civilian objects were damaged - 15 residential buildings, 20 trade pavilions, a pharmacy, a garage, cars, a bank building, a power line and a gas pipe. (Censor.Net 07/09/2023)
Shelter	19/09/2023	Avdiivka, Kostiantynivka, Chasiv Yar, Bohoiavlenka, Druzhba, Novoukrainka, and Predtechyne villages	1 injured	Attacks by Russian forces damaged 9 residential buildings and power lines in the cities. (Censor.Net 16/09/2023)
Education, Shelter	21/09/2023	Kurakhove	16 injured	Two missile strikes hit the residential quarter of Kurakhove resulting in 23 apartment buildings, a school, two shops, a transformer, garages, and 8 cars being damaged. (Censor.Net 22/09/2023)
Education, Livelihoods, Shelter	25/09/2023	Chasiv Yar	Unknown	Shelling damaged a kindergarten, an industrial building, and multiple homes in the center of Chasiv Yar in Donetsk Oblast. (Kyiv Independent 25/09/2023)
Shelter	27/09/2023	Kostyantynivka, Toretsk, Kalynivka, Orlivka	1 killed 5 injured	More than two dozen civilian buildings and other pieces of infrastructure were damaged during the shelling of the towns. (Kyiv Independent 28/09/2023)
	28/09/2023	Krasnohorivka	2 killed	Russian forces launched an artillery strike against the

			3 injured	town of Krasnohorivka in Donetsk (Kyiv Independent 28/09/2023)
Education, Livelihoods, Shelter	28/09/2023	Kostiantynivka	3 injured	An air strike damaged a commercial building, several multi-story residential buildings, houses, and a school. (Kyiv Independent 28/09/2023)
Livelihoods, Shelter	30/09/2023	Kramatorsk, Kurakhove, Toretsk, and Kostiantynivka	1 injured	Missile strikes and shelling resulted in 21 houses, 2 industrial buildings, an infrastructure facility and a recreation centre being damaged. (Censor.Net 30/09/2023)
Shelter	02/10/2023	Druzhkivka district	1 injured	Russian forces shelled Druzhkivka district which has led to damage to various residential buildings. 15 private houses were damaged in Kindrativka, and 2 multi-story buildings in Oleksievo-Druzhkivka. In Toretsk, 3 multi-story buildings were damaged, and 1 private house in Petrivka. (Censor.Net 02/10/2023)
Shelter, Livelihood, Utilities	02/10/2023	Kostiantynivka	1 injured	Attack from an aerial bomb in the town of Kostiantynivka damaged 8 houses, a business, and a power line. (Censor.Net 02/10/2023)
Shelter	02/10/2023	Zvanivka	Reports of casualties	Shelling in the town of Zvanivka damaged two private houses. (Censor.Net 02/10/2023)
Shelter, Utilities	08/10/2023	Kostiantynivka	4 injured	On the morning of October 8, the Russian army shelled Kostiantynivka, Donetsk region damaging 19 private houses, 10 high-rise buildings, a boiler house, a gas pipeline and a power line. (Censor.Net 08/10/2023)
Shelter	13/10/2023	Toretsk district	21 injured	Russian forces shelled various parts of Toretsk district which led to 7 houses sustaining damages. (Censor.Net 13/10/2023)
Shelter	13/10/2023	Vuhledar, Bohoiavlenka, Avdiivka, Kurakhove district Ocheretyne district, Toretsk district Chasiv Yar district	21 injured	Shelling and rocket attacks hit Vuhledar, Bohoiavlenka, and Avdiivka. An infrastructure facility was damaged in the Kurakhove district. 7 houses were damaged in Ocheretyne district. 7 houses were damaged in the Toretsk district. In the Chasiv Yar district, a high-rise building and an industrial building were damaged. In the Lysychansk direction, Siversk, as well as Torske and Lyman district came under fire. (Censor.Net , 13/10/2023)
Shelter	14/10/2023	Novoselivka Persha	21 injured	7 houses were damaged in Novoselivka Persha of the Ocheretyne district during rocket attacks. (Censor.Net , 14/10/2023)
Shelter	15/10/2023	Avdiivka	1 killed	Russian forces shelled Avdiivka with artillery, the shells hit a private house and killed a person. (Censor.Net , 15/10/2023)
Health	15/10/2023	Ocheretyne	1 injured	Russian troops launched an air and artillery attack on the village of Ocheretyne. A civilian was injured. A medical facility, a private house, and cars were damaged. (Censor.Net , 15/10/2023)
Shelter	15/10/2023	Novoselivka Persha	1 injured	Russian forces shelled Novoselivka Persha from artillery. 3 private houses were destroyed. (Censor.Net , 15/10/2023)

Figure 10: Issues flagged by Raions in the HSM (Donetska)

Raions (# of settlements assessed)	Population	Top 3 Priorities	Main concerns
Pokrovskiyi (18)	114,050	1) Financial sources (10) 2) Internet/phone network (8) 3) Livelihood support (8)	Access to food (17) Access to healthcare services (18) Access to housing (18) Access to medicines (18) Disruption to telecommunications (18) Safety concerns (18)
Volnovaskiyi (3)	41,819	1) Drinking water (3) 2) Food (3) 3) Provision of medicine (2)	Safety concerns (3) Disruptions o utilities and telecommunications (3) Disruption to transportation or fuel (3) Access to toilets (3) Access to NFIs (3) Access to medicine (3) Access to information on humanitarian assistance (3) Access to housing (3) Access to healthcare services (3) Access to financial services (3) Access to food (3) Access to drinking water (3) Access to documents/legal services (3)
Kramatorskiyi (17)	165,652	1) Financial sources (11) 2) Internet/phone network (10) 3) Livelihood support (8)	Safety concerns (17) Disruption to utilities and telecommunication (17) Access to medicine (17) Access to healthcare services (17) Access to housing (16)
Bakhmutskiyi (5)	58,924	1) Provision of medicine (4) 2) Drinking water (4) 3) Food (3)	Safety concerns (5) Presence of mines/UXO (5) Disruption to utilities and telecommunication (5) Access to toilets (5) Access to medicine (5) Access to housing (5) Access to healthcare services (5) Access to food (5) Access to documents/legal services (5)

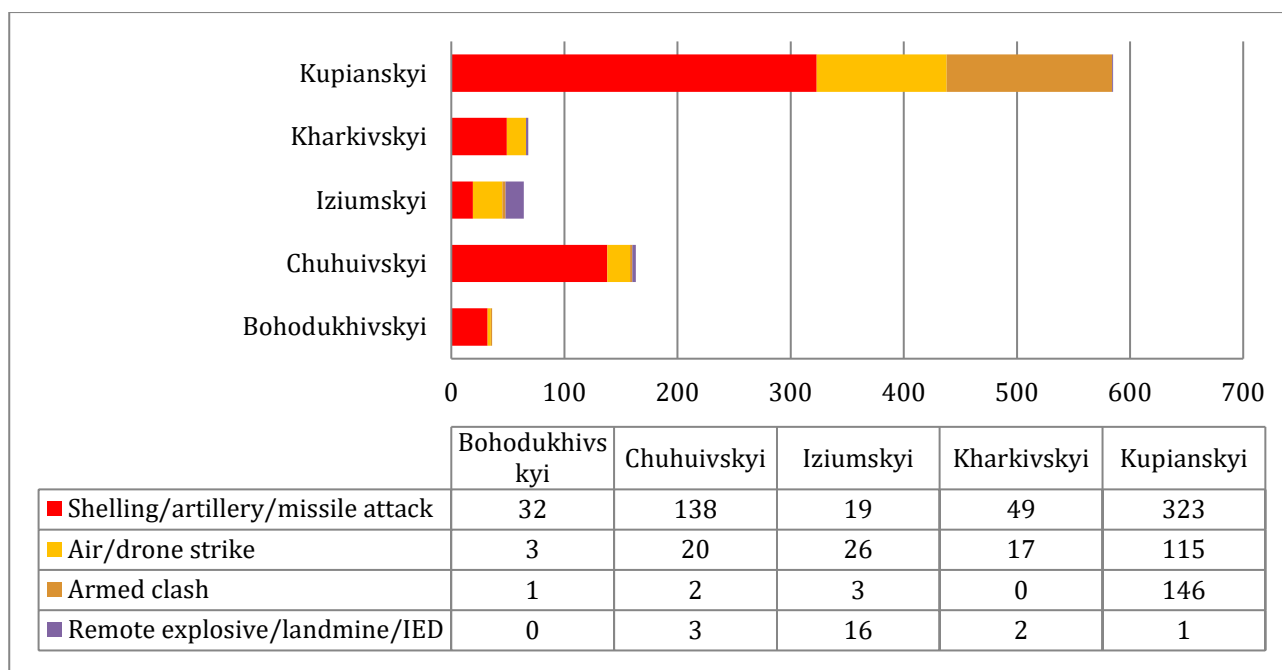
Kharkivska Oblast

TOTAL OBLAST POPULATION	INTERNALLY DISPLACED	RETURNEES	NON-DISPLACED
1,795,640	415,445	332,237	1,047,958
	23.1%	18.5%	58.4%

Source: OCHA, UKR 2024 HNO Affected Population Estimate (21/09/2023).

- Raions with settlements in zone A:** Bohodukhivskiyi, Chuhuivskiyi, Iziunskiyi, Kharkivskiyi, Kupianskyyi
- Main safety and security concerns:** The main safety and security concern in Kharkiv Oblast is the threat of missile attacks, which was prevalent in 26 out of 32 assessed settlements. Other highly prevalent concerns that, according to key informants, apply to at least 50% of the assessed settlements are presence of landmines/UXO (19), exposure to armed violence and shelling (20), lack of bomb shelters (18) and damaged or destroyed property (16) (HSM Rnd 13). ACLED data of September through October 2023 confirms the concern over missile attacks. In the raions included in this analysis in Kharkivska Oblast, shelling/ artillery/missile attacks were the most frequent conflict incidents. Figure below shows that most events were recorded in Kupianskyyi Raion, followed by Chuhuivskyyi. Altogether, ACLED recorded 939 events in Bohodukhivskiyi, Chuhuivskiyi, Iziunskiyi, Kharkivskiyi, Kupianskyyi in the two month of September and October 2023, including some less severe events not included in the figure below ([ACLED 01/2024](#)).

Figure 11: ACLED Events September – October 2023 - Kharkivska Oblast



HSM Settlement Data

HSM number of settlements covered in Zone A: 16, in Zone B: 15 and in Zone C: 1

Severity of needs: Of the 32 settlements (11) have moderate needs, 5 settlements have high needs, and 12 settlements have severe (5) or extreme (7) needs. Only 1 settlement has seen some improvement in regard to the level of needs, while 15 have experienced worsening over the past one month prior to the data collection. Thereby, the most prevalent needs are food (16), drinking water (15) and provision of medicines (15).

Preferred modality of assistance: The most preferred modality of assistance for the majority of the households in 25 out of the 32 assessed settlements is in-kind support, followed by multipurpose cash assistance that was cited across 17 assessed settlements. However, at the time of the data collection, key informants reported that 15 settlements may have been inaccessible for international humanitarian actors, while the most reliable method of aid delivery for another 8 settlements was by road.

Figure 12: Conflict Events (Timeline) Kharkivska

Sector	Date	Location	No of casualties	Narrative
Education, Shelter	16/09/2023	Kharkiv, Chuhuiiv, Kupiansk, Iziium districts	None	The settlements of the Kharkiv district and Kotliarivka of the Kupiansk district were hit by enemy airstrikes. The city of Kupiansk was under artillery fire last day. Houses were damaged in the village of Kopanky, Iziium district, as a result of a guided aerial bomb attack. Shelling damaged an educational institution in the village of Symynivka, Chuhuiiv district. (Censor.Net 16/09/2023)
Livelihood	17/09/2023	Kharkiv	None reported	Four S-300 guided missiles hit the building of a civilian enterprise in Kharkiv. (Censor.Net 17/09/2023)
Livelihood, Shelter	26/09/2023	Vovchansk	1 injured	A Russian artillery strike on Vovchansk in Kharkiv Oblast injured a 64-year-old man. Houses, farm buildings, and a car were damaged in the shelling. (Kyiv Independen, 26/09/2023)
Shelter, Livelihood	01/10/2023	Pidlyman and Borova, Iziium	None	Residential buildings, outbuildings and the territory of an agricultural enterprise were damaged. (Censor.Net 01/10/2023)
Shelter, Education	04/10/2023	Borora, Iziium	1 injured	Residential buildings, a kindergarten and administrative buildings were damaged. (Censor.Net 04/10/2023)
Education, Shelter, Utilities	04/10/2023	Kozacha Lopain, Ivashky and Huriiv Kozachok, Bohodukhiv	None	In the village of Kozacha Lopain in Kharkiv district, 5 private residential buildings were damaged. A school building was damaged in the village of Huriiv Kozachok, Bohodukhiv district. In Ivashky village, the building of an incubator and a distillery were damaged. (Censor.Net 04/10/2023)
Livelihood	05/10/2023	Hroza, Kupiansk	55 dead	At least 51 people including a six-year-old boy were killed during a missile attack on a cafe during a wake service in a village of Hroza due to a ballistic missile. (The Guardian 05/10/2023)
Shelter	06/10/2023	Kharkiv	2 dead 30 injured	61 multi-apartment buildings, 17 private buildings, and 10 social and household objects were damaged. (Censor.Net 06/10/2023)
Logistics	10/10/2023	Kozacha Lopain, Bohodukhiv	None	As a result of mortar shelling in the village of Kozacha Lopain, the power line was damaged. (Censor.Net 10/10/2023)

Figure 13: Issues flagged by Raions in the HSM (Kharkivska)

Raions (# of settlements assessed)	Population	Top 3 Priorities	Main concerns
Bohodukhivskiyi (2)	71,302	1) Fuel for heating (1) 2) - 3) -	Safety concerns (2) Disruption to utilities (2) Disruption to telecommunications (1)
Kharkivskiyi (7)	1,302,890	1) Provision of medicine (5) 2) Drinking water (4) 3) Food (4)	Safety concerns (7) Access to medicine (7) Access to housing (7)
Chuhivskiyi (9)	123,186	1) Food (5) 2) Repair of accommodation (3) 3) Drinking water (3) 4) Fuel for heating (3)	Safety concerns (7) Disruption to telecommunications (7) Disruption to utilities (5) Access to financial services (5)
Iziumskiyi (7)	96,412	1) Provision of medicine (3) 2) Drinking water (3) 3) Food (3)	Safety concerns (7) Disruption to telecommunications (6) Disruption to utilities (6)
Kupianskyi (7)	72,649	1) Drinking water (5) 2) Food (4) 3) Provision of medicine (4)	Safety concerns (7) Access to healthcare services (7) Access to drinking water (6) Access to financial services (6) Access to food (6) Access to housing (6) Access to medicine (6) Access to NFIs (6) Disruption to utilities (6) Disruption to telecommunications (6)

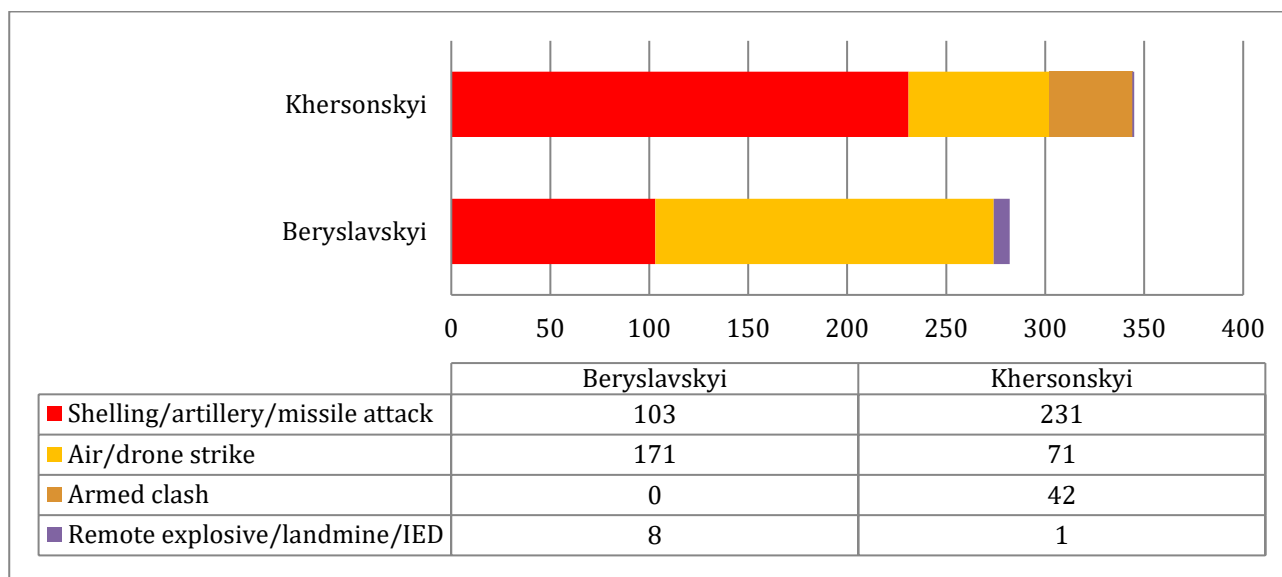
Khersonska Oblast

TOTAL OBLAST POPULATION	INTERNALLY DISPLACED	RETURNEES	NON-DISPLACED
298,369	16,538	45,479	236,352
	5.5%	15.2%	79.2%

Source: OCHA, UKR 2024 HNA Affected Population Estimate (21/09/2023)

- **Raions with settlements in zone A:** Beryslavskiyi, Khersonskiyi
- **Main safety and security concerns:** Security issues remain prominent in the oblast with the city of Kherson coming under regular attacks. The oblast is also contaminated by land mines, leading to security threats for both the civilians and the humanitarian actors. Exposure to armed violence and shelling, threat of missile attacks, lack of bomb shelters and damaged or destroyed property were the main concerns cited by various settlements in the area. In the areas assessed in Khersonska Oblast the most prevalent safety and security concerns among the people are threat of missile attacks (11), exposure to armed violence and shelling (10) and presence of landmines/UXO (8) (HSM Rnd 13). ACLED collected data shows that shelling/artillery/missile attacks and air/drone strikes have been frequent in the two raions of Beryslavskiyi and Khersonskiyi. While Khersonskiyi has been experiencing more shelling/artillery/missile attacks, Beryslavskiyi has been experiencing more air/drone strikes, as shown in the figure below. ACLED recorded a total of 678 events in September and October in these two raions, including some less serious events that are not visualized in the figure below ([ACLED](#) 01/2024).

Figure 14: ACLED Events September – October 2023 - Khersonska Oblast



HSM Settlement Data

HSM number of settlements covered in Zone A: 13 and Zone B: 3

Severity of needs: Overall the level of needs in the areas assessed in Khersonska Oblast are moderate with 12 settlements where most people are still able to meet their basic needs, but the situation with living conditions requires attention/monitoring. In 4 settlements the key informants assessed not having any needs or only limited needs. The level of needs has not changed much in the past one month, except in 2 settlements where the situation has worsened. Thereby the most common needs are repair of accommodation (12) and fuel for heating (9).

Preferred modality of assistance: The most preferred modality of assistance for the majority of households in assessed settlements is multipurpose cash assistance (16). Thereby, when asked which what the most reliable method for delivery of humanitarian assistance is, key informants from 5 settlements listed by road.

Figure 15: Conflict Events (Timeline) Khersonska

Sector	Date	Location	No of casualties	Narrative
Health	11/09/2023	Stanislav	None	Russian forces shelled an outpatient clinic in the village of Stanislav in Kherson region. Censor.Net 11/09/2023)
Education, Shelter	11/09/2023	Bilozerka, Sadove	5 injured	Russian troops struck the villages of Bilozerka and Sadove in Kherson Oblast wounding 3 residents. The attack caused a fire in a house and shattered windows in a local educational institution. In Bilozerka, a man suffered a mine-explosive injury, and another civilian was hospitalized. A 50-year-old man sustained injuries when Russian forces hit Sadove, about 30 kilometers to the east. (Kyiv Independent 11/09/2023)
Shelter	14/09/2023	Novodmitrivka	1 killed, 4 injured	On 14 September 2023, after midnight, Russian forces fired on the village of Novodmitrivka in the Bilozerka district of the Kherson region. As a result, one child died, and his brother was hospitalized in serious condition. Three neighbors who tried to help were also wounded. Private houses and outbuildings were damaged. (Censor.Net 14/09/2023)
Education	16/09/2023	Llove	None	Russian troops shelled a lyceum in the village of Llove in the Tyahynka community in the Kherson region which caused severe damages to an educational institution. (Censor.Net 16/09/2023)
Education, Health, Livelihoods, Shelter	25/09/2023	Kherson Region including Kherson City	2 killed, 11 injured	Over the past day, the enemy carried out 87 attacks, firing 497 shells from mortars, artillery, "Hrads", tanks, UAVs, and aviation. The enemy fired 23 shells at the city of Kherson according to, the head of the Kherson RMA. The territory and buildings of medical and educational institutions, a church, a critical infrastructure object in the Beryslav district; the territory and buildings of factories in Kherson [were hit]. (Censor.Net 25/09/2023)
Shelter	24/09/2023	Beryslav, Kherson City	6 killed, 3 injured	Homes, shops, and vehicles were damaged in an attack on residential areas of Kherson city. Earlier in the day, a Russian airstrike against Beryslav in Kherson Oblast killed three people and one other. (Kyiv Independent 25/09/2023)
Education, Health, Livelihoods	26/09/2023	Kherson Oblast	6 killed, 10 injured	Sept. 26 struck Kherson Oblast was struck 93 times on Sept 26, with 491 projectiles fired from various weapons, according to the head of the Kherson RMA. The attacks reportedly damaged an administration building, several educational institutions, a communal building, a dormitory, a pharmacy, a business, and a market. (Kyiv Independent 28/09/2023)
Education	28/09/2023	Kherson	3 injured	A Russian attack on the village of Antonivka, a suburb of the city of Kherson, injured two women and a man, Roman Mrochko. (Kyiv Independent 28/09/2023)

Education	28/09/2023	Kherson	None	The building of the educational institution was hit. The premises of the high school and primary school were damaged. (Censor.Net 30/09/2023)
Health	05/10/2023	Beryslav	1 injured	A Russian strike against Beryslav in Kherson Oblast damaged a hospital and injured two medical workers. The victims were an ambulance driver, who suffered a leg fracture, and a paramedic, who suffered a concussion. (Kyiv Independent 05/10/2023)
Utilities	15/10/2023	Kherson	No casualties	The Russian army continued to attack Kherson from the temporarily occupied left bank damaging power lines. (Censor.Net 15/10/2023)
Shelter	15/10/2023	Zolota Balka	No casualties	Russian forces shelled Zolota Balka hitting a private house and over buildings. (Censor.Net 15/10/2023)
Shelter, WASH and Utilities	15/10/2023	Kherson city	No casualties	Russian forces struck critical infrastructure in Kherson with two guided bombs, causing a partial blackout and running water supply interruptions. (Kyiv Independent 15/10/2023)

Figure 16: Issues flagged by Raions in the HSM (Khersonska)

Raions (# of settlements assessed)	Population	Top 3 Priorities	Main concerns
Beryslavskiyi (10)	22,809	1) Repair of housing (7) 2) Fuel for heating (7) 3) Financial resources (3)	Safety concerns (9) Disruption to telecommunications (8) Disruption to utilities (7)
Khersonskiyi (6)	143,715	1) Repair of housing (5) 2) Fuel for heating (2) 3) Drinking water (1) 4) Livelihood support (1)	Safety concerns (6) Disruption to telecommunications (6) Disruption to utilities (6)

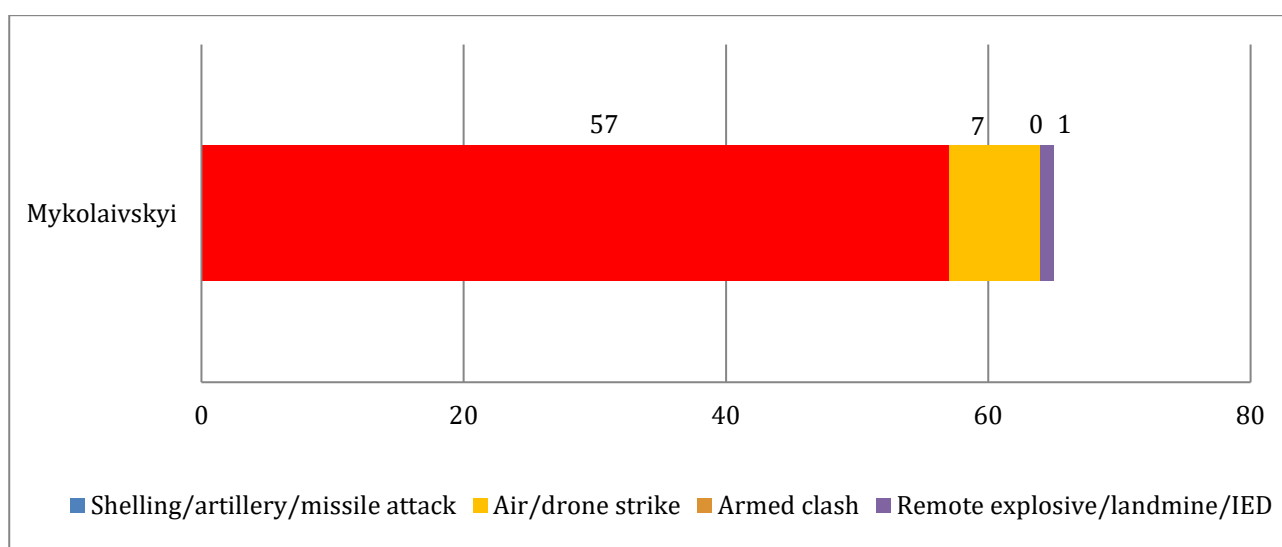
Mykolaivska Oblast

TOTAL OBLAST POPULATION	INTERNALLY DISPLACED	RETURNEES	NON-DISPLACED
642,988	92,063	93,526	457,399
	14%	15%	71%

Source: OCHA, UKR 2024 HNO Affected Population Estimate (21/09/2023).

- **Raions with settlements in zone A:** Mykolaivskyi
- **Main security and access concerns:** The main safety and security concern in Mykolaivska is the threat of missile attacks that is further aggravated by the lack of bomb shelters. Generally, exposure to armed violence and shelling is a prevalent concern too with about 19% (119,347) of its population being within a 30 km of the frontline. Furthermore, some areas in Mykolaivska are contaminated by landmines. Event data collected by ACLED in the months of September and October also shows that by far the most prevalent events in Mykolaivskyi Raion are shelling/artillery/missile attacks with 57 events. This is followed by air/drone strikes, with 7 events recorded within these two months. However, a total of 83 events were recorded by ACLED in the given timeframe, including some less severe events that are not reflected in the figure below ([ACLED 01/2024](#)).

Figure 17: ACLED Events September – October 2023 - Mykolaivska Oblast



HSM Settlement Data

HSM number of settlements covered in Zone A: 5 and in Zone B: 14

Severity of needs: While 8 assessed settlements have moderate needs, key informants from 2 settlements reported high needs. The remaining 9 settlements have limited or no need. The situation of needs has remained unchanged in most of the settlements (16), as 2 settlements have seen an improvement over the last one month prior to the survey. The situation has worsened only in 1 settlement. Some of the most commonly listed needs by the interviewed key informants are repair of inadequate/damaged housing (6), fuel for heating (6), food (4) and NFIs (4).

Preferred modality of assistance: The most preferred modality for assistance across 17 out of 19 assessed settlements in Mykolaivskyi is multipurpose cash assistance, followed by in-kind assistance (12) and services (3). There is not much insight into the most reliable methods of aid delivery, except from 9 settlements where the most reliable method to deliver aid is by road.

Figure 18: Conflict Events (Timeline) Mykolaivska

Sector	Date	Location	Casualties	Description
Logistics	28/09/2023	Sukhoielanetsk district	None	The power supply line was damaged as a result of falling debris from an UAV. (Censor.Net 28/09/2023)

Figure 19: Issues flagged by Raions in the HSM (Mykolaivska)

Raions (# of settlements assessed)	Population	Top 3 Priorities	Main concerns
Mykolaivskyi (19)	396,090	1) Repair of housing (6) 2) Fuel for heating (6) 3) Food (4) 4) NFIs (4)	Safety concerns (17) Disruption to utilities (10) Disruption to telecommunications (8)

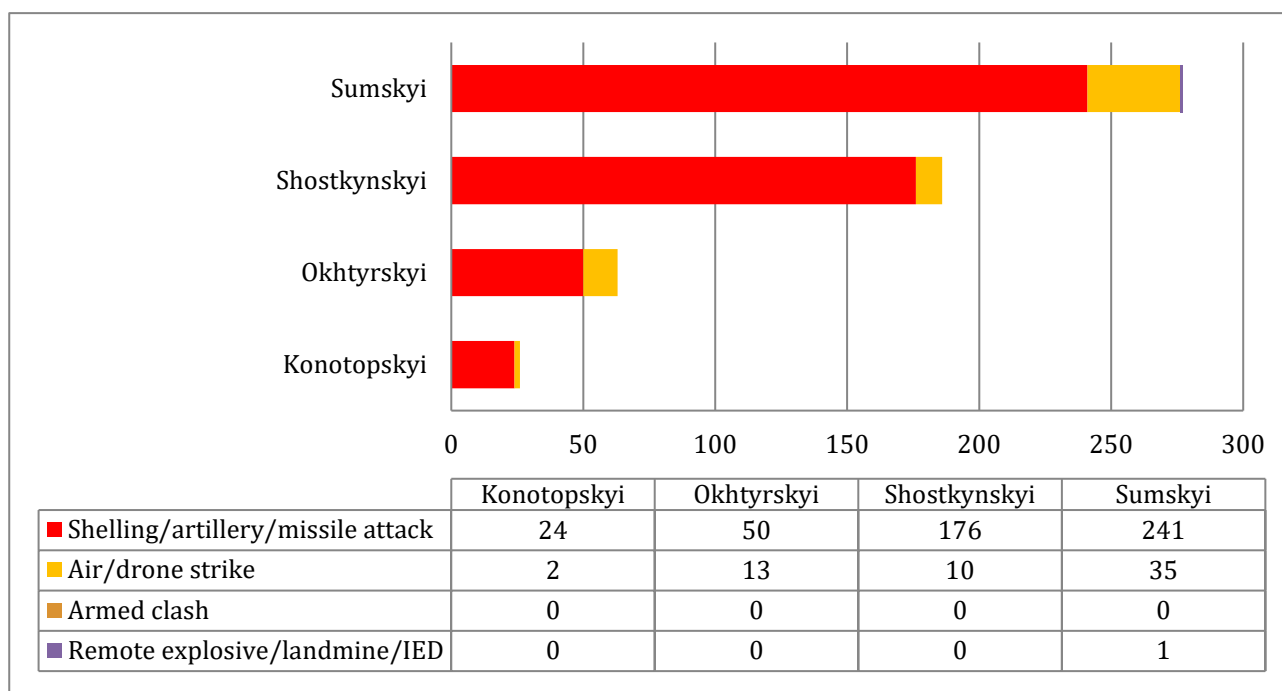
Sumaska Oblast

TOTAL OBLAST POPULATION	INTERNALLY DISPLACED	RETURNEES	NON-DISPLACED
857,827	76,252	99,128	682,447
	8.9%	11.7%	79.6%

Source: OCHA, UKR 2024 HNO Affected Population Estimate (21/09/2023).

- **Raions with settlements in zone A:** Konotopskiy, Okhtyrskiy, Shostkynskiy, Sumskiy
- **Main safety and security concerns:** Attacks in Sumaska Oblast restrict civilian and humanitarian movement and add protection threats. Despite a dozen attacks reported these past couple of months, the number of civilian casualties has remained low. No major problem of access was reported in this oblast. Overall, in the assessed areas 22 settlements reported the threat of missile attacks as the main safety and security concern for the people, followed by the exposure to armed violence and shelling (10) (HSM Rnd 13). ACLED collected data in September and October also shows that in Konotopskiy, Okhtyrskiy, Shostkynskiy and Sumskiy Raions, shelling/artillery/missile attacks have been the most frequent events, particularly in Sumskiy with the highest record of such events. Altogether 491 shelling/artillery/missile attacks were recorded across these four raions. With all other ACLED recorded events (including the ones not displaced in the figure below), 557 events were recorded in the months of September and October 2023 ([ACLED 01/2024](#)).

Figure 20: ACLED Events September – October 2023 - Sumaska Oblast



HSM Settlement Data

HSM number of settlements covered in Zone A: 20 and in Zone B: 16

Severity of needs: Majority of the settlements in the assessed areas have no or only limited needs, while about 1 settlement has a moderate level of needs which have mostly not changed over the past one month prior to the data collection in late September. Thereby the most prevalent needs are livelihood or employment support (10), food (7), fuel for heating (5), repair of damaged housing (6) and provision of medicine (5).

Preferred modality of assistance: Most preferred modality of assistance that is preferred by the majority of households in all assessed settlements is multipurpose cash assistance (36), followed by in-kind support across 17 settlements. Most areas are accessible by road, with the exception of 3 settlements where key informants listed that the most reliable method of aid delivery is by train.

Figure 21: Conflict Events (Timeline) Sumaska

Sector	Date of incident	Location	Casualties	Quote from Source
Education, Livelihood, Food Security, Shelter, Utilities	04/09/2023	Krasnopillia, Miropillia, Shalyhyne, Velyka Pysarivka, Khotin, Putyvl, and Bilopillia	None	Russian forces fired 18 times at communities along the Sumy Oblast border. The attacks damaged a kindergarten, grocery store, administrative building, private home, motorcycle, garage, and two power lines in the Krasnopillia settlement. (Kyiv Independent 05/09/2023)
Shelter, Utilities	06/09/2023	Putyvl, Nova Sloboda	None	An attack damaged private residences and power lines. (Kyiv Independent 06/09/2023).
Education, Livelihood, Shelter, Utilities	07/09/2023	Krasnopillia, Miropillia, Velyka Pysarivka, Khotin, Putyvl, and Bilopillia		Russian forces fired 18 times at communities along the Sumy Oblast border on Sept. 7, the local military administration reported via Telegram. The attacks damaged a kindergarten, grocery store, administrative building, private home, motorcycle, garage, and two power lines in the Krasnopillia settlement. The border was attacked with artillery, cannon, and mortar shelling. The Sumy administration also reported mine attacks, explosions from tanks, rockets launched from helicopters, and a missile strike. (Kyiv Independent 08/09/2023)
Shelter, WASH	12/09/2023	Krasnopillia, Khotin, Velyka Pysarivka, Esman, Seredyna-Buda, Shalyhyne, Putyvl, Myropillia	None	Russian forces shelled communities in Sumy Oblast on 36 occasions during Sept. 12, according to Sumy Oblast Military Administration. Attacks included mortars, rockets, grenades and explosive devices dropped from drones and artillery. Houses and a water tower were amongst the buildings damaged (Kyiv Independent 13/09/2023)
Education, Shelter	13/09/2023	Bilopillia, Khotin, Velyka Pysarivka, Esman, Krasnopillia, Yunakivka, Mykolaiv, Seredyna-Buda, and Nova Sloboda communities	None	Russian forces shelled nine communities in Sumy Oblast on Sept. 13, firing more than 130 rounds from various types of weapons. A school, a club house, a private residence and a car were damaged. (Kyiv Independent 13/09/2023)
Shelter, Livelihood, Utilities	17/09/2023	Sumaska Oblast	1 dead 2 injured	Russian troops conducted 186 attacks in the Sumy region. 4 residential buildings, 2 shops, an administrative building, a domestic street gas pipeline, power lines were damaged, and a grain dryer and an elevator were damaged. (Censor.Net 18/09/2023)
Education	10/10/2023	Krasnopillia	1 injured	A school building was damaged, windows were smashed and the roof was damaged. (Censor.Net 10/10/2023)
Education	11/10/2023	Uhroiidy	1 dead	The school building and the high school were damaged. (Censor.Net 11/10/2023)
Shelter, Protection Livelihood	13/10/2023	All region	Unknown	The shelling damaged 4 apartments, 5 households, an administrative building, windows in a kindergarten, forestry premises, a car, and a private household caught fire. (Censor.Net 13/10/2023)

Figure 22: Issues flagged by Raions in the HSM (Sumska)

Raions (# of settlements assessed)	Population	Top 3 Priorities	Main concerns
Konotopskyi (5)	141,262	1) fuel for heating (3) 2) Food (2) 3) Livelihood support (2)	Safety concerns (3) Disruptions to telecommunications (2) Access to medicine (2)
Okhtyrskyi (9)	94,860	1) Provision of medicine (2) 2) Food (2)	Safety concerns (5) Access to utilities (5) Access to medicine (5)
Sumskyi (14)	394,827	1) Livelihood support (3) 2) Provision of medicine (2) 3) Repair of housing (2) 4) Fuel for heating (2)	Safety concerns (11) Access to financial services (6) Disruption to utilities & telecommunications (5)
Shostkynskyi (8)	137,134	1) Livelihood support (4) 2) Repair of housing (3) 3) Food (2)	Safety concerns (7) Disruption to utilities & telecommunications (4) Disruption to telecommunications (2)

Zaporizka Oblast

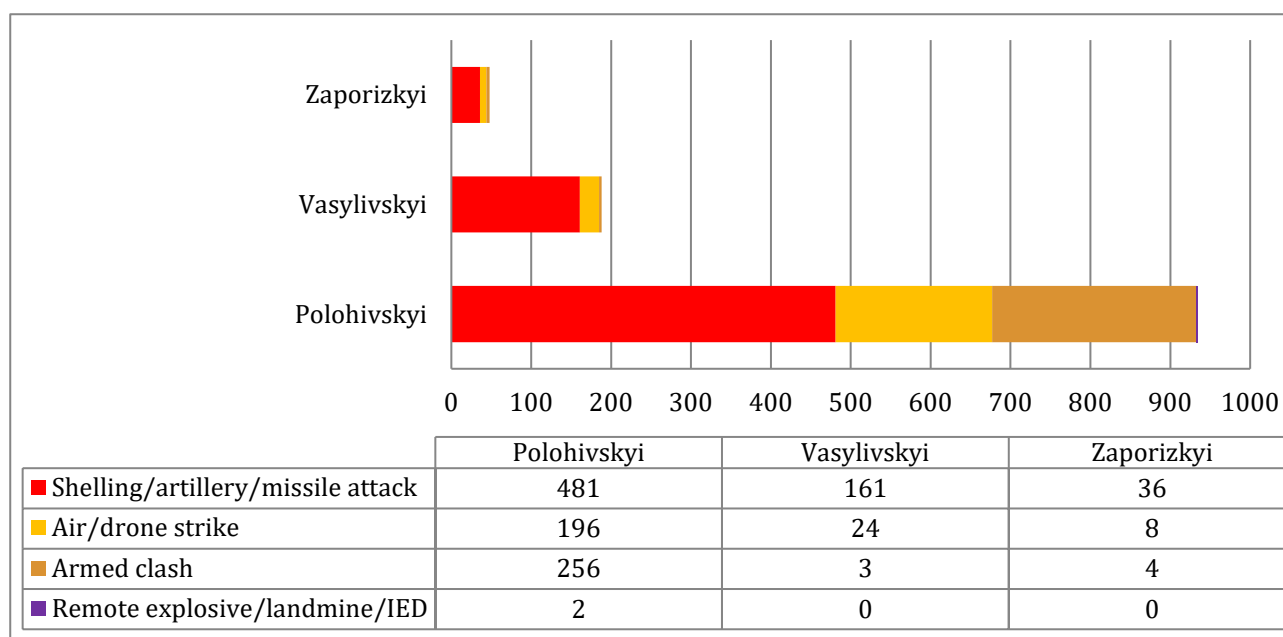
TOTAL OBLAST POPULATION ⁶	INTERNALLY DISPLACED	RETURNEES	NON-DISPLACED
1,064,680	230,498	114,827	719,355
	21.6%	10.8%	67.6%

Source: OCHA, UKR 2024 HNO Affected Population Estimate (21/09/2023).

- **Raions with settlements in zone A:** Zaporizkyi, Vasylivskiyi, Polohivskiyi

Main safety and security concerns: Main safety and security concerns in the last 14 days prior to the survey in the 12 out of 20 assessed settlements was threat of missile attacks, followed by lack of bomb shelter (6), exposure to armed violence and shelling (5) and social tensions in the community (4) (HSM Rnd 13). Like above, ACLED data shows that shelling/artillery/missile attacks were the most prevalent events in Zaporizkyi, Vasylivskiyi and Polohivskiyi Raions in Zaporizka Oblast in the months of September and October with 678 events recorded, as shown in the figure below. Altogether, ACLED recorded 1,292 events, including some less severe events that are not included in the figure below, whereby Polohivskiyi has experienced the most of these events ([ACLED 01/2024](#)).

Figure 23: ACLED Events September – October 2023 - Zaporizka Oblast



HSM Settlement Data

HSM number of settlements covered in Zone A: 13 and in Zone B: 7

Severity of needs: Overall, 5 out of the 20 assessed settlements have high needs, and 4 settlements moderate needs, while the remaining have limited or no needs, according to interviewed key informants from these settlements. Almost half (9) of all the assessed settlements have seen some improvements in the level of needs, while key informants from 5 settlement reported worsening of the situation compared to one month prior to the survey. Thereby the main needs are financial resources (cited across 8 settlements) and provision of medicine (in 4 settlements).

⁶ In Ukrainian-controlled areas

Preferred modality of assistance: The main preferred modality of assistance for the majority of households in 16 settlements is in-kind assistance. Key informants from 13 also reported multipurpose cash assistance. There was no insight from interviewed key informants regarding most reliable ways of aid delivery.

Figure 24: Conflict Events (Timeline) Zaporizka

Sector	Date of incident	Location	Casualties	Quote from Source
Education and Shelter	06/09/2023	Zaporizhzhia city	2 injured	Russian forces launched a missile attack on Zaporizhzhia city on Sept. 6. (Kyiv Independent 06/09/2023)
Education, Shelter	08/09/2023	Guliaypole, Novoandriivka, Novodanilivka, Bilohiria, Levadne, Robotyne, Zatyshshia, Kamianske, Plavni, Stepove, Charivne, Poltavatka, Chervone, Temyrivtka, and Stepanohirsk	1 injured	Russian army carried out 90 strikes on 20 populated areas of Zaporizhzhia. Attacks included artillery shelling, multi-launch rocket systems and aerial missile attacks. Around 40 reports were received about the destruction of residential buildings, educational institutions, and infrastructure facilities. (Censor.Net 09/09/2023)
Shelter	14/09/2023	Bilohiria, Charivne, Huliaypole, Kamianske, Levadne, Lobkove, Lukyanivske, Luhivske, Robotyne, Mali Shcherbaky, Malynivka, Novoivanivka, Novodarivka, Olhivske, Orikhiv, Piatykhatky, Plavni, Pavlivka, Preobrazhenka, Stepanohirsk, Stepove, Temyrivka, Trudove, Uspenivka	1 injured	Russian military fired 118 shots at 31 settlements in Zaporizhzhia. There were 28 reports of the destruction of residential buildings, outbuildings, and infrastructure. (Censor.Net 15/09/2023)
Shelter	12/10/2023	Mykhailivka	1 injured	Russian forces shelled Mykhailivka with artillery damaging residential buildings and farms. (Censor.Net 12/10/2023)

Figure 25: Issues flagged by Raions in the HSM (Zaporizka)

Raions (# of settlements assessed)	Population	Top 3 Priorities	Main concerns
Zaporizkyi (14)	604,493	1) Financial resources (5) 2) Provision of medicine (4) 3) Rent support (2)	Safety concerns (14) Access to medicine (14) Disruption to telecomms (12)
Vasylivskyi (1)	106,507	None cited	Safety concerns (1) Access to medicine (1) Disruption to telecomms (1)
Polohivskyi (5)	86,710	1) Financial resources (3) 2) Healthcare (2) 3) Livelihood support (2) 4) Repair of housing (2)	Safety concerns (5) Access to medicine (5) Disruption to telecomms (5)

Raion Profiles

Dnipropetrovska

Kryvorizkyi Raion

RAION: Kryvorizkyi in Dnipropetrovska Oblast



Overview:

TOTAL POPULATION	INTERNALLY DISPLACED	RETURNEES	NON-DISPLACED
699,256	104,994	55,551	538,711
	15%	8%	77%

Source: OCHA, UKR 2024 HNO Affected Population Estimate (21/09/2023).

Summary

Datasets available: HSM, ACLED, CORA, JMMI

KI's from Kryvorizkyi Raion have flagged some security concerns such as exposure to armed violence and shelling and lack of bomb shelter. The most frequent conflict event recorded by ACLED was the 10 shelling/artillery/missile attacks over Sept/Oct 2023. Overall, the exposure to the conflict is rated as low (0.02) - the lowest number of events recorded of all raions in this report. CORA data (covering 3 hromadas) indicated that the impact of long-range attacks rated low in 2 hromadas (in line with ACLED data) but high in Kryvorizka. This may be due to the attack on 8th September 2023, when 62 apartment buildings and 7 private residences were damaged in the city of Kryvyi Rih resulting in 74 casualties (1 killed and 73 injured). This underlines the dangers facing civilian populations even in areas where there are low numbers of attacks. Conversely to long range attacks, Mine/UXO was rated low in Kryvorizka hromada but high in the other two assessed hromadas (where demining activities are taking place). This data could point to rural/urban differences and would benefit from further analysis.

The severity of needs across the raion was also medium with about 2/3 of the assessed settlements reporting moderate needs (and 1 had high needs). Livelihood and employment support and financial resources were the most prevalent needs. A mixed approach of multipurpose cash assistance and in-kind support were cited as the most preferred modalities of aid. HSM data indicated reasonable access to food and markets across the majority of settlements. However, access to safe and adequate housing, improved sanitation facilities and healthcare services was cited as an issue by several KIs in alignment with the lack of financial resources and lack of facilities (toilets broken and not enough rental properties).

Despite the need for livelihoods and financial resources, JMMI data indicated the access to markets has not been affected by any physical war related or financial barriers. Availability of items was good with no availability issues. Likewise, financial services providers such as banks, ATMs and Ukrposhta were available and operational.

HSM Data

8 settlements surveyed in HSM

- **Main security concerns:** Key informants in Kryvorizkyi identified exposure to armed violence and shelling (1 settlement), lack of bomb shelter (1) and damaged or destroyed property (1) as the main safety and security concerns in the 14 days prior to the survey.

- **Critical infrastructure damage:** Critical infrastructure damage was reported across at least 3 settlements. There were reports of damage on industrial facilities in 3 settlements, and government buildings in 1 settlement in the past 14 days prior to the survey.
- **Vulnerable groups:** The most vulnerable groups observed to be less able to meet their daily needs are people who have been directly harmed by the current violence (listed by key informants in 5 settlements), followed by returnees (4) and female headed households (2).
- **Severity of needs:** Key informants from 6 settlements reported that the level of the needs in their settlements have not changed compared to one-month prior data collection, while key informants from the remaining 2 settlements estimated that the situation was improving. The needs in 5 settlements rated by the key informants as moderate, while key informants in 2 settlements thought that the needs are limited or no needs at all. KI in one settlement reported high needs. Thereby, the main needs are around livelihoods and food security (3) and financial resources (3), but also drinking water (2), NFIs (1), rent and repair of accommodation (1), health care (1), baby products (1) and transportation assistance (1).
- **Current aid actors in the areas:** According to key informants, the most active aid providers are local authorities are active in 7 settlements and international and national aid organizations in 6 settlements. Key informants also listed local volunteer groups (2), religious leaders (2), social workers (1) and GoU (1) as most active providers of aid.
- **Reliable method of aid delivery:** According to key informants from 3 settlements the most reliable method for aid delivery is by road. Key informants from other settlements did not participate in this question.
- **Preferred modality of assistance:** Key informants from most settlements (5) indicated that multipurpose cash assistance is the main preferred modality of assistance for the majority of households in the settlement, followed by in-kind assistance (4).
- **Heating:** The main source of energy that most people use for heating during winter is gas, listed by key informants across 7 settlements. Briquette (2), wood (2) and electricity (2) are used too, but less commonly. Key informants from 1 settlement only listed central heating as the main source of energy for heating.



Priority concerns:

Besides safety concerns that were listed by key informants from all 8 assessed settlements, the main concerns in Kryvorizkyi Raion in the surveyed settlement are:

- Disruption to telecommunication was reported as one main concerns by key informants in 7 assessed settlements, while as key informants from 4 settlements reported experiencing disruptions to the phone network every few days in the 14-day period prior to the data collection. Disruptions in internet services in the 14 days prior data collection were few hours (1), less than an hour (3) and several hours (3).
- Disruption to utilities was cited as one of the main concerns by key informants in 5 settlements, while 2 settlements were already affected with power cuts in every few days and disruption in gas supply in every few days (1) in the 14-day period prior to the survey.
- Access to medicine was reported as a main concern by key informants from 5 settlements. Thereby the main barriers are the cost of medicine (2), lack of access for people with disabilities (2), shortage of medical personnel (1) and that pharmacies are too far (1).
- Access to toilets was prioritized as a concern across 3 settlements, with main issues including toilets being broken or damaged (1) or not connected to the centralized sewage system (1).

- Access to information on humanitarian assistance has been lacking in 3 settlements, according to key informants. Thereby, the main information that is needed is about how to get food (3) and how to get financial support (2).
- Access to housing was cited by key informants from 3 settlements. However, insight into barriers to access housing was given only by key informants from one settlement, saying that there is a lack of rental properties.

Other concerns listed were access to healthcare services (2), access to drinking water (2), psychological support (1), specific services needed for vulnerable groups (1) and access to food (1).

Access issues: Some limited access issues, according to interviewed key informants, are around accessing water and safe and improved sanitation facilities, as shown in the table below. A few people in two settlements also face issues with access to healthcare services.

	8 settlements surveyed in Kryvorizkyi Raion					
	The situation is under control	The situation is concerning /requires monitoring	A few people are unable to access	Some people are unable to access	Many people are unable to access	Most people are unable to access
Access to safe and adequate housing	5	3	-	-	-	-
Access to sufficient food	7	1	-	-	-	-
Access to markets to purchase goods	7	1	-	-	-	-
Accessing water	3	4	1	-	-	-
Accessing improved sanitation facilities	4	3	1	-	-	-
Accessing healthcare services	5	1	2	-	-	-

JMMI Data

Customers interviewed: 5, Retailers interviewed: 3.

Barriers to access markets and goods: According to a JMMI customer survey, war and its related developments did not have a significant impact on the ability to access usual stores and marketplaces within a month period prior to the survey. The JMMI findings largely corroborate the findings of the HSM survey findings as key informants from most settlements did not identify any main safety and security concerns. Furthermore, key informants in the HSM also confirmed no major access issues regarding markets.

While some (5 out of 8) settlements assessed for the HSM survey rated the level of needs moderate, the most prevalent needs that were identified were around financial sources/livelihood. However, according to a JMMI customer survey, there have been no financial factors affecting the ability to buy goods from their usual stores and marketplaces. Furthermore, JMMI customer survey also shows that items in the five key categories that were listed in the survey (food, hygiene items, vehicle and heating fuel, warm clothes and medicine) all were sufficiently available in the shops and marketplaces in assessed hromadas, while key informants in the HSM survey identified NFIs (1) and baby products (1) as some key needs, indicating lack of availability or accessibility to these goods.

Median prices: JMMI retailer survey investigated the price ranges in key food and hygiene items.⁷ While there were not enough data points to identify raion level price variations, when compared to the

⁷ Eggs, Bread, Milk, Sunflower Oil, Buckwheat, Chicken Legs, Drinking Water, Body Soap, Sanitary Pads, Toothpaste

median prices on macro region level, then the prices in Kryvorizkyi are about 5 UAH higher, driven by the price of toothpaste (+17.14), chicken legs (+16.90) and sunflower oil (+13.97).

Access to financial services: According to JMMI customer survey, all assessed financial service providers - bank, ATMs and Ukrposhta - are available in the assessed areas, which aligns with HSM assessment findings where key informants did not identify access to financial services as a key concern.

BARRIERS TO ACCESS MARKETS AND GOODS

How have the war and its related developments affected your ability to access your usual store or marketplace this month?

No Impact	Movement Restrictions	Fighting/ Shelling	Buildings Damaged	Road Damaged	Lack of Transport	Feel Unsafe	Power Outages	Air Alert	Other	No Answer
5	0	0	0	0	0	0	0	0	0	0

Do any of these financial factors affect your ability to buy goods from your usual stores and marketplaces this month?

Not Affect	Not Available	Not Affordable	Not Enough Cash	Public Transport	Expensive Fuel	Prices Increased	Other	No Answer
5	0	0	0	0	0	0	0	0

ITEM AVAILABILITY

For each of these five categories of items, please indicate their current level of availability in shops and marketplaces in your hromada:

ITEM	Available	Limited	On Order	Not available	DK
FOOD	5	0	n/a	n/a	n/a
HYGIENE ITEMS	5	0	0	n/a	n/a
VEHICLE FUEL	5	0	0	0	0
HEATING FUEL	5	0	0	0	0
WARM CLOTHES	5	0	0	0	0
MEDICINE	5	0	0	0	0

ACCESS TO FINANCIAL SERVICES

Are bank branches currently available and functioning in your community?

Are ATMs currently available and functioning in your community?

Are Ukrposhta financial services available in your community (home delivery of cash transfers, pensions, allowances, etc.)?

	Available	Available, but unable to provide	Available, but not during air alert	Available, but not during power outage	Only mobile	Not available	Other (1)	Other (2)	No answer
Bank	5	0	0	0	0	0	0	n/a	0
ATM	5	0	0	0	n/a	0	0	0	0
Poshta	5	n/a	0	0	0	0	0	n/a	0

CORA Data (3 Hromadas)

Apostolivska Hromada

- Returns estimated at 61 - 80%.
- Disruption to water supplies rated High, disruption to police and other legal services is rated Medium, all other utilities, Health and Education disruptions are rated Low.
- Residential destruction impact rated Medium with Low level of reconstruction.
- Mine/UXO presence rated High, with some demining taking place.
- Military presence is rated Medium, impact of long-range attacks rated Low.
- The impact of community tension is rated Medium.

Kryvorizka Hromada

- Returns estimated at 61 - 80%.
- Disruption to water supplies rated Medium, all other utilities, Health and Education disruptions are rated Low.
- Residential destruction impact rated Medium with medium level of reconstruction.
- Mine/UXO presence rated Low, no demining rating.
- Military presence is rated Medium, impact of long-range attacks rated High.
- The impact of community tension is rated Medium.

Zelenodolska Hromada

- Returns estimated at 81 - 100%.
- Disruption to water supplies rated High, all other utilities, Health and Education disruptions are rated Low.
- Residential destruction impact rated Medium with Low level of reconstruction.
- Mine/UXO presence rated High, with some demining taking place.
- Military presence is rated Medium, impact of long-range attacks rated Low.
- The impact of community tension is rated Low.

Nikopolskyi Raion

RAION: Nikopolskyi in Dnipropetrovska Oblast



Overview:

TOTAL POPULATION	INTERNALLY DISPLACED	RETURNEES	NON-DISPLACED
247,134	34,854	18,347	193,933
	14%	7%	79%

Source: OCHA, UKR 2024 HNO Affected Population Estimate (21/09/2023).

Summary

Datasets available: HSM, ACLED, CORA, JMMI

The threat of missile attacks was the main security concern highlighted around a third of the KIs in Nikopolskyi Raion, however exposure to the conflict is rated as low (0.11), with ACLED recording 111 events over Sept/Oct 2023, predominantly air/drone strikes and shelling/artillery/missile attacks (35). CORA data (from Nikopolska hromadas) rates the presence of mine/UXOs high, with some demining is already taking place. Military presence is rated medium, but in line with ACLED data the impact of long-range attacks was identified as high.

Severity of needs across the raion was medium as half of the assessed settlements had high or extreme needs, and another half moderate, limited or no needs. Accommodation related needs were most pressing, such as the repair of inadequate or damaged housing, housing/accommodation, and rental support. About a quarter of the KI also emphasized the need for drinking water and healthcare services. Multipurpose cash was identified as one of the preferred modalities in most settlements.

HSM data indicated reasonable access to markets, but highlighted issues to access safe and adequate housing and food. Also, only about 2/3 of KI cited access issues of varying degree regarding sanitation facilities and healthcare services, and 3/4 regarding accessing water.

JMMI data indicated that over a third of customers found no issues accessing goods and services, although air alerts and a general feeling of unsafe were given as factors impacting access, along with movement restrictions. Finance appeared to be an equally important barrier with about a third of customer respondents saying they had been unaffected by financial factors. Not being able to afford goods and public transportation were the most identified barriers to goods and services. Availability of items was generally good with only vehicle and heating fuel being available on order in one hromada. Availability of financial services providers such as banks, ATMs and Ukrposhta was good, except during air alerts when banks stop operations and power cut when ATMs do not work.

HSM Data

8 settlements surveyed in HSM ⁸

- **Main security concerns:** The main safety and security concern in Nikopolskyi is the threat of missile attacks cited in 3 out of 8 settlements, followed by social tensions and exposure to armed violence and shelling (each cited in 2 settlements), damaged or destroyed property (1), lack of bomb shelter (1) and trauma or psychological distress (1).

⁸ Marhanets, Myrove, Nikopol, Pershotravneve, Pokrov, Pokrovske, Tomakivka, Chervonohryhorivka

- **Critical infrastructure damage:** The infrastructure that was damaged in the last 14 days prior to the survey was industrial facilities (3) and government buildings (2). Key informants from one settlement also reported damage on water infrastructure and markets/grocery stores (1).
- **Vulnerable groups:** People with mental health conditions (3) and people who have been directly harmed by the current violence (3) have been observed by HSM key informants as groups that are less able to meet their everyday needs. Also, returnees were listed by key informants from 2 settlements. People with chronic illnesses, female headed households and elderly were identified as vulnerable groups too (each in 1 settlement).
- **Severity of needs:** Overall needs in the settlement are perceived rather high as key informants in 3 settlements have reported high needs, and in 1 settlement severe needs. While in 2 settlements the needs were perceived to be moderate, the remaining 2 settlements have only limited or no need, according to key informants from these settlements. While most (5) of the settlements have not seen any change in the extent of needs among the residents, then key informants from 3 settlements reported that the situation of the people there has been improving over the past one month. The needs include repair of inadequate or damaged housing (2), housing/accommodation (2) or rent support (1), healthcare (2) and drinking water (2).
- **Current aid actors in the areas:** According to key informants, most active aid providers in the assessed settlements are local authorities (4), religious leaders (4) and international and national aid organizations (4). Key informants from 3 settlements also listed GoU as the most active aid provider.
- **Reliable method for aid delivery:** Key informants from one settlement only gave insight into the most reliable aid delivery method, which is by road. It was also added that within the settlement it would be preferred to have home delivery for people with limited mobility.
- **Preferred modality of assistance:** Altogether, key informants from 6 settlements believed that the preferred modality of assistance for the majority of households in the settlement is multipurpose cash assistance. In-kind assistance was believed to be another preferred method across 3 settlements.
- **Heating:** The main source of energy that most people use for heating during winter is gas, listed by key informants from 7 out of 8 settlements. Few alternative methods are also electricity (2) and solar panels (2).



Priority concerns:

Besides safety concerns that were cited by informants in all assessed settlements, the main concerns in the assessed settlements in Nikopolskyi Raion 14 days prior the survey were:

- Access to medicine was listed as the main concern across all 8 settlements, whereby the cost of medicine was the main barrier (3), followed by shortage of medical personnel (2), availability of needed medicine (1) and long distance to pharmacies (1).
- Disruption to telecommunications was another most common concern across all 8 settlements, whereby half (4) have already been facing disruptions of phone network every few days over the 14-day period prior data collection, and people in 1 settlement a few hours every day. Likewise, internet coverage has been interrupted for a few hours in 4 settlements, and less than an hour in 3 settlements over the 14-day period.
- Disruption to utilities was listed as a main concern across 7 assessed settlements, whereby people in 3 settlements have been facing gas as well as electricity supply disruptions every few days.

- Access to healthcare services (4) as needed services are not available (1) and there is shortage of medical personnel (1). Long queues in stores/pharmacies (1) and lack of means of transportation were listed by key informants in one settlement each.
- Access to housing (3) as housing/shelter has been damaged, according to key informants from 1 settlement. Other key informants did not give any further insight into the barriers faced to accessing housing.
- Access to food was listed by key informants from 3 settlements, whereby the main barrier in 2 settlements for people was lack of money, and in 1 settlement lack of functional stores.

Other less common concerns listed by the key informants were access to drinking water (2), access to financial services (2), access to NFIs (2) and to toilets (2), as well as access to wash facilities (1) and non-drinkable water (1) and information on humanitarian assistance (1).

Main Access Issues: According to key informants, most people in the settlement are unable to access water (1) and improved sanitation facilities (1). Table below shows that several other settlements have access issues that require monitoring.

	8 settlements surveyed in Nikopolskyi Raion					
	The situation is under control	The situation is concerning /requires monitoring	A few people are unable to access	Some people are unable to access	Many people are unable to access	Most people are unable to access
Access to safe and adequate housing	4	3	1	-	-	-
Access to sufficient food	4	4	-	-	-	-
Access to markets to purchase goods	6	1	1	-	-	-
Accessing water	2	4	-	1	-	1
Accessing improved sanitation facilities	3	2	1	1	-	1
Accessing healthcare services	3	4	1	-	-	-

JMMI Data

Customers interviewed: 5, Retailers interviewed: 3.

Barriers to access markets and goods: While key informants in HSM survey in all 8 assessed settlements listed safety as one of the main general concerns not directly related to accessing markets and goods, 3 key informants in the JMMI customer survey said that war and its related developments did not have an impact on the ability to access usual stores and marketplaces within a month period prior to the survey. However, two key informants said that general feeling of lack of safety, and air alerts, plus also movement restrictions (according to 1 interviewee) were some of the concerns that affected the ability to access stores and marketplaces. This largely aligns with the findings of the HSM survey where threat of missile attacks (3 out of 8), social tensions (2), damaged/destroyed property (1), lack of bomb shelter (1) and psychological distress (1) were the main safety and security concerns identified by key informants.

Besides war related developments, three key informants in the JMMI survey also identified some financial barriers affecting the ability to buy goods from usual stores and marketplaces in the one-month period prior to the survey. Two customers said that the prices are not affordable, and one said that the price increases have affected him/her. Other factors that customers cited as barriers were transportation (2) and fuel prices (1) affecting access to goods.

Goods in all the accessed key categories such as food, hygiene items, vehicle and heating fuel, warm clothes and medicine are available in the shops/marketplaces in assessed hromadas, except in one hromada where heating and vehicle fuel are available on order only. However, HSM assessment findings show a different picture in the assessed settlements as key informants from all 8 assessed settlements listed access to medicine as one of the key concerns. Also, access to food was identified as a key concern in 3 out of 8 settlements due to lack of money (2) and/or functional stores (1). Particular access issues in the HSM assessed settlements were in regard to sufficient food in 4 settlements, and to markets to purchase goods in 2 settlements.

Median prices: JMMI retailer survey investigated the price ranges in key food and hygiene items.⁹ While there were not enough data points to identify raion level price variations, when compared to the median prices on macro region level, then the prices in Nikopolskyi are about 2.5 UAH higher, driven by the price of chicken legs (+12.90 UAH). Some of the assessed items (4) are cheaper compared to the prices on macro region level, with sunflower oil being the cheapest by 5.8 UAH lower.

Access to financial services: According to JMMI customer survey, all assessed financial service providers - bank, ATMs and Ukrposhta - are available in the assessed areas. However, there are some disruptions to bank services during air alerts, according to 2 key informants, and to ATMs during power cuts (1). Access to financial services was also cited as one of the key concerns by the key informants in HSM survey.

BARRIERS TO ACCESS MARKETS AND GOODS

How have the war and its related developments affected your ability to access your usual store or marketplace this month?

No Impact	Movement Restrictions	Fighting/ Shelling	Buildings Damaged	Road Damaged	Lack of Transport	Feel Unsafe	Power Outages	Air Alert	Other	No Answer
3	1	0	0	0	0	2	0	2	0	0

Do any of these financial factors affect your ability to buy goods from your usual stores and marketplaces this month?

Not Affected	Not Available	Not Affordable	Not Enough Cash	Public Transport	Expensive Fuel	Prices Increased	Other	No Answer
3	0	2	0	2	1	1	0	0

ITEM AVAILABILITY

For each of these five categories of items, please indicate their current level of availability in shops and marketplaces in your hromada:

ITEM	Available	Limited	On Order	Not available	DK
FOOD	5	0	n/a	n/a	n/a
HYGIENE ITEMS	5	0	0	n/a	n/a
VEHICLE FUEL	4	0	1	0	0
HEATING FUEL	4	0	1	0	0
WARM CLOTHES	5	0	0	0	0
MEDICINE	5	0	0	0	0

⁹ Eggs, Bread, Milk, Sunflower Oil, Buckwheat, Chicken Legs, Drinking Water, Body Soap, Sanitary Pads, Toothpaste

ACCESS TO FINANCIAL SERVICES

Are bank branches currently available and functioning in your community?

Are ATMs currently available and functioning in your community?

Are Ukrposhta financial services available in your community (home delivery of cash transfers, pensions, allowances, etc.)?

	Available	Available, but unable to provide	Available, but not during air alert	Available, but not during power outage	Only mobile	Not available	Other (1)	Other (2)	No answer
Bank	2	0	2	1	0	0	0	n/a	0
ATM	5	0	0	0	n/a	0	0	0	0
Poshta	5	n/a	0	0	0	0	0	n/a	0

CORA Data

Nikopolska Hromada

- Returns estimated at 1 - 20%.
- Disruption to water supplies rated High, all other utilities, Health and Education disruptions are rated Low.
- Residential destruction impact rated High with Medium level of reconstruction.
- Mine/UXO presence rated High, with some demining taking place.
- Military presence is rated Medium, impact of long-range attacks rated High.
- The impact of community tension is rated Medium.

Synelnykivskyi Raion

RAION: Synelnykivskyi in Dnipropetrovska Oblast



Overview:

TOTAL POPULATION	INTERNALLY DISPLACED	RETURNEES	NON-DISPLACED
188,413	20,633	10,599	157,181
	11%	6%	83%

Source: OCHA, UKR 2024 HNO Affected Population Estimate (21/09/2023).

Summary

Datasets available: HSM, ACLED, JMMI

The threat of missile attacks is the main security concern highlighted by over 3/4 of the KIs in Synelnykivskyi Raion, however exposure to the conflict is rated as low (0.02), with ACLED recording 19 events over Sept/Oct 2023 (far lower than most of the assessed raions in this report). These attacks are predominantly air/drone strikes and shelling/artillery/missile attacks.

Severity of needs across the raion was low with only a third of the settlements reporting moderate needs (one cited high). Financial support was the most cited need by almost half of the KIs. A mixed

approach of multipurpose cash assistance and in-kind support was cited as the most preferred modality of aid in most of the settlements.

HSM data indicated reasonable access to markets and food, across the majority of settlements. However, access to safe and adequate housing and water was cited as an issue by about a third of the KIs, and access to sanitation facilities and healthcare (mainly medicine) services was cited as an issue by around half of the KIs.

JMMI data indicated that customers found that the conflict had no significant impact on accessing goods and markets. However, finance appeared to be a bigger barrier with none of the customer respondents saying they had been unaffected by financial factors. Not being able to afford goods and price increases were the most commonly identified barriers to goods and services. Availability of items was generally good with only heating fuel not being available in some areas or being available on order. Availability of financial service providers such as banks, ATMs and Ukrposhta was good, except during air alerts when banks and Ukrposhta temporarily stopped operations in most of the areas.

HSM Data

14 settlements surveyed in HSM ¹⁰

- **Main security concerns:** According to key informants the main security concern within the 14-day period prior to the survey in the assessed settlements in Synelnykivskiyi was the threat of missile attacks that was listed by key informants from 11 settlements out of 14. Thereby, the lack of bomb shelters was listed by key informants from one settlement only.
- **Critical infrastructure damage:** Critical infrastructure damage was reported by key informants from 2 settlements that mentioned damage to industrial facilities.
- **Vulnerable groups:** According to key informants, returnees (5), female headed households (4), people who have been directly harmed by the current violence (4), people with chronic illnesses (4), people with physical disabilities and internally displaced people have been observed most frequently as vulnerable groups less able to meet their everyday needs.
- **Severity of needs:** Most key informants from 9 settlements assessed the level of needs for the population in these settlements with limited or no needs at all, while 4 settlements were ranked as having moderate needs, and 1 high needs. Thereby 5 settlements have been experiencing some improvements in terms of needs compared to one month prior the survey, while 7 settlements have remained the same. Key informants from 2 settlements believed that the situation regarding needs has been worsening over the past month. The main needs are financial resources (6), healthcare (4), livelihood support/employment (3) and NFIs (3).
- **Current aid actors in the areas:** According to key informants, most active aid providers in the assessed settlements are in Synelnykivskiyi are local authorities (12), followed by international and national aid organizations (8), religious institutions (8), and local volunteer groups (4). GoU was also listed across 3 settlements.
- **Preferred modality of assistance:** Key informants from 9 settlements believed that in-kind support is the preferred modality of assistance for the majority of households in the settlement. Multipurpose cash assistance (8) and services (8) were also listed by the majority of key informants.
- **Heating:** According to key informants, gas is the main source of energy for heating for most people across 12 assessed settlements. Central heating was listed across 6 settlements, while electricity and wood were listed across 4 settlements.

¹⁰ Vasylykivka, Velykomykhailivka, Ilarionove, Malomykhailivka, Mezhova, Mykolaivka, Novopavlivka, Pershotravensk, Petropavlivka, Pokrovske, Rozdory, Synelnykove, Slavhorod, Slovianka



Priority concerns:

Besides the concern of safety that was listed by key informants from all 14 settlements as one of the main concern, other concerns within the last 14 days prior the survey in Synelnykivskiyi Raion in the surveyed settlements were:

- Access to medicine was listed by key informants from all 14 assessed settlements, with the cost of medicine being one main barrier for people in 9 settlements. Also, the cost of transportation to get to pharmacies was listed by key informants from 3 settlements.
- Disruption to telecommunication was prioritized as a concern in 9 settlements, whereby 5 settlements have already been facing disruptions to phone network every few days within 14-day period prior data collection and 8 settlements have had disruptions in internet provision for about less than an hour and 3 settlements few hours in this 14-day period.
- Disruption to utilities was a concern prioritized by key informants in 6 settlements. One settlement has had gas disruption for a few hours every day and 2 settlements every few days in the 14-day period prior to the survey. Also, electricity has been cut every few days in 2 settlements.
- Access to healthcare services was listed by key informants in 4 settlements. Key informants from 2 settlements elaborated that the main barrier for accessing healthcare is lack of needed services.
- Access to toilets was listed across 4 settlements. However, key informants did not provide further clarifications on the barriers.

Other concerns listed were access to information on humanitarian assistance (3), access to housing (3), psychological support (2), disruption to transportation or fuel supply (1) and access to food (1), access to financial services (1) and access to documents and/or legal services (1).

Main Access Issues: Access issues in most of the settlements are under control. However, according to key informants many people in 1 settlement are unable to access improved sanitation facilities. Also, some access issues are also around safe and adequate housing in 1 settlement, healthcare services (1) and accessing water (1) and sanitation (1).

	14 settlements surveyed in Synelnykivskiyi Raion					
	The situation is under control	The situation is concerning /requires monitoring	A few people are unable to access	Some people are unable to access	Many people are unable to access	Most people are unable to access
Access to safe and adequate housing	9	4	1	-	-	-
Access to sufficient food	11	3	-	-	-	-
Access to markets to purchase goods	11	3	-	-	-	-
Accessing water	10	3	1	-	-	-
Accessing improved sanitation facilities	7	5	1	-	1	-
Accessing healthcare services	8	5	1	-	-	-

JMMI Data

Customers interviewed: 5, Retailers interviewed: 5.

Barriers to access markets and goods: While key informants in HSM survey in all 11 out of 14 assessed settlements listed threat of missile attacks as one of the main general concerns, the same number of key informants also indicated that access to markets and goods had not been significantly affected. This aligned with 5 key informants in the JMMI customer survey who stated that the war and its related developments did not have an impact on the ability to access usual stores and marketplaces within a month period prior to the survey.

However, 4 out of 5 JMMI customer survey participants identified financial factors that have affected the ability to buy goods from the usual stores or marketplaces in the one-month period prior to JMMI data collection as the goods are not affordable (2) or due to price increases (2). JMMI data corroborates HSM as key informants in the HSM survey also identified financial resources (in 6 of 14 settlements) and livelihoods/employment support (3), in addition to NFIs (3) as some of the main needs of people in their settlements.

Regarding item availability, JMMI customer survey shows that generally there are no major availability issues of items in the assessed categories such as food, hygiene items, vehicle and heating fuel, warm clothes and medicine. However, there are some issues regarding heating fuel as 4 of 5 interviewees said that the heating fuel is available only partially (2) or not at all (2) in the shops and marketplaces in their hromadas. Fuel issues, even if on a smaller scale, were also flagged by key informants in one settlement in the HSM survey as car fuel and heating fuel were listed as priority needs. Although all 5 JMMI customer survey key informants indicated that medicine is available in the shops/markets in the assessed hromadas, key informants in all 14 assessed settlements in HSM survey identified access to medicine as a main concern. However, the most prevalent barrier (cited 9 informants) was the cost of medicine underlining the economic impact of the conflict.

Median prices: JMMI retailer survey investigated the price ranges in key food and hygiene items.¹¹ While there were not enough data points to identify raion level price variations, when compared to the median prices on macro region level, then the prices in Synelnykivskiyi are about 1.4 UAH lower, driven by the price of chicken legs (-15.80 UAH). Half of the 10 assessed items are of lower prices compared macro regional level prices.

Access to financial services: According to JMMI customer survey, all assessed financial service providers - bank, ATMs and Ukrposhta - are available in the assessed areas. However, there are some disruptions during air alerts to bank services (3 key informants) and to Ukrposhta (4). JMMI data corroborates HSM data as key informants in only 1 out of 14 assessed settlements listed access to financial services as one of the key concerns.

BARRIERS TO ACCESS MARKETS AND GOODS

How have the war and its related developments affected your ability to access your usual store or marketplace this month?

No Impact	Movement Restrictions	Fighting/Shelling	Buildings Damaged	Road Damaged	Lack of Transport	Feel Unsafe	Power Outages	Air Alert	Other	No Answer
5	0	0	0	0	0	0	0	0	0	0

¹¹ Eggs, Bread, Milk, Sunflower Oil, Buckwheat, Chicken Legs, Drinking Water, Body Soap, Sanitary Pads, Toothpaste

Do any of these financial factors affect your ability to buy goods from your usual stores and marketplaces this month?

Not Affected	Not Available	Not Affordable	Not Enough Cash	Public Transport	Expensive Fuel	Prices Increased	Other	No Answer
0	0	2	0	0	0	2	0	1

ITEM AVAILABILITY

For each of these five categories of items, please indicate their current level of availability in shops and marketplaces in your hromada:

ITEM	Available	Limited	On Order	Not available	DK
FOOD	5	0	n/a	n/a	n/a
HYGIENE ITEMS	5	0	0	n/a	n/a
VEHICLE FUEL	4	0	0	0	1
HEATING FUEL	1	0	2	2	0
WARM CLOTHES	5	0	0	0	0
MEDICINE	5	0	0	0	0

ACCESS TO FINANCIAL SERVICES

Are bank branches currently available and functioning in your community?

Are ATMs currently available and functioning in your community?

Are Ukrposhta financial services available in your community (home delivery of cash transfers, pensions, allowances, etc.)?

	Available	Available, but unable to provide	Available, but not during air alert	Available, but not during power outage	Only mobile	Not available	Other (1)	Other (2)	No answer
Bank	2	0	3	0	0	0	0	n/a	0
ATM	4	0	0	0	limited (1)	0	0	0	0
Poshta	0	n/a	4	0	0	0	0	n/a	1

Donetska

Bakhmutskyi Raion

RAION: Bakhmutskyi in **Donetsk** Oblast



Overview:

TOTAL POPULATION	INTERNALLY DISPLACED	RETURNEES	NON-DISPLACED
58,924	11,526	19,209	28,189
	19%	32%	49%

Source: OCHA, UKR 2024 HNO Affected Population Estimate (21/09/2023).

Summary

Datasets available: HSM, ACLED

In Bakhmutskyi the extent of the conflict is rated as severe (0.95) with shelling/artillery/missile attacks being the most frequent conflict events recorded by ACLED recording 469 events over the two-month period of September and October 2023. With people facing extreme exposure to conflict events, the severity of needs in the raion is also correspondingly extreme. The most pressing needs cited are the provision of medicine and drinking water followed by food.

Mirroring these needs, KIs from most settlements indicated that most people were unable to access healthcare services, water, improved sanitation facilities and sufficient food. Most people were also unable to access adequate and safe housing or markets to purchase goods. The most preferred modality of aid cited was in-kind support likely due to lack of functional stores and poor market access in general. Movement restrictions, fear of arbitrary arrest and detention or forced abduction are also impacting the community's ability to access services.

HSM Data

5 settlements surveyed in HSM ¹²

- **Main security concerns:** Key informants in Bakhmutskyi reported several security concerns across all 5 assessed settlements. Most of the security concerns are directly related to the conflict activity, such as attacks on civilian facilities and damage or destroyed property, presence of landmines/UXO, exposure to armed violence and shelling, housing/land being used for military purposes, lack of bomb shelters and threat of missile attacks. Other safety and security concerns listed by key informants across all 5 settlements were restricted population movement, looting of private property and arbitrary arrest/detention. Key informants from 4 settlements also listed abduction or forced disappearance as a main safety and security concern.
- **Critical infrastructure damage:** Main infrastructure damage caused by the conflict activity has been on schools and education facilities, roads, industrial facilities, and bridges in 4 settlements. Key informants from 3 settlements also reported damage to warehouses.
- **Vulnerable groups:** Returnees and people who have been directly harmed by the current violence were listed by key informants from all 5 settlements as a vulnerable group that has

¹²Zvanivka, Siversk, Toretsk, Zalizne, Chasiv Yar

been observed being less able to meet their everyday needs. Pregnant and lactating women were also listed by key informants from 3 settlements.

- **Severity of needs:** The level of needs has been worsening in all 5 settlements, according to key informants, who also rated that the needs in their settlements are extreme. Interestingly, the needs listed were rather limited. Key informants from 4 settlements listed drinking water and provision of medicine as priority needs of the people in the settlements within the last 14 days prior to the survey, followed by food (3).
- **Current aid actors in the areas:** According to key informants, most active aid providers in the assessed settlements are international and/or national aid organizations (2), in addition to local volunteers (1), local authorities, (1) and GoU supporting the communities in some of the settlements. According to key informants, 3 out of 5 settlements have no active actors in the settlements providing aid.
- **Reliable aid delivery method:** Key informants from two settlements said that currently it is difficult to receive international humanitarian aid in their communities. The reliable ways to other settlements are by road (1) or in humanitarian convoy (1).
- **Preferred modality of assistance:** According to key informants, the main preferred modality of assistance for the majority of households in the settlement is in-kind support (4), services (2), multipurpose cash assistance (1) or voucher-based assistance (1).
- **Heating:** Two settlements have reportedly no heating systems in place. According to key informants in the remaining three settlements, the main sources of energy that most people use for heating during winter are wood (2) and coal (2). Other sources that are not as common, but were still reported, are briquette (1), central heating (1), electricity (1) gas (1), kerosene (1), oil (1) and solar panels (1).



Priority concerns:

Besides the safety and security concerns that were listed by key informants from all 5 assessed settlements, other main concerns in Bakhmutskiy Raion in all the 5 surveyed settlements are:

- Access to documents and legal services (5)
- Access to food due to lack of functional stores (4), restrictions of movement (2), lack of money (1) and high prices (1), as well as due to lack of items available (1).
- Access to healthcare services mainly because needed medicines (2) or services (2) are not available, movement restrictions (2) and lack of transportation to healthcare services (2).
- Access to housing due to houses and shelter being damaged by conflict activities, according to key informants from all 5 settlements.
- Access to medicine as most settlements face the issue of lacking pharmacies (4). Other barriers also include lack of means of transportation (2) and movement restrictions (2), cost of medicine (2), safety concerns at the place of pharmacies (2) and on the way (2), as well as available pharmacies being too far (2).
- Disruption to telecommunications as all settlements have been facing phone network disruptions for most of the time every day, and internet coverage being disrupted always in the past 14 days prior the survey.
- Disruption to utilities with electricity supply being the main issues since all settlements have had power cuts for most of the day every day in the 14-day period prior to the survey. Gas supply issues were reported by key informants from one settlement only.

- Access to toilets as there are no toilets in 3 settlements. Key informants from other settlements reported other barriers such as breakdown/damage to wastewater network (1), treatment station (1) and pumping system (1), as well as lack of water for flushing toilets (1).

Other concerns listed by key informants that were not common across all settlements but were common at least across 3 settlements were access to financial services (4), access to NFIs (4), access to drinking water (4), disruption to transportation or fuel supply (3), access to WASH facilities (3), access to non-drinking water (3) and access to information about humanitarian assistance (3).

Main Access Issues: According to key informants, the main access issues in the 5 assessed settlements in Bakhmutskyi Raion are access to safe and adequate housing, water, sanitation facilities and healthcare services as key informants from 4 settlements reported that most people had difficulties accessing those services as shown in the table overleaf.

	5 settlements surveyed in Bakhmutskyi Raion					
	The situation is under control	The situation is concerning /requires monitoring	A few people are unable to access	Some people are unable to access	Many people are unable to access	Most people are unable to access
Access to safe and adequate housing	-	-	1	-	-	4
Access to sufficient food	-	-	1	-	1	3
Access to markets to purchase goods	-	-	1	-	1	3
Accessing water	-	-	-	1	-	4
Accessing improved sanitation facilities¹³	-	-	-	-	-	4
Accessing healthcare services	-	-	1	-	-	4

Kramatorskyi Raion

RAION: Kramatorskyi in Donetska Oblast

SITUATIONAL ANALYSES REPORTS - 1



Overview:

TOTAL POPULATION	INTERNALLY DISPLACED	RETURNEES	NON-DISPLACED
165,652	32,401	54,003	79,248
	19%	33%	48%

Source: OCHA, UKR 2024 HNO Affected Population Estimate (21/09/2023).

Summary

Datasets available: HSM, ACLED

Exposure to the conflict in the raion is rated as Medium (0.29) based on ACLED data with 288 conflict events during Oct/Sept 2023 consisting predominantly of shelling/artillery/missile attacks, armed clashes, and air/drone strikes. HSM KIs indicated several main security concerns including the threat of

¹³ Key informants from only 4 settlements responded to this question.

missile attacks closely followed by the presence of landmines/UXO, housing and/or land being used for military purposes, exposure to armed violence, and shelling. CORA data from 2 hromadas also indicated the impact of long rang attacks as high. These concerns were underlined by the attack of September 6th, 2023, which killed 17 and injured 32 people in the city of Kostiantynivka.

The severity of needs across the raion was high (0.62) with over KIs in 3 settlements reported facing severe needs, another 3 extreme needs, and 10 settlements high needs. Financial resources and internet/phone networks were the most cited needs. Voucher-based assistance and In-kind assistance were identified as the most preferred modalities of assistance. Interesting a frontline analysis report from a settlement 10km from the frontline found that many of the remaining population are low-income households and are reliant on humanitarian aid for food. Shelter materials (with the onset of winter) along with hygiene kits and boreholes were also cited as priority needs. In line with these findings, CORA data indicated high levels of residential destruction in one hromada and medium levels in another, however reconstruction was taking place.

HSM data indicated access to improved sanitation facilities as one of the major issues along with access to housing, health care services, water, and markets. Recorded attacks on non-residential infrastructure were medium (0.21). Frontline analysis also flagged that many households were struggling to access to water and sanitation facilities.

HSM Data

17 settlements were reviewed in HSM ¹⁴

- **Main security concerns:** Threat of missile attacks is the most common security concern as it was listed by key informants from 13 settlements. Almost equally common are the presence of landmines/UXO (12), housing and/or land being used for military purposes (12), exposure to armed violence and shelling (12). According to key informants, less common but still highly prevalent safety and security concerns are also looting of private property (9), lack of bomb shelters (9), attacks on civilian facilities (8), damaged or destroyed property (8) and arbitrary arrests/detention (7).
- **Critical infrastructure damage:** According to key informants, most common critical infrastructure damage has been on warehouses (in 10 settlements), industrial facilities (9) and bridges (9). Government buildings and roads have also been damaged in 5 settlements each,
- **Vulnerable groups:** Key informants from 13 settlements listed people who have been directly harmed by the current violence as a group of population less able to meet their every need. Returnees were also listed by key informants from 13 settlements, followed by pregnant and lactating women (7) and people with physical disability (4).
- **Severity of needs:** According to key informants, 3 settlements are facing severe needs, another 3 extreme needs, and 10 settlements high needs. Only one settlement has moderate needs. While key informants from one settlement only reported that the level of needs has not changed over the past one month prior to the survey, the situation in 16 settlements has worsened. Main needs are financial resources (11) and internet/phone network (10).
- **Current aid actors in the areas:** According to key informants, most active aid providers in the assessed settlements are local authorities (12), international and national aid organizations in 11 settlements, local volunteer groups in 9 and GoU in 8 settlements.
- **Preferred modality of assistance:** According to key informants in 14 out of 17 settlements, the main preferred modality of assistance for the majority of households is voucher-based assistance (14) and in-kind assistance (13). Multi-purpose cash assistance and services were also identified as a preferred modality in 11 and 10 of the settlements respectively.

¹⁴ Andriivka, Druzhkivka, Illinivka, Kostiantynivka, Ivanopillia, Kramatorsk, Bilenke, Krasnotorka, Shabelkivka, Yasnohirka, Lyman, Mykolaivka, Novodonetske, Oleksandrivka, Sviatohirsk, Sloviansk, Cherkaske

- **Reliable aid delivery method:** While key informants from 2 settlements reported that there is no reliable way to deliver a day in their settlements, key informants from 11 settlements listed roads as the most reliable aid delivery method.
- **Heating:** The main sources of energy that are most common in the settlements in Kramatorskyi are wood across 13 settlements, and coal, gas, and electricity also across 12 settlements. Other common sources are also briquette (9), central heating (9) and solar panels (8).



Priority concerns:

Besides safety and security concerns that were listed by key informants from all assessed settlements as one of the main concerns, other main concerns within the last 14 days prior the survey in Kramatorskyi Raion in the surveyed settlements were:

- Access to medicine was identified in all the settlements as a concern with cost of the medicine being the most common barrier across 11 settlements. Other restrictions include movement restrictions (5) and safety at the pharmacy (3) and on the way to the pharmacy (3). Access to healthcare services is also a concern across all settlements that is tightly related to the barriers listed for the access of medicine.
- Telecommunication is disrupted in all settlements as key informants from 14 settlements reported phone networks being down for most of the time every day while another 2 settlements face similar issues for a few hours every day. Also, internet coverage has always been disrupted in 10 settlements over the 14 days prior to the survey.
- Disruption to utilities is a concern across all assessed areas too whereby 6 settlements reported power cuts most of the time every day in the 14-day period prior to the survey, while another 5 settlements face similar issues but few hours every day. Remaining 6 settlements have been facing power cuts every few days over the past 14-day period prior to the survey. While gas supply is slightly less of a concern mainly in 9 settlements, key informants from 6 settlements reported that the supply was disrupted for most of the time every day in the period of 14 days before the assessment data was collected.
- Access to housing was listed as a main concern by key informants from 16 settlements, with damaged or destroyed housing being the main barrier (10). Lack of rental properties (3) and unaffordability of housing options (2) are other barriers that people in assessed settlements face.
- Key informants listed access to food as a main concern across 14 settlements, whereby lack of money (5) and high prices (7) are the main barriers to accessing food. Lack of functional stores/markets was also mentioned to be a barrier in 4 settlements.
- Access to toilets was listed as a concern across 13 settlements, but the situation is most critical in 9 settlements where key informants reported not having any toilets.

Other common concerns that were listed by key informants and are prevalent in at least 50% of assessed settlements are access to documents/legal services/administrative services (12) and presence of UXO and unexploded ordnances (12).

Main Access Issues: According to key informants, the main access issue in the 17 assessed settlements in Kramatorskyi Raion is access to improved sanitation facilities as key informants from 12 settlements reported that many or most people had difficulties accessing those services as shown in the table overleaf.

	17 settlements surveyed in Kramatorskyi Raion					
	The situation is under control	The situation is concerning /requires monitoring	A few people are unable to access	Some people are unable to access	Many people are unable to access	Most people are unable to access
Access to safe and adequate housing	2	7	2	1	-	5
Access to sufficient food	2	9	-	-	2	4
Access to markets to purchase goods	4	7	-	-	1	5
Accessing water	1	9	1	-	1	5
Accessing improved sanitation facilities	1	1	1	1	2	10
Accessing healthcare services	-	10	1	0	0	6



Frontline Updates:

One of the largest settlements in Kramatorskyi Raion is Lyman, located about 10km from the frontline. REACH visited Lyman in September 2023 and found that the settlement was struggling with access to water and functioning of basic utilities. However, basic medical services were reportedly available, and markets were functional, albeit with inflated prices, with no item shortages reported during the visit.

Priority needs

- **Food** - The population in Lyman are mostly low-income households and are reliant on humanitarian aid for food. According to both the KI and local residents, these needs have been met by regular distributions from WFP and other partners.
- **Shelter** - There was a need for shelter repair materials and solid fuels as winter was setting in.
- **WASH** - Hygiene kits, diapers for children and adults, drilling of boreholes were some of the most common WASH needs.

CORA Data

Kramatorska Hromada

- Returns estimated at 21 - 40%.
- All utilities, Education and Health disruptions are rated Low.
- Residential destruction impact rated High with Medium level of reconstruction.
- Mine/UXO presence rated Low.
- Military presence is rated Medium, impact of long-range attacks rated High.
- The impact of community tension is rated Medium.

Slovianska Hromada

- Returns estimated at 21 - 40%.
- All utilities, Education and Health disruptions are rated Low.
- Residential destruction impact rated Medium with Medium level of reconstruction.
- Mine/UXO presence rated Low.
- Military presence is rated Medium, impact of long-range attacks rated High.
- The impact of community tension is rated Medium.

Pokrovskiy Raion

RAION: Pokrovskiy in Donetsk Oblast

SITUATIONAL ANALYSES REPORTS - 1



Overview:

TOTAL POPULATION	INTERNALLY DISPLACED	RETURNEES	NON-DISPLACED
114,050	22,308	37,180	54,562
	19%	33%	48%

Source: OCHA, UKR 2024 HNO Affected Population Estimate (21/09/2023).

Summary

Datasets available: HSM, ACLED

Exposure to the conflict in the raion is rated as Severe (1.00) based on ACLED data with 1003 conflict events during Oct/Sept 2023 (the highest of all the rains covered in this report). Attacks consisted predominantly of shelling/artillery/missile attacks, armed clashes, and air/drone strikes. HSM KIs indicated the threat of missile attacks closely followed by housing and/or land being used for military purposes, exposure to armed violence, and shelling and the presence of landmines/UXO as the main security concerns.

The severity of needs across the raion was high (0.67) with KIs in 5 settlements reported facing extreme needs, another 2 severe needs, and 11 settlements high needs. Financial resources, livelihood/employment, and telecommunications were the most cited needs. In-kind assistance was identified as the most preferred modalities of assistance.

HSM data indicated access to improved sanitation facilities as one of the major issues along with access to housing, health care services, water, and markets. Recorded attacks on non-residential infrastructure were medium (0.30).

A frontline analysis from a settlement 13km from the frontline did indicate that electricity supplies mobile networks, and the internet are mostly functional with markets and shops also open (although prices of products have increased). Water was one of the priorities due to reliance on boreholes and in some cases water trucking, echoing WASH issues highlighted in the HSM. Food was also cited as a priority due to the high prices.

HSM Data

18 settlements surveyed in HSM ¹⁵

- **Main security concerns:** Key informants in Pokrovskiy reported that the threat of missile attacks (17) is the most common safety and security concern in the assessed areas. Also, exposure to armed violence and shelling (13), housing and/or land being used for military purposes (13), presence of landmines/UXO (11) and attacks on civilian properties have, according to key informants, been the main safety and security concerns 14 days prior to the

¹⁵ Avdiivka, Bilozerske, Hrodivka, Dobropillia, Bilytske, Kryvorizhzhia, Kurakhove, Hirnyk, Marinka, Krasnohorivka, Myrnohrad, Novohrodivka, Ocheretyne, Pokrovsk, Rodynske, Selydove, Ukrainsk, Udachne

survey. Looting of private property (9), concerns about the lack of bomb shelters (9) and damaged or destroyed property (9) are among the main concerns too.

- **Critical infrastructure damage:** Industrial facilities (12) and bridges (12) have been most commonly damaged in the assessed areas. Key informants also listed other facilities such as warehouses (10), government buildings (7), roads (8) and markets and grocery stores (5) as critical infrastructure that had been damaged in the 14-day period prior to the survey.
- **Vulnerable groups:** Key informants from 16 settlements listed people who have been directly harmed by the current violence as a group of population less able to meet their every need. Returnees were also listed by key informants from 15 settlements, followed by people with chronic illnesses (5) and pregnant and lactating women (4).
- **Severity of needs:** Key informants in 2 settlements assessed the level of needs severe, and in 5 settlements extreme. The remaining 11 settlements have high needs, according to key informants from those settlements. While the situation in 1 settlement has not changed over the last one month prior to the survey, the level of needs in 17 settlements has worsened. Most of the needs are about financial resources (10), livelihoods/employment (8) and telecommunications (8).
- **Current aid actors in the areas:** According to key informants, most active aid providers in the assessed settlements are local authorities (14), local volunteer groups (8), national aid organizations (5) and GoU (2).
- **Preferred modality of assistance:** According to key informants, the main preferred modalities of assistance for the majority of households in the settlement are in kind assistance (16), multipurpose cash assistance (12) and services (12).
- **Reliable aid delivery methods:** While 3 settlements had no reliable aid delivery methods at the time of the survey, according to key informants 11 settlements could best be reached by road, 3 through humanitarian convoy.
- **Heating:** The most common sources of energy that most people use for heating during winter are wood and coal that was reported across 11 settlements out of 18. These 11 settlements had few other alternatives, but they were less common. Key informants from 6 settlements said that they had no heating options in their settlements.



Priority concerns:

Besides the safety and security concerns that were listed by key informants from all 18 assessed settlements as a main concern for the people in the settlement 14 days prior to the survey, the other most common main concerns in Pokrovskiy Raion in the surveyed settlements are:

- Access to healthcare services has been a concern in 18 settlements mainly due to cost of medicine (10) and cost of healthcare services (7).
- Likewise, access to medicine was listed by key informants in all 18 settlements as a concern for the same reason as access to healthcare services is concerning - the cost of medicine (11).
- Disruption to telecommunications has been interrupted in all assessed settlements, whereby 17 out of 18 settlements had daily disruptions to phone networks and 9 settlements had their internet connection always cut in this 14-day period at least.
- Disruption to utilities was a main concern in 17 settlements, whereby 6 settlements faced power cuts most of the time every day, 2 settlements a few hours every day, and 9 settlements every few days in the 14-day period prior to the survey. Gas supply has been slightly less of a concern as 2 settlements had no issues with gas supply and 8 settlements had gas supply disruptions every few days. Overall, 6 settlements were facing gas supply disruptions daily.

- Access to food was cited by the key informants as one of the main concerns in 17 settlements with high prices (10) and lack of functional stores (6) have been the main barriers to accessing food.
- Access to toilets is a main concern in 15 settlements, out of which 12 settlements have no toilets, according to key informants.
- Access to documents/legal services/administrative services was listed by key informants in 13 assessed settlements.
- According to key informants, presence of mines/unexploded ordnances remains among the main concerns in 11 settlements.

Main Access Issues: According to key informants, the main access issue in the 18 assessed settlements in Pokrovskiy Raion is access to improved sanitation facilities as key informants from 14 settlements reported that many or most people had difficulties to access toilets at least during the 14-day period prior to the survey.

	18 settlements surveyed in Pokrovskiy Raion					
	The situation is under control	The situation is concerning /requires monitoring	A few people are unable to access	Some people are unable to access	Many people are unable to access	Most people are unable to access
Access to safe and adequate housing	-	9	1	1	1	6
Access to sufficient food	-	8	2	2	-	6
Access to markets to purchase goods	1	9	-	2	-	6
Accessing water	1	6	3	2	-	6
Accessing improved sanitation facilities	-	1	1	2	3	11
Accessing healthcare services	-	8	1	2	1	6



Frontline Updates:

The settlement of Kurakhove in Pokrovskiy Raion is 13 km from the front line and was visited by REACH on September 12, 2023, to assess the humanitarian situation, needs and coordination of local actors with international humanitarian partners. Electricity was functioning in the settlement, as were mobile networks and internet, though with occasional disruptions and outages. Also, markets and shops were functioning properly in the settlement (although prices of products had increased) while two bank branches were functioning, and ATMs were open in the area. Ukrposhta mobile teams made regular visits to rural areas to deliver pensions and collect utility payments.

Regarding access to water, it is provided mainly through eight boreholes with water trucking also being occasionally used.

Priority needs

- **Food** - Stores were well stocked with food however prices of the food items were slightly higher in the hromada than it was in the nearby areas.

- **WASH** - Most of the pumps and filters at the boreholes that the community used was for water supply need repairs. There was also a need for well powered generators to pump water in cases of long-term disruptions to electricity.

Volnovaskyi Raion

RAION: Volnovaskyi in Donetsk Oblast



Overview:

TOTAL POPULATION	INTERNALLY DISPLACED	RETURNEES	NON-DISPLACED
41,819	8,180	13,633	20,006
	19%	33%	48%

Source: OCHA, UKR 2024 HNO Affected Population Estimate (21/09/2023).

Summary

Datasets available: HSM, ACLED

Exposure to the conflict in the raion is rated as High (0.58) based on ACLED data with 581 conflict events during Oct/Sept 2023 consisting predominantly of shelling/artillery/missile attacks, armed clashes, and air/drone strikes. HSM KIs indicated a numerous of security concerns included the threat of missile attacks, abduction or forced disappearance, attacks on civilian facilities, damaged or destroyed property, housing and/or land being used for military purposes, and the presence of landmines/UXO. In two of the assessed settlements, KIs also reported arbitrary arrests/detentions as a security concern.

The severity of needs across the raion was severe (0.92) with KIs in all the settlements stating that the severity of needs has worsened compared to the previous month from the time of data collection and two settlements citing extreme needs. Food and drinking water were the most cited needs. In-kind and multipurpose cash assistance were identified as the most preferred modalities of assistance.

HSM data indicated access to safe and adequate housing, access to sufficient food, access to markets to purchase food, and access to healthcare services as some of the main issues. Recorded attacks on non-residential infrastructure were high (0.75).

HSM Data

3 settlements surveyed in HSM ¹⁶

- **Main security concerns:** Key informants in Volnovaskyi reported several safety and security concerns that are common across all 3 assessed settlements: abduction or forced disappearance, attacks on civilian facilities, damaged or destroyed property, exposure to armed violence and shelling, housing and/or land being used for military purposes, looting of private property, lack of bomb shelter, presence of landmines/UXO, restricted population movement and threat of missile attacks. Key informants from 2 settlements also reported arbitrary arrests/detentions.
- **Critical infrastructure damage:** Critical damage to bridges, market and grocery stores, roads and warehouses were identified by KIs in all 3 of the assessed settlements. Overall, key

¹⁶ Velyka Novosilka, Vuhledar, Komar

informants reported damage to all types of critical infrastructure in the past 14 days prior to the survey, but these damages were limited to 2 assessed settlements.

- **Vulnerable groups:** Key informants in all the settlements identified people directly impacted by the current violence, pregnant and lactating women and returnees as the most vulnerable group who are likely to be less able to meet their basic needs.
- **Severity of needs:** All the settlements stated that the severity of needs has worsened compared to the previous month from the time of data collection. Key informants in one settlement assessed the level of needs as severe, and in 2 other settlements extreme. Food and drinking water were identified to be the major priority needs in all the assessed settlements, followed by provision of medicine (2).
- **Current aid actors in the areas:** KIs from all 3 assessed settlements said that there were no active aid actors in their areas.
- **Preferred modality of assistance:** According to key informants, the main preferred modalities of assistance for most households in the settlement are in kind assistance (3) and multipurpose cash assistance (2).
- **Reliable aid delivery methods:** Most of the key informants had not responded to this question, except key informants from one settlement reporting that at the time it was impossible for international aid organisations to deliver aid in their settlement.
- **Heating:** According to key informants, all 3 assessed settlements do not have heating sources that most people use in winter.



Priority concerns:

Besides safety concerns that were cited by informants in all assessed settlements, the main concerns in Volnovaskyi Raion 14 days prior the survey are many. The priority concerns that apply to all settlements are:

- Access to documents/legal services/administrative services.
- Access to drinking water due to lack of electricity or backup power, and due to breakdown/damages to water network (2), pumping and water treatment stations (2).
- Access to financial services as the settlements lack financial institutions/service providers.
- Access to food and non-food items is hampered due to lack of functional stores in all assessed settlements.
- Access to healthcare services as needed services are not available or are inaccessible due to movement restrictions.
- Access to housing as housing and shelters has been damaged in the conflict.
- Access to information about humanitarian assistance.
- Access to medicine is hampered too due to lack of pharmacies in the settlements.
- Access to toilets as key informants from 2 settlements reported not having any toilets in their settlements.
- Disruption to telecommunications with daily phone network disruptions in all 3 assessed settlements and internet disruptions that occur often or always.
- Disruptions to transportation or fuel supply.
- Disruption to utilities as according to key informants' people in all assessed settlements faced daily power cuts.
- Presence of mines/unexploded ordnance.

- **Main Access Issues:** According to key informants, the main access issues in the assessed settlements are access to safe and adequate housing, access to sufficient food, access to markets to purchase food and access to healthcare services as many or most people were not able to access these at least during the 14-day period prior to the survey.

	3 settlements surveyed in Volnovaskyi Raion					
	The situation is under control	The situation is concerning /requires monitoring	A few people are unable to access	Some people are unable to access	Many people are unable to access	Most people are unable to access
Access to safe and adequate housing	-	-	-	-	1	2
Access to sufficient food	-	-	-	-	1	2
Access to markets to purchase goods	-	-	-	-	1	2
Accessing water	-	-	-	1	-	2
Accessing improved sanitation facilities¹⁷	-	-	-	1	-	1
Accessing healthcare services	-	-	-	-	1	2

¹⁷ Key informants from only 2 settlements responded to this question.

Kharkivska

Bohodukhivskiy Raion

RAION: Bohodukhivskiy in Kharkivska Oblast



Overview:

TOTAL POPULATION	INTERNALLY DISPLACED	RETURNEES	NON-DISPLACED
71,302	12,433	7,318	51,551
	17.4%	10.3%	72.3%

Source: OCHA, UKR 2024 HNO Affected Population Estimate (21/09/2023).

Summary

Datasets available: HSM, ACLED, JMMI

The threat of missile attacks and lack of bomb shelters were the main security concerns highlighted around half the KIs in Bohodukhivskiy Raion. However, exposure to the conflict is rated as low (0.03), with ACLED recording 36 events over Sept/Oct 2023, predominantly shelling/artillery/missile attacks.

Severity of needs across the raion was low (0.00) with all assessed settlements having limited or no needs, however fuel for heating was identified as a need by some settlements. A mixed approach of multipurpose cash assistance, in-kind support and services was cited as the most preferred modality of aid in the assessed settlements.

HSM data indicated no access issues to goods and services across the assessed settlements.

JMMI data indicated that two third of customers found no issues accessing goods and services, although movement restrictions and some other war related developments were given as factors impacting physical access. Finance appeared to be a bigger barrier with almost all the customer respondents saying they had been affected by financial factors. Not being able to afford goods, price increases and expensive fuel were the most commonly identified barriers to goods and services. Availability of items was generally good with only a few respondents indicating availability issues concerning warm clothes and heating fuel. Availability of financial service providers such as banks, ATMs and Ukrposhta was good, except in a couple of areas where air alerts temporarily limited the availability.

HSM Data

2 settlements surveyed in HSM ¹⁸

- **Main security concerns:** Key informants in Bohodukhivskiy reported the threat of missile attacks and lack of bomb shelter as the main safety and security concerns in the last 14 days prior to the survey in one of the assessed settlements. The other settlement was not facing any specific safety and security concerns at the time of the survey.
- **Critical infrastructure damage:** No critical infrastructure damage was reported.

¹⁸ Zolochiv, Bohodukhiv

- **Vulnerable groups:** Key informants in both settlements reported not having any specific groups of people who have been observed to be less able to meet their daily needs.
- **Severity of needs:** Both assessed settlements have limited or no need, according to key informants from those settlements. However, fuel for heating was listed by key informants in one settlement as a priority need.
- **Current aid actors in the areas:** Both assessed settlements have international and national aid organizations and local volunteer groups actively supporting people in need. In addition, GoU, local government, religious institutions and social workers were listed by key informants in at least one settlement as active aid providers too.
- **Preferred modality of assistance:** According to key informants, the main preferred modality of assistance for the majority of households in both assessed settlements is multipurpose cash assistance, in kind assistance and services.
- **Reliable method of aid delivery:** Key informants did not respond to this question.
- **Heating:** Key informants in both settlements listed gas and wood as the main and most common source of energy that most people use for heating during winter.



Priority concerns:

The main concerns in the 2 assessed settlements in Bohodukhivskyi Raion are:

- While no specific safety and security concerns were listed by key informants as main concern, nevertheless, safety and security in general remains a main concern in both settlements.
- Disruption to utilities is one of the main concerns too in both settlements, while key informants in one settlement reported having faced power cuts every few days in the 14-day period prior to the data collection.
- Disruption to telecommunications is a concern in one settlement that has had phone networks disrupted every few days.

Main Access Issues: According to key informants, there are no access issues in the assessed settlements in Bohodukhivskyi Raion.

	2 settlements surveyed in Bohodukhivskyi Raion					
	The situation is under control	The situation is concerning /requires monitoring	A few people are unable to access	Some people are unable to access	Many people are unable to access	Most people are unable to access
Access to safe and adequate housing	2	-	-	-	-	-
Access to sufficient food	2	-	-	-	-	-
Access to markets to purchase goods	2	-	-	-	-	-
Accessing water	2	-	-	-	-	-
Accessing improved sanitation facilities	2	-	-	-	-	-
Accessing healthcare services	2	-	-	-	-	-

JMMI Data

Customers interviewed: 10, Retailers interviewed: 9.

Barriers to access markets and goods: According to the JMMI survey, of the 10 interviewed customers 7 said that there was no impact of the war or its related developments affecting the ability to access usual stores or markets in the one-month period prior to data collection. The remaining three respondents all cited movement restrictions, while 2 also added damages to buildings and roads, as well as lack of transportation, feeling unsafe, power outages and air alerts. HSM assessment also confirmed that in Bohodukhivskiyi Raion some areas are safer than others as key informants from one settlement listed threat of missile strikes as one key safety concern, while key informants from the other assessed settlement did not cite any safety concerns at all.

Regarding financial factors affecting access to stores and markets, only 1 out of 10 interviewed customers in the JMMI survey said that financial factors have not affected the ability to buy goods from usual stores/markets, while 5 said that price increases have affected them. Also, 4 customers said that goods are not affordable. Besides prices, transportation issues affect access as well with 4 customers saying that access to goods is hampered due to expensive fuel, while 2 also cited public transportation as a barrier. Financial factors are relevant in HSM assessed settlements as well, where key informants from both assessed settlements cited multipurpose cash transfer as one of the most preferred modalities of aid. However, in-kind support was as prevalent as cash support.

Nevertheless, both JMMI and HSM assessments indicate that there are no major issues regarding item availability in key categories of food, hygiene items, vehicle and heating fuel, warm clothes and medicine. All key items that were assessed by JMMI are available, but according to 2 key informants warm clothes are available on order in their hromadas, and according to 1 interviewed customer, heating fuel in his/her hromada is on order too.

Median prices: The JMMI retailer survey investigated the price ranges in key food and hygiene items¹⁹ and discovered some variations in the prices. Of the assessed items, the biggest differences are in the prices of buckwheat that varied by about 42%, with a max price of 40 UAH and min. price 28.13 UAH for the same quantity of buckwheat. While the prices of the assessed items tend to have rather large price variations, the next most significant variations were in the price of chicken legs and in the prices of body soap, where price differences were 37% and 24% respectively. On average, the prices in Bohodukhivskiyi are by 1.5 UAH cheaper compared to the same key items on macro region level, with hygiene pads the cheapest by 7 UAH.

Access to financial services: Like in HSM assessment, JMMI data does not indicate any significant concerns regarding accessing financial services. All assessed financial service providers - bank, ATMs and Ukrposhta - are available in the assessed areas. However, there are some disruptions during air alerts to bank services (in one community) and to Ukrposhta (1). Also, one community has limited access to mobile ATM services.

BARRIERS TO ACCESS MARKETS AND GOODS

How have the war and its related developments affected your ability to access your usual store or marketplace this month?

No Impact	Movement Restrictions	Fighting/Shelling	Buildings Damaged	Road Damaged	Lack of Transport	Feel Unsafe	Power Outages	Air Alert	Other	No Answer
7	3	0	2	2	2	2	2	2	0	0

¹⁹ Eggs, Bread, Milk, Sunflower Oil, Buckwheat, Chicken Legs, Drinking Water, Body Soap, Sanitary Pads, Toothpaste

Do any of these financial factors affect your ability to buy goods from your usual stores and marketplaces this month?

Not Affected	Not Available	Not Affordable	Not Enough Cash	Public Transportation	Expensive Fuel	Prices Increased	Other	No Answer
1	0	4	0	2	4	5	1	0

ITEM AVAILABILITY

For each of these five categories of items, please indicate their current level of availability in shops and marketplaces in your hromada:

ITEM	Available	Limited	On Order	Not available	DK
FOOD	10	0	n/a	n/a	n/a
HYGIENE ITEMS	10	0	0	n/a	n/a
VEHICLE FUEL	9	0	0	0	1
HEATING FUEL	9	0	1	0	0
WARM CLOTHES	8	0	2	0	0
MEDICINE	10	0	0	0	0

ACCESS TO FINANCIAL SERVICES

Are bank branches currently available and functioning in your community?

Are ATMs currently available and functioning in your community?

Are Ukrposhta financial services available in your community (home delivery of cash transfers, pensions, allowances, etc.)?

	Available	Available, but unable to provide	Available, but not during air alert	Available, but not during power outage	Only mobile	Not available	Other (1)	Other (2)	No answer
Bank	9	0	1	0	0	0	0	n/a	0
ATM	9	0	0	0	limited (1)	0	0	0	0
Poshta	9	n/a	1	0	0	0	0	n/a	0

Chuhivskiy Raion

RAION: Chuhivskiy in Kharkivska Oblast



Overview:

TOTAL POPULATION	INTERNALLY DISPLACED	RETURNEES	NON-DISPLACED
123,186	24,863	17,533	80,790
	20.2%	14.2%	65.6%

Source: OCHA, UKR 2024 HNO Affected Population Estimate (21/09/2023).

Summary

Datasets available: HSM, ACLED, CORA, JMMI

The threat of missile attacks, closely followed by the presence of landmines/UXO were the main security concerns highlighted around half the KIs in Chuhivskyi Raion. Exposure to the conflict is rated as low (0.16), with ACLED recording 164 events over Sept/Oct 2023, predominantly shelling/artillery/missile attacks. CORA data from two hromadas confirms high mine/UXO presence, although some demining is already taking place. Also, the impact of long-range attacks was rated high in one hromada but low in the other. It would be interesting to see what factors might drive this divergence.

Severity of needs across the raion was medium (0.31) with about two third of the settlements reporting moderate or high needs (the rest had limited or no needs). Food, fuel for heating and provision of medicine were the most cited needs. A mixed approach of multipurpose cash assistance and in-kind support was identified as the most preferred modality of aid in most of the assessed settlements.

HSM data indicated some access issues to goods and services across about a third of the assessed settlements that have limited or no access to safe or adequate housing, sufficient food, and access to markets, water, healthcare services and improved sanitation facilities.

JMMI data indicated that three quarters of customers found no issues accessing goods and services, although movement restrictions were cited as the main factor impacting access. Finance appeared to be a significantly bigger barrier with more than three quarters of customer respondents saying they had been affected by financial factors.

Increased prices, followed by not being able to afford goods and expensive fuel were the most identified barriers to goods and services. Availability of items was generally good with only a few respondents indicating availability issues concerning warm clothes and fuel (heating and vehicle). The availability of financial services providers such as banks, ATMs and Ukrposhta was good, except during air alerts when banks and Ukrposhta were cited as unavailable by half the customers interviewed.

HSM Data

9 settlements surveyed in HSM ²⁰

- **Main security concerns:** Key informants in Chuhivskyi reported that presence of landmines (4), exposure to armed violence and shelling (4) and the threat of missile attacks (5) are the most common main safety and security concerns in assessed settlements. Less common safety and security concerns are lack of bomb shelter (3), housing and/or land being used for military purposes (3) and damaged and destroyed property (3).
- **Critical infrastructure damage:** Damage to bridges and roads was listed by key informants in 2 settlements, in addition to damage to government buildings (1) and schools/education facilities (1).
- **Vulnerable groups:** Key informants from 6 settlements identified people directly harmed by the conflict as the most vulnerable group who are likely to be less able to meet their basic needs. In 4 settlements key informants also cited returnees.
- **Severity of needs:** As 2 settlements only have limited or no needs, 4 settlements have moderate needs and 3 settlements have high or severe needs, according to the interviewed key informants. Thereby, the situation has been worsening in 2 settlements over the last one month prior to the survey. Food (5), fuel for heating (3), provision of medicine (3) and repair of damaged or inadequate shelter were reported by KIs one of the main priority needs.

²⁰ Vovchansk, Zmiiv, Malynivka, Novopokrovka, Pechenihy, Slobozhanske, Staryi Saltiv, Chkalovske, Chuhiv

- **Current aid actors in the areas:** Three assessed settlements have no active aid providers, while the other 6 have at least national and international aid organizations. Some settlements have few other active aid actors, such as local authorities (2), local volunteer groups (2) and social workers (1).
- **Preferred modality of assistance:** According to key informants, the main preferred modalities of assistance for the majority of households in the settlements are in kind assistance (7) and multipurpose cash assistance (6).
- **Reliable method of aid delivery:** According to key informants three settlements were inaccessible for international aid delivery at the time of the survey, while key informants in the other four mentioned that the most reliable method for aid delivery is by road.
- **Heating:** Wood is the main source of energy for heating for the majority of households in 8 settlements. Key informants from 6 settlements listed gas, and in 2 settlement electricity as other main sources of energy.



Priority concerns:

The main concerns in Chuhuivskyi Raion in the surveyed settlements are:

- Safety and security was listed by key informants from 7 out of 9 assessed settlements as one of the main concerns.
- Disruption to telecommunication was also listed in 7 settlements, whereby 2 settlements have been struggling with phone networks being cut for most of the time every day while 4 settlements have had the same issues every few days in the 14-day period prior to data collection. Internet coverage has been a concern too with 2 settlements always having internet coverage disrupted and 3 settlements more than an hour.
- Disruption to utilities was cited as one of the main concerns across 5 settlements, whereby 2 settlements have had daily power cuts and 3 settlements had power outages every few days over the past 14 days prior to the survey.
- Access to financial services is a concern in 5 settlements due to lack of functional financial institutions.

Other main concerns that are not as common across the settlements as the above listed concerns include access to documents/legal services/administrative services (2), access to drinking water (2), access to food (3), access to healthcare services (4), access to housing (4), access to NFIs (4) and presence of mines/UXO (4).

Main Access Issues: According to key informants, there are at least 3 settlements facing access issues across sectors such as housing, food and WASH whereby 2 settlements have many or most people struggling with the access to these services, as shown in the table overleaf.

	9 settlements surveyed in Chuhuivskiyi Raion					
	The situation is under control	The situation is concerning /requires monitoring	A few people are unable to access	Some people are unable to access	Many people are unable to access	Most people are unable to access
Access to safe and adequate housing	4	2	1	-	1	1
Access to sufficient food	6	-	1	-	2	-
Access to markets to purchase goods	6	-	1	-	1	1
Accessing water	6	-	1	-	1	1
Accessing improved sanitation facilities	6	-	1	-	1	1
Accessing healthcare services	5	1	1	-	1	1

JMMI Data

Customers interviewed: 12, Retailers interviewed: 11.

Barriers to access markets and goods: According to the JMMI survey, of the 12 interviewed customers 9 said that there was no impact of the war or its related developments affecting the ability to access usual stores or markets in the one-month period prior to data collection. Two other customers said that access to stores or markets is affected by movement restrictions, while one of these two customers also added damages to buildings and roads, lack of transportation, feeling unsafe, power outages and air alerts as factors affecting access to shops or markets. HSM analysis partially aligns with the JMMI data but gives a picture of a more widespread issue of safety and security with at least 5 out of 9 assessed settlements facing safety concerns.

According to JMMI data, financial factors are more dominantly affecting access to stores and marketplaces compared to war related developments as only 3 out of 12 interviewed customers said that they have not been affected by financial factors. Most (7) have been affected by increased prices that have made goods unaffordable, and by expensive fuel (4). In comparison, HSM data suggest that in the assessed settlements access issues are more dominant than financial factors as most preferred modality of support is in-kind support and when asked about main needs, key informants from only one settlement cited financial resources/livelihood support.

All 12 interviewed customers in the JMMI survey said that food, hygiene items and medicine are available in shops and marketplaces in their hromadas, while 2 hromadas can access warm clothes on order, and heating and vehicle fuel is limited too in one hromada. HSM assessment key informants in 3 out of 9 assessed settlements were indicating access concerns to markets to purchase goods and food.

Median prices: The JMMI retailer survey investigated the price ranges in key food and hygiene items²¹ and discovered some variations in the prices. Of the assessed items, the biggest differences are in the prices of chicken legs that varied by about 42%, with a max price of 125 UAH and min. price 87.90 UAH for the same quantity of chicken legs. Also, toothpaste prices varied by about 22% ranging from 29.40 to 36 UAH. On average, the prices in Chuhuivskiyi are same compared to the same key items on a macro region level.

Access to financial services: According to JMMI data, access to financial services is partially affected by war events. Half of the interviewed customers said that the bank and Ukrposhta in their communities

²¹ Eggs, Bread, Milk, Sunflower Oil, Buckwheat, Chicken Legs, Drinking Water, Body Soap, Sanitary Pads, Toothpaste

are not available during air alerts, and in one community ATM operations are affected by power outages. Otherwise, banks, ATMs and Ukrposhta are available in all JMMI assessed areas in Chuhivivskiy Raion. According to HSM data, access to financial services in the settlements is more limited with key informants from 5 settlements citing access to financial services as one of the main concerns.

BARRIERS TO ACCESS MARKETS AND GOODS

How have the war and its related developments affected your ability to access your usual store or marketplace this month?

No Impact	Movement Restrictions	Fighting/ Shelling	Buildings Damaged	Road Damaged	Lack of Transport	Feel Unsafe	Power Outages	Air Alert	Other	No Answer
9	2	0	1	1	1	1	1	1	1	0

Do any of these financial factors affect your ability to buy goods from your usual stores and marketplaces this month?

Not Affected	Not Available	Not Affordable	Not Enough Cash	Public Transport	Expensive Fuel	Prices Increased	Other	No Answer
3	2	4	1	1	4	7	1	0

ITEM AVAILABILITY

For each of these five categories of items, please indicate their current level of availability in shops and marketplaces in your hromada:

ITEM	Available	Limited	On Order	Not available	DK
FOOD	12	0	n/a	n/a	n/a
HYGIENE ITEMS	12	0	0	n/a	n/a
VEHICLE FUEL	8	1	0	0	3
HEATING FUEL	11	1	0	0	0
WARM CLOTHES	9	0	2	0	1
MEDICINE	12	0	0	0	0

ACCESS TO FINANCIAL SERVICES

Are bank branches currently available and functioning in your community?

Are ATMs currently available and functioning in your community?

Are Ukrposhta financial services available in your community (home delivery of cash transfers, pensions, allowances, etc.)?

	Available	Available, but unable to provide	Available, but not during air alert	Available, but not during power outage	Only mobile	Not available	Other (1)	Other (2)	No answer
Bank	6	0	6	0	0	0	0	n/a	0
ATM	11	0	0	1	n/a	0	0	0	0
Poshta	6	n/a	6	0	0	0	0	n/a	0

CORA Data

Chuhuivska Hromada

- Returns estimated at 61 – 80%.
- Disruption to water supplies rated Medium, all other utilities, Education and Health disruption rated Low.
- Residential destruction impact rated Medium with Medium level of reconstruction.
- Mine/UXO presence rated High, with some demining taking place.
- Military presence is rated Medium, impact of long-range attacks rated Low.
- The impact of community tension is rated Medium.

Vovchanska Hromada

- Returns estimated at 1 – 20%.
- Disruption to government and police and legal services rated Medium, all other utilities, Education and Health disruption rated Low.
- Residential destruction impact rated Medium with High level of reconstruction.
- Mine/UXO presence rated High, with some demining taking place.
- Military presence is rated Medium, impact of long-range attacks rated High.
- The impact of community tension is rated Medium.

Iziumskyi Raion

RAION: Iziumskyi in Kharkivska Oblast



Overview:

TOTAL POPULATION	INTERNALLY DISPLACED	RETURNEES	NON-DISPLACED
96,412	19,496	13,776	63,140
	20.2%	14.3%	65.5%

Source: OCHA, UKR 2024 HNO Affected Population Estimate (21/09/2023).

Summary

Datasets available: HSM, ACLED, CORA, JMMI

Exposure to the conflict in the Iziumskyi Raion is rated as Low (0.06) based on ACLED data with 65 conflict events during Oct/Sept 2023 consisting predominantly of air/drone strikes and shelling/artillery/missile attacks. HSM KIs indicated the threat of missile attacks, exposure to armed violence and shelling and presence of landmines/UXO as the main security concerns. CORA data from two hromadas rated the impact of long-range attacks as high (although the number of attacks relative to other raions was lower). The presence of mine/UXO was also as high with some demining work already taking place.

Severity of needs across the raion was high (0.15) with over a half of assessed settlements reporting high or severe needs (the rest had moderate needs). Provision of medicine, food and drinking water were the most cited needs. In-kind support was identified as one of the preferred modalities in most of the settlements.

HSM data indicated serious access issues to goods and services in the assessed settlements. Over half of the settlements have some or most people that are not able to access safe and adequate housing, while almost half of the settlements also have some, many or most people not being able to access

sufficient food, markets, water, sanitation facilities and/or healthcare services. Interestingly CORA data rated disruption to healthcare and education services as well as utilities as low.

JMMI data indicated that about a quarter of customers found no issues accessing goods and services, although a general feeling of unsafe air alerts, lack of transportation, power outages and fighting/shelling were given as factors impacting physical access, along with movement restrictions and damaged buildings.

Finance appeared to be a bigger barrier with all the customer respondents saying they had been affected by financial factors. Price increases and not being able to afford goods were the most commonly identified financial barriers to goods and services. Availability of items was generally good with only a few respondents indicating availability issues concerning warm clothes and vehicle fuel. Availability of financial services providers such as banks, ATMs and Ukrposhta was good, except during power outages when few ATMs do not work.

Generally, there seems to be big differences across the raion with some settlements having services operating close to normal and others facing severe disruptions. This could account for the divergence of CORA data from the overall raion data available via the JMMI and HSM.

HSM Data

7 settlements surveyed in HSM ²²

- **Main security concerns:** Key informants in assessed settlements in Iziunskyi reported that presence of landmines (5), exposure to armed violence and shelling (5), threat of missile attacks (6) and lack of bomb shelters (4) were the most common main safety and security concerns in the last 14 days prior to the survey. Other concerns include attacks on civilian facilities (3), damages or destroyed property (3), housing and/or land being used for military purposes (2), restricted population movement (1) and social tensions in the communities (1).
- **Critical infrastructure damage:** Key informants in 3 settlements reported damage to roads and bridges in the period of 14 days prior to the survey.
- **Vulnerable groups:** While 2 settlements have no vulnerable groups, according to key informants in the other settlements returnees (5) and people who have been directly harmed by the current violence (4) have been observed as population groups that are less able to meet their daily needs.
- **Severity of needs:** According to key informants 3 settlements have moderate needs, 2 have high needs, and 2 have severe or extreme needs. While the situation has improved in 1 settlement compared to one month prior to the survey, in 3 settlements it has worsened. Provision of medicine (3), food (3) and drinking water (3) were cited as the most common needs.
- **Current aid actors in the areas:** According to key informants, 3 settlements have no active aid providers. Key informants from other settlements listed national and international aid organizations (4), local authorities (2) and religious institutions (2) as most active aid providers.
- **Preferred modality of assistance:** According to key informants, the main preferred modality of assistance for the majority of households in the settlement is in kind support (6), followed by multipurpose cash assistance (4).
- **Reliable method of aid delivery:** According to key informants 3 settlements were inaccessible to international aid organizations at the time of the survey. Key informants in 3 settlements listed delivery by road, and in 1 settlement humanitarian convoy as the most reliable aid delivery method.
- **Heating:** In 6 settlements the main source of energy that most people use for heating in the winter is wood, while one settlement has no heating options. Gas is also used in 3 settlements.

²² Balakliia, Barvinkove, Borova, Donets, Iziun, Oskil, Savyntsi



Priority concerns:

Besides safety and security concerns that were listed by the key informants in all assessed settlements, the main concerns in Iziumskyi Raion in the surveyed settlements are:

- Presence of landmines/UXO is one of the main concerns in 5 assessed settlements.
- Disruption to utilities was cited by key informants in 6 settlements as 3 settlements have been having daily power cuts and 3 settlements every few days over the past 14 days prior to the survey. Likewise, 3 settlements have had gas supply disrupted daily, while 2 other settlements every few days.
- Disruption to telecommunications was one of the main concerns in 6 settlements, of which 3 settlements have had daily phone network coverage issues and 3 other settlements every few days over the past 14 days prior to the survey. Similar pattern applies to internet coverage disruptions as 3 settlements reported experiencing disruptions often or always.
- Access to medicine was a main concern in 5 settlements mainly due to lack of pharmacies (3) and movement restrictions (1).
- Access to housing was cited by key informants in 5 settlements due to housing and shelter being damaged in the conflict activities.
- Access to healthcare services was a concern in 5 settlements due to a variety of barriers such as clinics/hospitals being too busy (1), movement restrictions (1), unavailability of needed services (1) and shortage of medical personnel (1).
- At the time of the survey access to food was a concern for people in 4 settlements due to lack of functional stores (2) and high prices (1).
- Due to lack of functional financial institutions, access to financial services was a concern in 4 settlements.

Other concerns cited by the key informants that were not as common as the above listed concerns include access to documents/legal services/administrative services (2), access to drinking water (2), access to information on humanitarian assistance (3) and access to NFIs (3).

Main Access Issues: According to key informants, there are several access issues in the assessed settlements in Iziumskyi Raion. Thereby access to improved sanitation facilities is most critical as many or most people in 3 settlements do not have access to toilets.

	7 settlements surveyed in Iziumskyi Raion					
	The situation is under control	The situation is concerning /requires monitoring	A few people are unable to access	Some people are unable to access	Many people are unable to access	Most people are unable to access
Access to safe and adequate housing	-	1	2	2	-	2
Access to sufficient food	2	-	2	1	1	1
Access to markets to purchase goods	2	1	1	1	1	1
Accessing water	2	1	1	1	1	1
Accessing improved sanitation facilities	2	1	1	-	2	1
Accessing healthcare services	1	2	2	-	1	1

JMMI Data

Customers interviewed: 7, Retailers interviewed: 6.

Barriers to access markets and goods: According to the JMMI survey war and its related developments affected the ability to access stores or markets with only 2 interviewed customers saying that such factors have not affected them. The ability to access stores and markets is most affected by the damaged buildings (4) and roads (4), movement restrictions (4) and general feeling of unsafe (4). Other factors that the interviewees listed are air alerts (3), power outages (3), lack of transportation (3) and fighting/shelling (2). These findings corroborate the HSM findings above where key informants from all assessed settlements expressed their concerns about safety, with threat of missile attacks being one of the most prevalent concerns.

JMMI data also suggests that financial factors are substantially affecting the ability to buy goods from usual stores and markets as all interviewees have been affected by financial factors in one or another way. Most common factors have been price increases that were cited by 5 interviewed customers and affordability of goods, cited by 4 out of 7 interviewed customers. Other barriers include expensive fuel (3), not enough cash (2) and public transportation (1). In comparison, HSM data suggest that in the assessed settlements access issues are more dominant than financial factors as most preferred modality of support is in-kind support and when asked about main needs, then financial resources/livelihood support was not cited in any of the assessed settlements.

In general, JMMI customer survey shows that items in the five key categories that were listed in the survey (food, hygiene items, vehicle and heating fuel, warm clothes, and medicine) all were available in the shops and marketplaces in assessed hromadas, with few exceptions. In two hromadas, warm clothes are available only on order, and in one hromadas vehicle fuel is available but limited. In comparison, the situation in the settlements is different. According to HSM key informants, out of 7 assessed settlements 5 had issues accessing sufficient food and markets to buy goods. Also access to medicine was cited as one key concern in 5 settlements, while access to medicine was not cited an issue in any of the assessed hromadas, according to HSM.

Median prices: The JMMI retailer survey investigated the price ranges in key food and hygiene items.²³ While there were not enough data points to identify raion level price variations, when compared to the median prices on macro region level, then the prices in Iziumskiyi are about 2.6 UAH lower, driven by the price of chicken legs (-14.20 UAH) that costs about 87.90 UAH in Iziumskiyi.

Access to financial services: According to JMMI data, there are some access issues. While banks, ATMs and Ukrposhta are mostly available in all assessed communities, in 1 community bank and Ukrposhta are not available during air alerts, and in 2 communities ATMs are affected by the power outages. Access to financial services in the settlements is more restricted, according to HSM as key informants from 4 out of 7 assessed settlements listed lack of financial services as one of the main concerns due to lack of functional financial institutions.

BARRIERS TO ACCESS MARKETS AND GOODS

How have the war and its related developments affected your ability to access your usual store or marketplace this month?

No Impact	Movement Restrictions	Fighting/Shelling	Buildings Damaged	Road Damaged	Lack of Transport	Feel Unsafe	Power Outages	Air Alert	Other	No Answer
2	4	2	4	4	3	4	3	3	0	1

²³ Eggs, Bread, Milk, Sunflower Oil, Buckwheat, Chicken Legs, Drinking Water, Body Soap, Sanitary Pads, Toothpaste

Do any of these financial factors affect your ability to buy goods from your usual stores and marketplaces this month?

Not Affected	Not Available	Not Affordable	Not Enough Cash	Public Transport	Expensive Fuel	Prices Increased	Other	No Answer
0	0	4	2	1	3	5	0	0

ITEM AVAILABILITY

For each of these five categories of items, please indicate their current level of availability in shops and marketplaces in your hromada:

ITEM	Available	Limited	On Order	Not available	DK
FOOD	7	0	n/a	n/a	n/a
HYGIENE ITEMS	7	0	0	n/a	n/a
VEHICLE FUEL	6	1	0	0	0
HEATING FUEL	5	0	0	0	2
WARM CLOTHES	5	0	2	0	0
MEDICINE	7	0	0	0	0

ACCESS TO FINANCIAL SERVICES

Are bank branches currently available and functioning in your community?

Are ATMs currently available and functioning in your community?

Are Ukrposhta financial services available in your community (home delivery of cash transfers, pensions, allowances, etc.)?

	Available	Available, but unable to provide	Available, but not during air alert	Available, but not during power outage	Only mobile	Not available	Other (1)	Other (2)	No answer
Bank	5	1	1	0	0	0	0	n/a	0
ATM	5	0	0	2	n/a	0	0	0	0
Poshta	6	n/a	1	0	0	0	0	n/a	0

CORA Data

Balakiiska Hromada

- Returns estimated at 21 – 40%.
- All utilities, Education and Health disruption rated Low.
- Residential destruction impact rated High with Medium level of reconstruction.
- Mine/UXO presence rated High, with some demining taking place.
- Military presence is rated Medium, impact of long-range attacks rated High.
- The impact of community tension is rated Medium.

Iziumska Hromada

- Returns estimated at 21 – 40%.

- Disruptions to police and court services are rated Medium, all other utilities, Education and Health disruption rated Low.
- Residential destruction impact rated High with Medium level of reconstruction.
- Mine/UXO presence rated High, with some demining taking place.
- Military presence is rated Medium, impact of long-range attacks rated High.
- The impact of community tension is rated Medium.

Kupianskyi Raion

RAION: Kupianskyi in Kharkivska Oblast



Overview:

TOTAL POPULATION	INTERNALLY DISPLACED	RETURNEES	NON-DISPLACED
72,649	13,794	9,083	49,772
	19%	12%	69%

Source: OCHA, UKR 2024 HNO Affected Population Estimate (21/09/2023).

Summary

Datasets available: HSM, ACLED, CORA

In Kupianskyi the extent of the conflict is rated as high (0.6) with shelling/artillery/missile attacks being the most frequent conflict events recorded by ACLED recording 323 out of 602 total events over the two-month period of September and October 2023. CORA data from Kupianska hromada correlated these findings with the impact of long-range attacks rated as high. The dangers facing people in this raion were underlined by a missile attack on the 5th of October which struck a café in the village of Hroza. At least 51 people including a six-year-old boy were killed.

In addition, the presence of mines/UXO and the presence of the military were also rated high. With people facing high exposure to conflict events, the severity of needs in the raion is also correspondingly severe with almost all assessed settlements reporting severe or extreme needs. The most pressing needs cited are drinking water, food, and provision of medicine.

Mirroring these needs, KIs from the majority of settlements indicated that most people were unable to access healthcare services, water, improved sanitation facilities, markets, sufficient food and safe and adequate housing. The most preferred modality of aid cited was in-kind support likely due to lack of functional stores and poor market access in general due to safety concerns of the people over the threat of missile attacks, closely followed by presence of landmines, lack of bomb shelter, exposure to armed violence and shelling. CORA data again underlines these issues citing medium levels of disruptions to government services, water supplies, police and court services and electricity. Residential destruction was also rated high although there was a correspondingly high level of reconstruction underway.

HSM Data

7 settlements surveyed in HSM ²⁴

- **Main security concerns:** The main safety and security concerns for people across all 7 assessed settlements in Kupianskyi are the threat of missile attacks. Presence of landmines (6),

²⁴ Velykyi Burluk, Vilkhuvatka, Dvorichna, Kupiansk, Kurylivka, Petropavlivka, Shevchenkove

lack of bomb shelter (6) and exposure to armed violence and shelling (6), damaged or destroyed property (6), housing and/or land being used for military purposes (5) and attacks on civilian facilities are common safety and security concerns as well in the assessed settlements.

- **Critical infrastructure damage:** The assessed settlements have experienced several critical infrastructure damages in the past 14 days prior to the survey. Key informants in 5 settlements reported damage on warehouses, in 4 settlements damages on roads, bridges and industrial facilities. Further damages were reported on government buildings (3), schools and education facilities (3), markets and grocery stores (3), humanitarian aid distribution centres (2) and health facilities (2).
- **Vulnerable groups:** Key informants from 6 out of 7 assessed settlements have highlighted people who have been directly harmed by the current violence as a special group that are less able to meet their everyday needs. In addition, key informants from 5 settlements also highlighted returnees as a vulnerable group.
- **Severity of needs:** Most of the assessed settlements have severe (2) or extreme (4) needs, while 1 settlement has moderate needs. The situation of needs has been worsening across 4 settlements compared to one month prior to the survey. Drinking water (5), food (4) and provision of medicine (4) are the top three priority needs.
- **Current aid actors in the areas:** Most assessed settlements (5) in Kupianskyi do not have any active providers of aid, according to key informants. While the most active aid providers in 1 settlement remain unknown, in 1 settlement key informants mentioned local authorities as most active aid providers.
- **Preferred modality of assistance:** The most preferred modality for assistance across most (6) assessed settlements in Kupianskyi is in-kind assistance.
- **Reliable method of aid delivery:** At the time of the survey, key informants in 5 out of 7 assessed settlements said that their settlement was inaccessible for international aid providers, while for one settlement the most reliable method for aid delivery was by road, and another settlement listed home delivery as the most preferred method of assistance.
- **Heating:** Wood (6) and coal (4) are the most commonly used sources of heating for most people in the winter.



Priority concerns:

Besides the safety concern that was common across all settlements in Kupianskyi other listed concerns were:

- Key informants in 5 settlements cited access to documentation/legal services/administrative services as one of the main concerns.
- Access to drinking water has become a concern in 6 settlements due to a variety of barriers, such as breakdown/damages to water network (6), water pumping stations (6) and water treatment stations (6), but also due to lack of electricity to operate the water systems (6).
- Key informants listed access to financial services as a concern in 6 settlements due to lack of functional financial institutions in all those locations.
- Access to food is disrupted in 6 settlements due to lack of functional stores.
- Even though access to healthcare services was cited by key informants in all 7 assessed settlements as one main concern, there is no insight from the key informants into the barriers that hinder access in those areas.
- Access to housing is an issue in 6 settlements as housing/shelter is damaged.
- Access to medicine is hampered in 6 settlements due to lack of pharmacies.

- Access to NFIs is a concern in 6 settlements due to lack of functional stores.
- Utility supply has been heavily affected by disruptions to electricity and gas in 6 settlements as all of them were suffering power cuts and gas supply disruptions daily, mostly most of the time every day (5) over the past 14 days prior to the survey.
- Disruption to telecommunications was cited by key informants in all assessed settlements with similar disruption patterns as for utilities - 6 settlements had daily phone network and internet disruptions, mainly all day long over the past 14 days prior to the survey.
- Presence of landmines/UXO is one of the main concerns in 6 assessed settlements.

Other concerns listed were less prevalent are access to information on humanitarian assistance (4) and disruption to transportation and fuel supply (2).

Main Access Issues: According to key informants, there are several access issues in the assessed settlements in Kupianskyi Raion. The most concerning areas are access to safe and adequate housing, access to markets to purchase goods and access to healthcare services as most people in most of the assessed settlements are unable to access those services.

	7 settlements surveyed in Kupianskyi Raion					
	The situation is under control	The situation is concerning /requires monitoring	A few people are unable to access	Some people are unable to access	Many people are unable to access	Most people are unable to access
Access to safe and adequate housing	1	-	-	1	-	5
Access to sufficient food	1	-	1	1	-	4
Access to markets to purchase goods	1	-	-	1	-	5
Accessing water	1	-	1	1		4
Accessing improved sanitation facilities	1	-	-	2	-	4
Accessing healthcare services	-	1	-	1	-	5

CORA Data

Kupianska Hromada

- Returns estimated at 1 – 20%.
- Disruptions to government services, water supplies, police and court services and electricity were rated Medium. Education and Health disruptions were rated low.
- Residential destruction impact rated High with High level of reconstruction.
- Mine/UXO presence rated High, with some demining taking place.
- Military presence is rated High, impact of long-range attacks rated High.
- The impact of community tension is rated Medium.

Kharkivskyi Raion

RAION: Kharkivskyi in Kharkivska Oblast



Overview:

TOTAL POPULATION	INTERNALLY DISPLACED	RETURNEES	NON-DISPLACED
1,302,890	319,799	267,607	715,484
	24.5%	20.5%	54.9%

Source: OCHA, UKR 2024 HNO Affected Population Estimate (21/09/2023).

Summary

Datasets available: HSM, ACLED, CORA, JMMI

Exposure to the conflict in the Kharkivskyi Raion is rated as low (0.07) based on ACLED data with 72 conflict events during Oct/Sept 2023 consisting predominantly shelling/artillery/missile attacks. CORA also rated the presence of mines/UXO as high, while the presence of military and impact of long-range attacks was rated medium. HSM KIs indicated the threat of missile attacks as the main security concerns of the people in all assessed settlements. Also, exposure to armed conflict and violence, presence of landmines, damaged or destroyed property, attacks on civilian facilities and lack of bomb shelter were also cited in over half of the assessed settlements. Although the number of attacks recorded by ACLED was relatively low compared to other raions, the risks facing the civilian population were highlighted by a rocket attack on the 6th of October that killed 2 people and injured a further 30. Local press reported that 61 multi-apartment buildings, 17 private buildings, and 10 social and household objects were damaged in the strike.

Severity of needs across the raion was high (0.6) with over a half of the assessed settlements reporting high to severe needs (the rest had moderate needs). Provision of medicine, food, drinking water and livelihood/employment support were the most cited needs. In-kind support was identified as one of the preferred modalities in most of the settlements.

HSM data indicated serious access issues to goods and services in the assessed settlements. Over half of the settlements have some up to most people that are not able to access safe and adequate housing, sufficient food, markets, water, sanitation facilities and/or healthcare services. However, JMMI data indicated that all interviewed customers found no issues accessing goods and services. This discrepancy is likely due to some of the settlements where the highest level of needs was reported were covered only by the HSM and not the JMMI, though it would be useful to verify this.

Finance appeared to be a bigger barrier with half of the customer respondents saying they had been unaffected by financial factors. Increased prices and expensive fuel were the most identified barriers to goods and services. Availability of items was generally good with none of the respondents indicating availability issues. Availability of financial services providers such as banks, ATMs and Ukrposhta was good, except during air alerts when banks and Ukrposhta were reported unavailable by half of the respondents.

HSM Data

7 settlements surveyed in HSM ²⁵

- **Main security concerns:** Key informants in Kharkivskyi reported the threat of missile attacks as the main safety and security concern in the last 14 days prior to the survey in all the assessed

²⁵Vilkhivka, Derhachi, Lyptsi, Mala Danylivka, Rohan, Kharkiv, Tsyrcunyk

settlements. Other concerns included exposure to armed conflict (5), presence of landmines (4), damage or destroyed property (4), attacks on civilian facilities (4), lack of bomb shelter (4) and housing and/or land is used for military purposes (3 settlements).

- **Critical infrastructure damage:** Key informants from 4 settlements reported damages to bridges, in 3 settlement damages to warehouses and in 2 settlements damages on roads in the 14-day period prior to the survey. Other damages were also on markets/grocery stores (1), industrial facilities (1), government buildings (1) and schools/education facilities (1).
- **Vulnerable groups:** Key informants in all 7 assessed settlements identified returnees as the most vulnerable groups who have been observed to be less able to meet their basic needs. Also, in 6 settlements people who have been directly harmed by the conflict are also facing more challenges in meeting their daily needs, compared to other groups.
- **Severity of needs:** Over the last one month prior to the survey, 3 settlements have experienced worsening of their situation regarding the needs in the settlements. Out of the 7 assessed settlements in Kharkivskyi, key informants rated 3 settlements to have moderate needs, 1 settlement with high needs, and 3 settlements to have extreme or severe needs. The priority needs are provision of medicine (5), food (4), drinking water (4) and livelihood/employment support.
- **Current aid actors in the areas:** In 4 of the assessed settlements, KIs said that national and international aid organizations were the most active providers. Local authorities and religious institutions were also cited in 2 settlements. According to key informants, 3 settlements have no active aid providers.
- **Preferred modality of assistance:** According to key informants, the main preferred modality of assistance for most households in the settlements is in-kind assistance (6). Other modalities cited by the key informants are multipurpose cash support (3), services (2) and voucher-based support (2).
- **Reliable method of aid delivery:** Key informants from 4 settlements only responded to the question about most reliable methods of aid delivery, reporting that at the time of the survey, these 4 settlements were inaccessible for international aid organisations.
- **Heating:** In 6 assessed settlements wood is the source of energy that most people use for heating. Gas (3) and coal (3) were cited too.



Priority concerns:

Besides safety and security concerns that were listed by key informants in all assessed settlements, the other main concerns Kharkivskyi Raion in the surveyed settlements are:

- Access to medicines was cited across 7 settlements as one of the main concerns mainly because of lack of pharmacies (4) and cost of medicine (1).
- Access to housing was also a main concern in all 7 settlements since housing and shelter has been damaged (6) and rent is unaffordable (1).
- Disruption to telecommunications was a concern for 5 settlements, whereby 4 of these have already been facing daily disruptions to phone networks and to the internet over the past 14 days prior to the survey.
- Access to financial services was a concern in 5 settlements due to lack of functional financial institutions in 4 settlements and lack of functioning AMTs in another settlement.
- Due to lack of functional stores (3) and high food prices (1) access to food has become a concern for 4 settlements.

- Key informants in 4 settlements identified access to healthcare facilities as a concern as movement restrictions (1) have limited access to healthcare and required services are not available (1).
- Access to information on humanitarian aid was identified as a concern by key informants in 4 settlements.
- Access to NFIs was restricted in 4 settlements due to lack of functional stores in these settlements.
- Key informants in 4 settlements listed access to utilities as a main concern whereby 4 settlements have been facing daily power cuts and interruptions to the internet over the past 14 days prior to the survey.
- Presence of mines/UXO has remained a concern for 4 assessed settlements in Kharkivskiy Raion.

Other concerns that key informants identified but were less common across the assessed settlements include access to drinking water (2), access to documentation/legal services/administrative services (2), disruption to transportation/fuel (1) and psychological support (1).

Main Access Issues: According to key informants, there are several access issues in the assessed settlements in Kharkivskiy Raion. Thereby access to improved sanitation facilities and access to healthcare services are most critical as many or most people in 3 settlements do not have access to toilets and healthcare.

	7 settlements surveyed in Kharkivskiy Raion					
	The situation is under control	The situation is concerning /requires monitoring	A few people are unable to access	Some people are unable to access	Many people are unable to access	Most people are unable to access
Access to safe and adequate housing	-	2	1	2	1	1
Access to sufficient food	2	1	-	2	1	1
Access to markets to purchase goods	2	1	-	2	1	1
Accessing water	2	1	-	2	1	1
Accessing improved sanitation facilities	2	-	-	1	1	2
Accessing healthcare services	1	2	-	1	2	1

JMMI Data

Customers interviewed: 10, Retailers interviewed: 6.

Barriers to access markets and goods: According to a JMMI customer survey the conflict is not having a significant direct impact on people's ability to access usual stores and. However, despite this HSM key informants in all of the assessed settlements (7) cited safety as one of the main concerns in their settlements, with exposure to armed conflicts being the most prevalent.

However, according to JMMI data, financial factors are more dominant in negatively affecting access to stores and markets than direct conflict events. Out of 10 interviewed customers half indicated their access to markets has been affected by financial factors, either by price increases (4) or not being able to afford goods in the stores and markets (1). Three customers also added expensive fuel as a variable that affects their access to stores. This corroborates HSM findings above where key informants from 3 (of 7) assessed settlements listed financial resources/livelihood support as one of the main needs in

their settlements, even if in-kind assistance was the most preferred modality of aid in 6 settlements (followed by cash support in 3).

Regarding item availability, JMMI customer survey also shows that items in the five key categories that were listed in the survey (food, hygiene items, vehicle and heating fuel, warm clothes, and medicine) all were available in the shops and marketplaces in all assessed hromadas. However, with the HSM indicating that 5 out of 7 assessed settlements need medicine and 4 of food, it is likely that financial issues are impacting households' ability to meeting their needs in these areas. Furthermore, 5 settlements in HSM assessment reported access issues regarding sufficient food and markets to buy goods. This divergence could be explained by different areas of coverage by the two assessments and whether the settlements where HSM KIs expressed high levels of need were in areas covered by the JMMI.

Median prices: The JMMI retailer survey investigated the price ranges in key food and hygiene items.²⁶ While there were not enough data points to identify raion level price variations, when compared to the median prices on macro region level, then the prices in Kharkivskyyi are about 1.2 UAH higher, driven by the price of sunflower oil (+9.12 UAH) that costs about 59.95 UAH in Kharkivskyyi.

Access to financial services: According to JMMI data, banks, ATMs and Ukrposhta are available in all assessed areas. However, the operations of the Ukrposhta and banks in 5 settlements are affected by war events as they are not available during air alerts. In settlements assessed by HSM access to financial services is more restricted with 5 settlements (of 7) citing it as one of the main concerns.

BARRIERS TO ACCESS MARKETS AND GOODS

How have the war and its related developments affected your ability to access your usual store or marketplace this month?

No Impact	Movement Restrictions	Fighting/Shelling	Buildings Damaged	Road Damaged	Lack of Transport	Feel Unsafe	Power Outages	Air Alert	Other	No Answer
10	0	0	0	0	0	0	0	0	0	0

Do any of these financial factors affect your ability to buy goods from your usual stores and marketplaces this month?

Not Affected	Not Available	Not Affordable	Not Enough Cash	Public Transport	Expensive Fuel	Prices Increased	Other	No Answer
5	0	1	0	0	3	4	1	0

ITEM AVAILABILITY

For each of these five categories of items, please indicate their current level of availability in shops and marketplaces in your hromada:

ITEM	Available	Limited	On Order	Not available	DK
FOOD	10	0	n/a	n/a	n/a
HYGIENE ITEMS	10	0	0	n/a	n/a
VEHICLE FUEL	6	0	0	0	4
HEATING FUEL	5	0	0	0	5
WARM CLOTHES	10	0	0	0	0
MEDICINE	10	0	0	0	0

²⁶ Eggs, Bread, Milk, Sunflower Oil, Buckwheat, Chicken Legs, Drinking Water, Body Soap, Sanitary Pads, Toothpaste

ACCESS TO FINANCIAL SERVICES

Are bank branches currently available and functioning in your community?

Are ATMs currently available and functioning in your community?

Are Ukrposhta financial services available in your community (home delivery of cash transfers, pensions, allowances, etc.)?

	Available	Available, but unable to provide	Available, but not during air alert	Available, but not during power outage	Only mobile	Not available	Other (1)	Other (2)	No answer
Bank	5	0	5	0	0	0	0	n/a	0
ATM	10	0	0	0	n/a	0	0	0	0
Poshta	5	n/a	5	0	0	0	0	n/a	0

CORA Data

Kharkivska Hromada

- Returns estimated at 61 – 80%.
- All utilities, Education and Health disruption rated Low.
- Residential destruction impact rated Medium with Medium level of reconstruction.
- Mine/UXO presence rated High, with widespread demining taking place.
- Military presence is rated Medium, impact of long-range attacks rated High.
- The impact of community tension is rated Medium.

Tsyrukunivska Hromada

- Returns estimated at 1 – 20%.
- Disruptions to water supplies are rated Medium. All other utilities, Education and Health disruption rated Low.
- Residential destruction impact rated High with Medium level of reconstruction.
- Mine/UXO presence rated High, with some demining taking place.
- Military presence is rated Medium, impact of long-range attacks rated Low.
- The impact of community tension is rated Medium.

Khersonska

Beryslavskyi Raion

RAION: Beryslavskyi in Khersonska Oblast



Overview:

TOTAL POPULATION	INTERNALLY DISPLACED	RETURNEES	NON-DISPLACED
22,809	2,265	6,230	14,314
	10%	27%	63%

Source: OCHA, UKR 2024 HNO Affected Population Estimate (21/09/2023).

Summary

Datasets available: HSM, ACLED, JMMI

Exposure to the conflict in the raion is rated as Medium (0.28) based on ACLED data with 282 conflict events during Oct/Sept 2023 consisting predominantly of air/drone strikes and shelling/artillery/missile attacks. HSM KIs indicated the threat of missile attacks and presence of landmines/UXO closely followed by exposure to armed violence and shelling as the main security concerns. Severity of needs across the raion was low (0.18) with only a third of the settlements reporting moderate needs (the rest had limited or no needs). Fuel for heating and the repair of inadequate or damaged housing were the most cited needs. All-purpose cash was identified as one of the preferred modalities in all settlements.

HSM data indicated reasonable access to goods and services across most settlements. However, access to safe and adequate housing was cited as an issue by several KIs in alignment with the main needs outlined above. Recorded attacks on non-residential infrastructure were low (0.04).

JMMI data indicated that none of the customers found any issues accessing goods and services. While there were also no significant physical barriers to accessing markets and goods, availability of goods was good too.

Finance appeared to be a bigger barrier with about half of customer respondents saying they had been unaffected by financial factors. Not having enough cash, loss of livelihoods and price increases were the most commonly identified barriers to goods and services. However, access to financial services is heavily restricted.

HSM Data

10 settlements surveyed in HSM ²⁷

- **Main security concerns:** In Beryslavskyi among the assessed settlements the most common safety and security concerns are threat of missile attacks and presence of landmines/UXO, listed by key informants from 6 out of 10 settlements. Exposure to armed violence and shelling (5) and damaged/destroyed property (3) are concerns too.
- **Critical infrastructure damage:** In the last 14 days prior to the survey the interviewed key informants reported damage to health facilities (2), markets/grocery stores (1), telecommunication infrastructure (1) and government buildings (1).

²⁷ Beryslav, Borozenske, Velyka Oleksandrivka, Vysokopillia, Kalynivske, Mylove, Novovorontsovka, Novooleksandrivka, Novoraisk, Tiahynka

- **Vulnerable groups:** Key informants from 4 settlements observed returnees as a special group that would require additional support to meet their everyday needs. In 2 settlements people who have been directly harmed by the current violence were also observed to have challenges to meet their everyday needs.
- **Severity of needs:** From all the 10 assessed settlements 7 settlements were reported to have moderate levels of needs, while the other 3 settlements have limited or no needs. The situation over the past month has worsened in 2 settlements regarding the level of needs. The main needs are fuel for heating (7) and repair of inadequate or damaged housing (7).
- **Current aid actors in the areas:** The most active aid delivery groups in Beryslavskyi among the assessed settlements are international and national aid organizations cited by key informants in 8 settlements, and religious institutions cited across 6 settlements. Local volunteer groups (2) and local authorities (3) were cited too as active aid providers.
- **Reliable method for aid delivery:** The most reliable method for aid delivery is by road, prioritized by key informants across 3 settlements. Key informants from 1 settlement also added home delivery for people with mobility issues. Other key informants did not respond to this question.
- **Preferred modality of assistance:** The preferred modality of assistance for the majority of households across all 10 settlements is multipurpose cash assistance, followed by in-kind assistance in 6 settlements.
- **Heating:** According to key informants in all assessed settlements the main sources of energy that most people use for heating during winter are wood and coal. Eight settlements also added briquette as an additional alternative to the above listed sources.



Priority concerns:

Besides safety concerns that were cited by informants in 9 out of 10 assessed settlements, the main concerns in Beryslavskyi Raion 14 days prior the survey were:

- Disruption to telecommunication across 8 settlements as the phone network has gone down every few days across 5 settlements or most of the time every day in 2 settlements over the past 14 days prior to the survey. Internet disruptions have also been common in 8 settlements, whereby 2 of these often-had internet connection disruptions over the past 14 days prior to the survey.
- Disruption to utilities was reported in 7 settlements whereby people in 3 settlements have been facing power cuts most of the time every day and 2 other settlements every few days over the past 14 days prior to the survey.
- Access to financial services is a concern in 5 settlements due to lack of functional financial institutions.
- Access to housing was listed as a main concern too in 5 settlements as housing/shelter has been damaged due to the conflict activities.

Other concerns that were cited by individual settlements were: access to drinking water and housing, and to financial and health care services.

Main Access Issues: According to key informants, the main access issues in the 10 assessed settlements in Beryslavskyi Raion are access to safe and adequate housing and access to water as key informants reported that a few people had difficulties accessing those as shown in the table overleaf.

	10 settlements surveyed in Beryslavskiy Raion					
	The situation is under control	The situation is concerning /requires monitoring	A few people are unable to access	Some people are unable to access	Many people are unable to access	Most people are unable to access
Access to safe and adequate housing	3	4	3	-	-	-
Access to sufficient food	9	1	-	-	-	-
Access to markets to purchase goods	9	1	-	-	-	-
Accessing water	8	1	1	-	-	-
Accessing improved sanitation facilities	10	-	-	-	-	-
Accessing healthcare services	9	1	-	-	-	-

JMMI Data

Customers interviewed: 9, Retailers interviewed: 5.

Barriers to access markets and goods: According to the JMMI survey, of the 9 interviewed customers 6 said that there was no impact of the war or its related developments affecting the ability to access usual stores or markets in the one-month period prior to data collection. The other 3 interviewed customers listed damaged builds as one of the main physical barriers to access markets and goods, while one of these also added air alerts and another customer added fighting and shelling. Overall, the safety and security concerns remain high as findings of the HSM assessment show that key informants from 9 of 10 assessed settlements listed safety as one major concern with the threat of missile attacks and presence of landmines/UXO being the most common concerns.

Furthermore, 4 out of 9 interviewed customers said that their ability to buy goods from their usual stores and markets was not affected by financial factors. Others were affected by not having enough cash (4) as several have lost their livelihoods, and by price increases (2). These findings corroborate with HSM assessment findings as key informants from only 3 out of 10 assessed settlements listed financial resources/livelihood support as a priority need. However, across all settlements key informants agreed that if aid is provided, the majority of the people in the settlements would prefer multipurpose cash provision.

The JMMI assessment indicates that there are no issues regarding item availability in key categories of food, hygiene items, vehicle and heating fuel, warm clothes and medicine in assessed hromadas. HSM assessment rather highlights the high needs of housing and repair materials, but did not indicate access issues to medicine, non-food items, food or markets.

Median prices: The JMMI retailer survey investigated the price ranges in key food and hygiene items²⁸ and discovered some variations in the prices. Of the assessed items, the biggest differences are in the prices of drinking water that varied by about 25%, with a max price of 20 UAH and min. price 16 UAH for the same quantity of water. This likely correlates to the dam breach that resulted in contamination of water sources and increased the demand for drinking water. The next most significant variations were in the price of body soap that ranged from 17.50 UAH to 20 UAH (14%) and sunflower oil (from 75 UAH to 84.50 UAH with a 13% variation). On average, the prices in Beryslavskiy are by 5.4 UAH higher compared to the same key items on macro region level driven by high prices of sunflower oil and buckwheat in Beryslavskiy.

²⁸ Eggs, Bread, Milk, Sunflower Oil, Buckwheat, Chicken Legs, Drinking Water, Body Soap, Sanitary Pads, Toothpaste

Access to financial services: The JMMI customer survey shows that in Beryslavskiy Raion access to financial services is largely not available. All 9 assessed communities have no banks and ATMs available in their communities, but have Ukrposhta, even though this is mobile-based too. These findings only partially corroborate HSM that highlighted the challenges of accessing financial services due to lack of functional service providers. However, HSM assessment shows that in half of the assessed settlements (5 of 10) access to financial services was not a concern.

BARRIERS TO ACCESS MARKETS AND GOODS

How have the war and its related developments affected your ability to access your usual store or marketplace this month?

No Impact	Movement Restrictions	Fighting/ Shelling	Buildings Damaged	Road Damaged	Lack of Transport	Feel Unsafe	Power Outages	Air Alert	Other	No Answer
6	0	1	3	0	0	0	0	1	0	0

Do any of these financial factors affect your ability to buy goods from your usual stores and marketplaces this month?

Not Affected	Not Available	Not Affordable	Not Enough Cash	Public Transport	Expensive Fuel	Prices Increased	Other	No Answer
4	0	1	4	0	0	2	0	0

ITEM AVAILABILITY

For each of these five categories of items, please indicate their current level of availability in shops and marketplaces in your hromada:

ITEM	Available	Limited	On Order	Not available	DK
FOOD	9	0	n/a	n/a	n/a
HYGIENE ITEMS	9	0	0	n/a	n/a
VEHICLE FUEL	9	0	0	0	19
HEATING FUEL	9	0	0	0	0
WARM CLOTHES	9	0	0	0	0
MEDICINE	9	0	0	0	0

ACCESS TO FINANCIAL SERVICES

Are bank branches currently available and functioning in your community?

Are ATMs currently available and functioning in your community?

Are Ukrposhta financial services available in your community (home delivery of cash transfers, pensions, allowances, etc.)?

	Available	Available, but unable to provide	Available, but not during air alert	Available, but not during power outage	Only mobile	Not available	Other (1)	Other (2)	No answer
Bank	0	0	0	0	0	9	0	n/a	0
ATM	0	0	0	0	0	9	0	0	0
Poshta	0	n/a	0	0	9	0	0	n/a	0

Khersonskyi Raion

RAION: Khersonskyi in Khersonska Oblast



Overview:

TOTAL POPULATION	INTERNALLY DISPLACED	RETURNEES	NON-DISPLACED
143,715	14,273	39,249	90,193
	10%	27%	63%

Source: OCHA, UKR 2024 HNO Affected Population Estimate (21/09/2023).

Summary

Datasets available: HSM, ACLED, CORA, JMMI

Exposure to the conflict in the raion is rated as Medium (0.34) based on ACLED data with 345 conflict events during Oct/Sept 2023 and shelling/artillery/missile attacks accounting for two thirds of those. The threat of missile attacks and exposure to armed violence and shelling were the most cited concerns by HSM KIs. CORA data indicated a high presence of mines in the assessed hromadas, but also noted demining activities taking place. Severity of needs across the raion was medium (0.21) with most settlements reporting moderate needs. Repair of housing was reported as a need in all settlements assessed, with multipurpose cash assistance the preferred modality also across all assessed settlements.

HSM data indicated reasonable access to goods and services across the majority of settlements. However access to safe and adequate housing was cited as an issue by several KIs reflecting the need for housing. Interestingly, disruption to electricity supplies was rated high in Khersonska Hromada (CORA), although recorded attacks on non-residential infrastructure were low (0.04). Residential destruction was rated as medium in both CORA assessed hromadas, however medium/high levels of reconstruction were also reported.

JMMI data indicated that only about a third of customers found no issues accessing goods and services as fighting/shelling and a general feeling of being unsafe were given as factors impacting access, along with movement restrictions and damaged buildings.

Finance appeared to be a bigger barrier with less than a quarter of customer respondents saying they had been unaffected by financial factors. Not having enough cash, loss of livelihoods and price increases were the most commonly identified barriers to goods and services. Availability of items was generally good although with a few respondents indicating availability issues concerning warm clothes. Just about a third of respondents also flagged issues in accessing mainly ATMs but also banks.

HSM Data

6 settlements surveyed in HSM ²⁹

- **Main security concerns:** Key informants in assessed settlements in Khersonskyi reported that exposure to armed violence and shelling (5) and threat of missile attacks (5) were the most common safety and security concerns 14 days prior to the survey. Damaged and destroyed property (3) and presence of landmines/UXO were cited too.
- **Critical infrastructure damage:** Key informants from some settlements reported damage to government buildings (2), to market/grocery stores (1), to industrial facilities (1) and to schools/educational facilities in the 14 days prior to the survey.

²⁹ Bilozerka, Darivka, Muzykivka, Stanislav, Kherson, Chornobaivka

- **Vulnerable groups:** Key informants across 5 settlements in Khersonskyi reported not having observed any specific groups that were less able to meet their everyday needs compared to other groups. People who have been directly harmed by the current conflict and returnees were observed by key informants in one settlement to be less able to meet their everyday needs, compared to other groups.
- **Severity of needs:** The severity of needs in 5 assessed settlements is moderate while the remaining 1 settlement has no or only limited needs. Key informants agreed that there had been no change regarding the level of needs compared to one month prior to the survey. However, the most cited need by key informants from 5 settlements was repair of inadequate or damaged housing.
- **Current aid actors in the areas:** The most active aid providers in the assessed settlements in Khersonskyi are international and national aid organizations cited by key informants in 5 settlements. Informants in 2 other settlements added local authorities and in 4 settlements local volunteer groups.
- **Preferred modality of assistance:** The preferred modality for assistance across all assessed settlements in Khersonskyi is multipurpose cash assistance.
- **Preferred method of aid delivery:** Key informants from 2 settlements agreed that the most preferred and reliable way to deliver aid to the settlements would be by road. Other key informants did not respond to the question.
- **Heating:** Data suggests that people in the settlements have several heating opportunities available. Key informants across all 6 settlements reported that the main sources of energy that most people use for heating during winter is wood, coal, gas and/or briquette.



Priority concerns:

Besides safety and security concerns that were listed by key informants from all settlements as one of the main concerns, other main concerns in the assessed settlements in Khersonskyi raion that were common across all assessed settlements were:

- Disruptions to telecommunication as 3 settlements have faced phone network disruptions a few hours every day and 2 settlements every few days over the past 14 days prior to the survey. Also, the internet has been disrupted often (3) or few hours (2) in the 14-day period prior to the survey.
- Disruption to utility supply is mainly due to power cuts every few days in 3 settlements and daily in 2 settlements, while gas supply was cut every few days in 3 settlements too over the past 14 days prior to the survey.

Other concerns listed were not common within the raion across all the settlements. However, some concerns that were cited by key informants were access to healthcare services (cited in 1 settlement), access to financial services (2), access to housing (2), presence of landmines/UXO (2), disruption to transportation or fuel supply (1) and access to medicine (1).

Main Access Issues: According to key informants, the main access issues in the 6 assessed settlements in Khersonskyi Raion are access to safe and adequate housing and access to markets to purchase food as shown in the table overleaf.

	6 settlements surveyed in Khersonskiy Raion					
	The situation is under control	The situation is concerning /requires monitoring	A few people are unable to access	Some people are unable to access	Many people are unable to access	Most people are unable to access
Access to safe and adequate housing	3	1	2	-	-	-
Access to sufficient food	6	-	-	-	-	-
Access to markets to purchase goods	4	1	1	-	-	-
Accessing water	6	-	-	-	-	-
Accessing improved sanitation facilities	6	-	-	-	-	-
Accessing healthcare services	5	1	-	-	-	-

JMMI Data

Customers interviewed: 33, Retailers interviewed: 12.

Barriers to access markets and goods: According to the JMMI survey, of the 33 interviewed customers 8 said that there was no impact of the war or its related developments affecting the ability to access usual stores or markets in the one-month period prior to data collection. The other 25 interviewed customers listed a variety of factors, whereby the most prevalent factors were fighting/shelling (20), general feeling of unsafe (18), movement restrictions (13) and damaged roads (11). These findings corroborate with HSM assessment findings where key informants from all (6) assessed settlements also listed safety as one major concern with the exposure to armed violence and shelling and threat of missile attacks being the most common concerns.

Large scale insecurity in Khersonskiy is likely also the root cause for economic hazards for many. Only 5 out of 33 interviewed customers said that their ability to buy goods from their usual stores and markets was not affected by financial factors. Others were affected by the price increases (12) over the one-month period prior to the data collection, not having enough cash (13) as several have lost their livelihoods, and/or not being able to afford goods (14). Financial barriers in the HSM assessed settlements are similarly prevalent as key informants from only 3 out of 6 assessed settlements listed financial resources/livelihood support as a priority need. Also, across all settlements key informants agreed that if aid is provided, the majority of the people in the settlements would prefer multipurpose cash provision.

The JMMI assessment indicates that there are no major issues regarding item availability in key categories of food, hygiene items, vehicle and heating fuel, warm clothes and medicine in assessed hromadas. Except for heating fuel in 1 hromada, none of the categories was listed as *not available*. However, the most limited availability is of warm clothes with 2 hromadas having only limited availability and 8 other hromadas having warm clothes on order only. Concerning are also 4 hromadas that have medicine available on order as well. The HSM assessment highlighted the needs of housing and repair materials, but did not indicate access issues to medicine, non-food items, food or markets.

Median prices: The JMMI retailer survey investigated the price ranges in key food and hygiene items³⁰ and discovered some variations in the prices. Of the assessed items, the biggest differences are in the prices of drinking water that varied by about 85%, with a max price of 18.5 UAH and min. price 9.98 UAH for the same quantity of water. This likely correlates to the dam breach that resulted in

³⁰ Eggs, Bread, Milk, Sunflower Oil, Buckwheat, Chicken Legs, Drinking Water, Body Soap, Sanitary Pads, Toothpaste

contamination of water sources and increased the demand for drinking water. The next most significant variations were in the price of body soap that ranged from 20.36 UAH to 12.43 UAH (65%) and bread (from 12.81 UAH to 20 UAH with a 56% variation). On average, the prices in Khersonskyi are largely same compared to the same key items on macro region level.

Access to financial services: The JMMI customer survey shows that in Khersonskyi Raion among the 33 assessed communities, 14 have ATMs and banks available in their communities. Ten communities have no banks available in their communities, but can access bank services nearby. Most challenging in Khersonskyi is access to ATMs as only 14 out of 33 communities have ATMs. ATMs in at least 10 communities have technical issues and are therefore not available. There seem to be no issues with the availability of Ukrposhta. The HSM data shows that out of 6 assessed settlements, key informants from 2 settlements only listed access to financial services as one of the main concerns.

BARRIERS TO ACCESS MARKETS AND GOODS

How have the war and its related developments affected your ability to access your usual store or marketplace this month?

No Impact	Movement Restrictions	Fighting/Shelling	Buildings Damaged	Road Damaged	Lack of Transport	Feel Unsafe	Power Outages	Air Alert	Other	No Answer
8	13	20	10	11	9	18	0	1	0	0

Do any of these financial factors affect your ability to buy goods from your usual stores and marketplaces this month?

Not Affected	Not Available	Not Affordable	Not Enough Cash	Public Transport	Expensive Fuel	Prices Increased	Other	No Answer
5	1	14	13	6	0	12	0	0

ITEM AVAILABILITY

For each of these five categories of items, please indicate their current level of availability in shops and marketplaces in your hromada:

ITEM	Available	Limited	On Order	Not available	DK
FOOD	32	1	n/a	n/a	n/a
HYGIENE ITEMS	32	1	0	n/a	n/a
VEHICLE FUEL	14	0	0	0	19
HEATING FUEL	24	4	0	1	4
WARM CLOTHES	9	2	8	0	14
MEDICINE	26	0	4	0	3

ACCESS TO FINANCIAL SERVICES

Are bank branches currently available and functioning in your community?

Are ATMs currently available and functioning in your community?

Are Ukrposhta financial services available in your community (home delivery of cash transfers, pensions, allowances, etc.)?

	Available	Available, but unable to provide	Available, but not during air alert	Available, but not during power outage	Only mobile	Not available	Other (1)	Other (2)	No answer
Bank	16	0	3	0	0	0	Nearby (10)	n/a	4
ATM	14	0	0	0	0	10	Limited (5)	n/a	4
Poshta	29	n/a	0	1	0	0	0	n/a	3

CORA Data

Chornobaivska Hromada

- Returns estimated at 1 – 20%.
- Disruptions to government services are rated Medium, all other utilities, Education and Health disruption rated Low.
- Residential destruction impact rated Medium with Medium level of reconstruction.
- Mine/UXO presence rated High, with some demining taking place.
- Military presence is rated Medium, impact of long-range attacks rated Low.
- The impact of community tension is rated Low.

Khersonska Hromada

- Returns estimated at 1 – 20%.
- Disruptions to electricity were rated High, disruptions to government services and water supply were rated Medium. All other utilities, Education and Health disruption rated Low.
- Residential destruction impact rated Medium with High level of reconstruction.
- Mine/UXO presence rated High, with demining taking place.
- Military presence is rated High, impact of long-range attacks rated High.
- The impact of community tension is rated Medium.

Mykolaivska

Mykolaivskyi Raion

RAION: Mykolaivskyi in Mykolaivska Oblast



Overview:

TOTAL POPULATION	INTERNALLY DISPLACED	RETURNEES	NON-DISPLACED
396,090	60,128	63,673	272,289
	15%	16%	69%

Source: OCHA, UKR 2024 HNO Affected Population Estimate (21/09/2023).

Summary

Datasets available: HSM, ACLED, JMMI, CORA

Exposure to the conflict in the raion is rated as Low (0.06) based on ACLED data with 65 conflict events during Oct/Sept 2023 consisting predominantly of shelling/artillery/missile attacks. HSM KIs indicated the threat of missile attacks as the main security concern. Interestingly CORA data rated Mine/UXO presence as high in both assessed hromadas, this may be mitigated by the demining activities taking place. The impact of long-range attacks was rated as high in Mykolaivska Hromada, but low in Shevchenkivska Hromada, perhaps underlining the impact of missile attacks on larger urban areas.

Severity of needs across the raion was low (0.16), however 2 of the 19 settlements surveyed did report a high level of needs. Repair of inadequate/damaged housing and fuel for heating were the most reported needs followed by food and NFIs.

HSM data indicated reasonable access to goods and services across most settlements, however Kis from 2 settlements reported access issues regarding safe and adequate housing (tying in with priority needs) and access to health care services and access to markets and goods were flagged once. KIs did not flag any recent attacks on non-residential infrastructure.

JMMI data indicated that the vast majority of customers had no issues accessing goods and services, in line with the relatively low number of conflict events.

However, finance was a barrier for approximately half of the customer KIs with “not being able to afford goods” the most predominant reason cited. Availability of items was generally good although there were a few exceptions in some areas including access to vehicle fuel, and access to medicines (tying in with 2 settlements flagging access issues to health services).

HSM Data

19 settlements surveyed in HSM ³¹

- **Main security concerns:** According to key informants, the threat of missile attacks is the main safety and security concern for people in 12 settlements. As 3 settlements did not have any main safety and security concerns at the time of the survey, the prevalence of other listed concerns is significantly lower. Other concerns that were listed are lack of bomb shelter (4), exposure to armed violence and shelling (3) and presence of landmines/UXO (3).

³¹ Blahodatne, Berezanka, Vesniane, Voskresenske, Halytsynove, Kobleve, Kutsurub, Mykolaiv, Mishkovo-Pohorilove, Nechaiane, Nova Odesa, Olshanske, Ochakiv, Pervomaiske, Radisnyi Sad, Stepove, Sukhyi Yelanets, Chornomorka, Shevchenkove

- **Critical infrastructure damage:** There was no significant damage within the given timeframe reported.
- **Vulnerable groups:** Out of the 19 assessed settlements, key informants in 12 settlements had not observed any groups that were less able to meet their daily needs. In 5 settlements, people directly harmed by the current violence, and in 4 settlements returnees were observed to be more vulnerable.
- **Severity of needs:** While 8 assessed settlements have moderate needs, key informants from 2 settlements reported high needs. The remaining 9 settlements have limited or no need. The situation of needs has remained unchanged in most of the settlements (16), as 2 settlements have seen an improvement over the last one month prior to the survey. The situation has worsened only in 1 settlement. Some of the most commonly listed needs by the interviewed key informants are repair of inadequate/damaged housing (6), fuel for heating (6), food (4) and NFIs (4).
- **Current aid actors in the areas:** Most key informants did not respond to this question, except key informants from 3 settlements reporting that they had no most active aid actors in their settlements.
- **Preferred modality of assistance:** The most preferred modality for assistance across 17 assessed settlements in Mykolaivskiy is multipurpose cash assistance, followed by and in-kind assistance (12) and services (3).
- **Reliable method of aid delivery:** Key informants from 10 settlements did not respond to the question about reliable methods of aid delivery, but other key informants from 9 settlements agreed that the most reliable method was by road.
- **Heating:** Data suggests that people in the settlements have several heating opportunities available. Key informants across 16 settlements reported that the main source of energy that most people use for heating during winter is gas, while 15 settlements also have wood heating options. Four settlements also reported electricity.



Priority concerns:

Besides the safety concern that was most common across 17 out of 19 assessed settlements in Mykolaivskiy, other listed concerns were:

- Disruption to utilities was listed by key informants in 10 settlements whereby 6 settlements have already been facing power cuts every few days within a 14-day period prior to the data collection. There were no disruptions to the gas supply report.
- Disruption to telecommunications is a concern in 8 settlements as phone networks has already been disrupted every few days in 5 and on a daily basis in 1 settlement over the past 14 days prior to the survey. Internet connection has been disrupted in 11 settlements, whereby according to key informants the connection has been cut for less than an hour in 5 settlements, few hours in another 5 settlements, and often in 1 settlement.
- Access to medicine is a concern in 7 settlements whereby a lack of pharmacies was listed as the most common barrier (5).

Other concerns listed were less prevalent, such as access to health care (4), access to financial services (5), access to drinking water (1), access to food (1) and NFIs (1).

Main Access Issues: According to key informants, the main access issues are access to safe and adequate housing, access to markets to purchase food, and accessing healthcare services as many or most people in one settlement are in need to support those services, as shown in the table below.

	19 settlements surveyed in Mykolaivska Raion					
	The situation is under control	The situation is concerning /requires monitoring	A few people are unable to access	Some people are unable to access	Many people are unable to access	Most people are unable to access
Access to safe and adequate housing	12	5	-	1	-	1
Access to sufficient food	16	3	-	-	-	-
Access to markets to purchase goods	17	1	-	-	1	-
Accessing water	15	3	1	-	-	-
Accessing improved sanitation facilities³²	17	1	-	-	-	-
Accessing healthcare services	15	2	1	-	1	-

JMMI Data

Customers interviewed: 17, Retailers interviewed: 5.

Barriers to access markets and goods: According to a JMMI customer survey, war and its related developments did not have significant impact on the ability to access usual stores and marketplaces within a month period prior to the survey. Of 17 interviewed customers, only 1 said that moment restrictions have hampered access, while a second customer said that damaged buildings have affected ability to access the usual stores or markets. Other 15 interviewed customers said that none of the war developments has affected them. These findings align with the findings of the HSM assessment where key informants from few (4 out of 19) assessed settlements listed specific safety concerns, even though overall concern over safety remains high.

Not surprisingly, people are still affected by financial factors. In the JMMI survey, 7 out of 17 interviewed customers said that not being able to afford goods has affected their ability to buy goods from the usual stores and markets, while one more customer said that his/her ability to buy goods is affected by price increases. Overall, 9 customers reported not being affected by financial factors. The HSM assessment largely confirms the above findings. In the assessed settlements, need for financial resources/livelihood support is rather low (in 2 out of 19 assessed settlements), multipurpose cash assistance was still the most preferred modality of assistance if aid is provided.

The JMMI data does not indicate any major concerns in regard to accessing items in key categories such as goods, hygiene items, vehicle and heating fuel, warm clothes and medicine. However, there are few exceptions. According to interviewed customers, there is one hromada that has only limited availability of medicine, and another hromada with no availability of medicine. The same goes for vehicle fuel. In the HSM assessed settlements the situation is slightly more concerning compared to JMMI assessed hromadas as food and NFIs were listed as main needs in 4 settlements while access to medicine was cited as one of the main concerns in 7 settlements (of 19).

Median prices: The JMMI retailer survey looked into the price ranges in key food and hygiene items³³ and discovered some variations in the prices. Of the assessed items, the biggest differences are in the prices of body soap that varied by about 48% ranging from 12.64 UAH to 18.75 UAH for the same quantity of body soap. The price variations in Mykolaivskyi are generally high on average at 23%. The next items with biggest price variations following the body soap are toothpaste (39%) and buckwheat

³² Key informants from only 4 settlements responded to this question.

³³ Eggs, Bread, Milk, Sunflower Oil, Buckwheat, Chicken Legs, Drinking Water, Body Soap, Sanitary Pads, Toothpaste

(37%). Overall, on average, the prices in Mykolaivskiy Raion are more or less same compared to the same key items on macro region level.

Access to financial services: According to JMMI customer survey, all assessed financial service providers - bank, ATMs and Ukrposhta - are available in the assessed areas. The situation is slightly more difficult in the HSM assessed settlements where 5 out of 19 settlements listed access to financial services as one of the main concerns.

BARRIERS TO ACCESS MARKETS AND GOODS

How have the war and its related developments affected your ability to access your usual store or marketplace this month?

No Impact	Movement Restrictions	Fighting/Shelling	Buildings Damaged	Road Damaged	Lack of Transport	Feel Unsafe	Power Outages	Air Alert	Other	No Answer
15	1	0	1	0	0	0	0	0	0	0

Do any of these financial factors affect your ability to buy goods from your usual stores and marketplaces this month?

Not Affected	Not Available	Not Affordable	Not Enough Cash	Public Transport	Expensive Fuel	Prices Increased	Other	No Answer
9	0	7	0	0	0	1	0	1

ITEM AVAILABILITY

For each of these five categories of items, please indicate their current level of availability in shops and marketplaces in your hromada:

ITEM	Available	Limited	On Order	Not available	DK
FOOD	17	0	n/a	n/a	n/a
HYGIENE ITEMS	17	0	0	n/a	n/a
VEHICLE FUEL	9	1	0	1	6
HEATING FUEL	14	0	0	0	3
WARM CLOTHES	11	0	2	0	4
MEDICINE	14	1	0	1	1

ACCESS TO FINANCIAL SERVICES

Are bank branches currently available and functioning in your community?

Are ATMs currently available and functioning in your community?

Are Ukrposhta financial services available in your community (home delivery of cash transfers, pensions, allowances, etc.)?

	Available	Available, but unable to provide	Available, but not during air alert	Available, but not during power outage	Only mobile	Not available	Other (1)	Other (2)	No answer
Bank	14	1	1	0	0	0	No, but nearby (1)	n/a	0
ATM	16	0	0	0	limited (1)	0	0	0	0
Poshta	12	n/a	0	0	0	0	0	n/a	5

CORA Data

Mykolaivska Hromada

- Returns estimated at 41 – 60%.
- Disruption to water supplies rated Medium, all other utilities, Education and Health disruption rated Low.
- Residential destruction impact rated Medium with Low level of reconstruction.
- Mine/UXO presence rated High, with some demining taking place.
- Military presence is rated Low, impact of long-range attacks rated High.
- The impact of community tension is rated Low.

Shevchenkivska Hromada

- Returns estimated at 41 – 60%.
- Disruption to utilities, Education and Health rated Low.
- Residential destruction impact rated Medium with Low level of reconstruction.
- Mine/UXO presence rated High, with demining taking place.
- Military presence is rated Medium, impact of long-range attacks rated Low.
- The impact of community tension is rated Low.

Sumska

Konotopskyi Raion

RAION: Konotopskyi in Sumska Oblast



Overview:

TOTAL POPULATION	INTERNALLY DISPLACED	RETURNEES	NON-DISPLACED
141,262	12,417	15,754	113,091
	9%	11%	80%

Source: OCHA, UKR 2024 HNO Affected Population Estimate (21/09/2023).

Summary

Datasets available: HSM, ACLED, JMMI, CORA

Exposure to the conflict in the raion is rated as Low (0.03) based on ACLED data with 26 conflict events during Oct/Sept 2023 consisting predominantly of shelling/artillery/missile attacks. This mirrors the main security concern highlighted by KIs. The relatively low number of attacks also aligns with CORA data from one hromada where the impact of long-range attacks is rated low.

Severity of needs across the raion was low (0.05), with 4 of the 5 assessed settlements having limited or had no needs. However, in the remaining settlement the needs are reported to be moderate and to have worsened compared to one month prior to the survey. Despite this, heating fuel, food and livelihood/employment support were cited as priority needs in the raion. The main preferred modality across all assessed settlements is multipurpose cash assistance. There were no indicated issues in terms of access to goods and services across all the settlements and JMMI data indicated that all goods surveyed were readily available.

Air alerts were the only direct conflict related barrier identified (by 2 of 5 customers), however price increases and the cost of fuel were also cited as factors preventing customers from buying goods. All five customers indicated that financial services were generally available. CORA data also indicated only low levels of disruption to health and education services and utilities.

HSM Data

5 settlements surveyed in HSM ³⁴

- **Main security concerns:** Key informants in 3 out of 5 assessed settlements in Konotopskyi Raion reported safety and security concerns. The main concern is the threat of missile attacks (3). Key informants from one settlement have also reported exposure to armed violence and shelling as one of the main concerns.
- **Critical infrastructure damage:** The key informants from the assessed settlements did not report any critical infrastructure damage (not including civilian housing) in or around the settlement in the past 14 days prior to the survey.
- **Vulnerable groups:** Key informants in one settlement only emphasized the vulnerability of returnees as they have been observed to be less able to meet their everyday needs.

³⁴ Bochechky, Duboviazivka, Konotop, Nova Sloboda, Popivka

- **Severity of needs:** In the perception of interviewees in 4 settlements thought that the needs in the settlement were limited or had no need. However, in one settlement the needs are moderate and have worsened compared to one month prior to the survey. Nevertheless, key informants from 3 settlements cited that the needs in the settlement are fuel for heating, and in 2 settlements food and livelihood/employment support.
- **Current aid actors in the areas:** Three settlements have no active aid providers, while according to key informants in 2 settlements said that the most active aid providers national and international aid organizations.
- **Preferred modality of assistance:** According to key informants, the main preferred modality across all assessed settlements is multipurpose cash assistance. Also, in-kind support (2), services (1) and voucher-based assistance (1) are some preferred modalities by the people, according to key informants.
- **Reliable method of aid delivery:** Key informants from 2 settlements only responded to the questions and believed that the most reliable way to deliver aid into their settlements is by road.
- **Heating:** The main and most common source of energy that most people use for heating during winter in the assessed settlements in Konotopskyi is wood (4). Some settlements also use gas (3) and/or central heating (1).



Priority concerns:

The main concerns in Konotopskyi Raion in the surveyed settlements are:

- Safety concerns were cited by key informants in 3 out of 5 settlements.
- Disruption to telecommunications was emphasized as a main concern by key informants from 2 settlements, whereby one settlement has already been facing power cuts every few days and disruption to the internet for a few hours within 14 days prior to the survey.
- Access to medicine is a concern in 2 settlements due to lack of pharmacies in the settlements.

Main Access Issues: According to key informants, there are no access issues in the assessed settlements in Konotopskyi Raion.

	5 settlements surveyed in Konotopskyi Raion					
	The situation is under control	The situation is concerning /requires monitoring	A few people are unable to access	Some people are unable to access	Many people are unable to access	Most people are unable to access
Access to safe and adequate housing	5	-	-	-	-	-
Access to sufficient food	5	-	-	-	-	-
Access to markets to purchase goods	5	-	-	-	-	-
Accessing water	5	-	-	-	-	-
Accessing improved sanitation facilities	5	-	-	-	-	-
Accessing healthcare services	5	-	-	-	-	-

JMMI Data

Customers interviewed: 5, Retailers interviewed: 3.

Barriers to access markets and goods: According to a JMMI customer survey, war and its related developments have some impact on the ability to access usual stores and marketplaces within a month period prior to the survey. Of 5 interviewed customers, 2 said that air alerts have affected their ability to access usual stores or markets in the given timeframe. This aligns with the findings of the HSM assessment that also emphasised threats of missile attacks as one of the main safety concerns in some (3 of 5) settlements.

Similar to war related developments, financial factors also have some impact on people's ability to buy goods. Of the 5 interviewed customers, 3 said that the price increases have affected them, while 2 of these 3 also added that expensive fuel adds to the barriers in their ability to buy goods. The situation in HSM assessed settlements seems similar. Even though all 5 assessed settlements would prefer multipurpose cash support as aid, financial resources/livelihood support was not priority enough to be cited as one of the main needs.

The JMMI data does not indicate any concerns regarding accessing items in key categories such as goods, hygiene items, vehicle and heating fuel, warm clothes and medicine. According to interviewed customers, all categories are available in all assessed hromadas. While the HSM assessment did also not indicate any access issues in assessed settlements, then access to medicine was listed as one of the main concerns in 2 out of 5 settlements.

Median prices: The JMMI retailer survey looked into the price ranges in key food and hygiene items.³⁵ While there were not enough data points to identify raion level price variations, when compared to the median prices on macro region level, then the prices in Konotopskyi are about 3.5 UAH higher, driven by the price of buckwheat (+10.5 UAH) that costs about 51.25 UAH and chicken legs for the price of 124.90 UAH (+ 11.31UAH) in Konotopskyi.

Access to financial services: According to JMMI customer survey, all assessed financial service providers - bank, ATMs and Ukrposhta - are available in all of the assessed communities in Konotopskyi. In the HSM survey people in 1 out of 5 assessed settlements listed access to financial services as one of their main concerns.

BARRIERS TO ACCESS MARKETS AND GOODS

How have the war and its related developments affected your ability to access your usual store or marketplace this month?

No Impact	Movement Restrictions	Fighting/ Shelling	Buildings Damaged	Road Damaged	Lack of Transport	Feel Unsafe	Power Outages	Air Alert	Other	No Answer
3	0	0	0	0	0	0	0	2	0	0

Do any of these financial factors affect your ability to buy goods from your usual stores and marketplaces this month?

Not Affected	Not Available	Not Affordable	Not Enough Cash	Public Transport	Expensive Fuel	Prices Increased	Other	No Answer
2	0	0	0	0	2	3	0	0

³⁵ Eggs, Bread, Milk, Sunflower Oil, Buckwheat, Chicken Legs, Drinking Water, Body Soap, Sanitary Pads, Toothpaste

ITEM AVAILABILITY

For each of these five categories of items, please indicate their current level of availability in shops and marketplaces in your hromada:

ITEM	Available	Limited	On Order	Not available	DK
FOOD	5	0	n/a	n/a	n/a
HYGIENE ITEMS	5	0	0	n/a	n/a
VEHICLE FUEL	5	0	0	0	0
HEATING FUEL	5	0	0	0	0
WARM CLOTHES	5	0	0	0	0
MEDICINE	5	0	0	0	0

ACCESS TO FINANCIAL SERVICES

Are bank branches currently available and functioning in your community?

Are ATMs currently available and functioning in your community?

Are Ukrposhta financial services available in your community (home delivery of cash transfers, pensions, allowances, etc.)?

	Available	Available, but unable to provide	Available, but not during air alert	Available, but not during power outage	Only mobile	Not available	Other (1)	Other (2)	No answer
Bank	5	0	0	0	0	0	0	n/a	0
ATM	5	0	0	0	n/a	0	0	0	0
Poshta	5	n/a	0	0	0	0	0	n/a	0

CORA Data

Konotopska Hromada

- Returns estimated at 21 – 40%.
- All utilities disruption, Education and Health rated Low.
- Residential destruction impact rated Medium with Medium level of reconstruction.
- Mine/UXO presence rated Low, no demining activities specified.
- Military presence is rated Low, impact of long-range attacks rated Low.
- The impact of community tension is rated Low.

Okhtyrskiy Raion

RAION: Okhtyrskiy in Sumska Oblast



Overview:

TOTAL POPULATION	INTERNALLY DISPLACED	RETURNEES	NON-DISPLACED
94,860	8,167	9,885	76,808
	9%	10%	81%

Source: OCHA, UKR 2024 HNO Affected Population Estimate (21/09/2023).

Summary

Datasets available: HSM, ACLED, JMMI, CORA

Exposure to the conflict in the raion is rated as Low (0.06) based on ACLED data with 63 conflict events during Oct/Sept 2023 consisting predominantly of shelling/artillery/missile attacks. This relatively low number of attacks compared to other raions assessed was also reflected in CORA data from two hromadas where the impact of long-range attacks rated Low. CORA findings indicated that the Mine/UXO presence was rated high in Trostianetska Hromada, but low in Okhtyrska Hromada. It would be interesting to investigate if this is due to differences between urban and rural settings.

The severity of needs across the raion was low (0.11), with Kis reporting perceived moderate needs in 4 of 9 assessed settlements. Provision of food and medicine were the priority needs identified. Access to goods and services remained good, although access to safe housing was flagged as concerning /requires monitoring in a third of the settlements. All settlements indicated multipurpose cash assistance as one of the preferred aid modalities

Air alerts were the only direct conflict-related barrier to accessing markets and goods according to JMMI data with all items listed as available. However, all respondents also indicated that price increases have negatively impacted access to goods, with expensive fuel also cited as a barrier. Financial services were also reported to be fully available. CORA data corroborates this with Health and Education services along with all utilities all experiencing low levels of disruption.

HSM Data

9 settlements surveyed in HSM³⁶

- **Main security concerns:** While the concerns are low, the one main safety and security concern in the last 14 days prior to the survey was the threat of missile attacks cited across 4 settlements. Exposure to armed violence and shelling (1) and lack of bomb shelters were listed as main concerns too.
- **Critical infrastructure damage:** According to key informants, industrial facilities (1) and power station facilities and/or electricity supply network (1) were damaged (not including civilian housing) in or around the settlements in the past 14 days prior to the survey.
- **Vulnerable groups:** Key informants across most settlements did not identify any specific vulnerability groups that were less able to meet their everyday needs. However, in 2 settlements people who have been directly harmed by the current violence have been observed to be less able to meet their everyday needs.

³⁶ Boromlia, Velyka Pysarivka, Hrun, Kyrykivka, Komyshi, Okhtyrka, Chernechchyna, Chupakhivka, Oleshnia

- **Severity of needs:** In the perception of interviewed key informants in 4 settlements the level of needs in the settlement in the last 14 days has been moderate for provision of medicine (2) and food (2). The level of needs in all assessed villages has not changed compared to a month earlier prior to the survey.
- **Current aid actors in the areas:** While according to key informants in 1 settlement there are no active aid providers, key informants in other 7 settlements listed national and international aid organizations as most actively supporting the settlement. Local authorities were also listed in 3 settlements, and religious institutions in 2.
- **Preferred modality of assistance:** All assessed settlements prefer multipurpose cash assistance. Five settlements also prefer in kind support. Services (3) and voucher-based assistance (2) were also cited, but less commonly.
- **Reliable method of aid delivery:** In 4 settlements the most reliable way to deliver aid is by road. Key informants from other settlements did not respond to this question.
- **Heating:** In Okhtyrskiyi all 9 assessed settlements report wood as the main sources of energy for heating in the winter. Gas is being used in 7 settlements.



Priority concerns:

The main concerns in Okhtyrskiyi Raion among the surveyed settlements are:

- Access to medicine was cited across 5 settlements mainly due to lack of medicines available (2) and lack of pharmacies in the settlements (2).
- Disruption to utilities is a concern in 5 settlements as 4 settlements have been facing power cuts every few days in the past 14 days prior to the survey.
- Safety and security concerns were cited by key informants from 5 settlements as one of the main concerns in the 14-day period prior to the survey.

Other, less common concerns include disruption to telecommunications (3), access to financial services (2) and access to housing (2).

Main Access Issues: According to the interviewed key informants while there are no access issues in the 9 assessed settlements in Okhtyrskiyi Raion, the situation of accessing safe and adequate housing particularly, but also in regard to people accessing sufficient food and healthcare services is concerning and requires monitoring.

	9 settlements surveyed in Okhtyrskiyi Raion					
	The situation is under control	The situation is concerning /requires monitoring	A few people are unable to access	Some people are unable to access	Many people are unable to access	Most people are unable to access
Access to safe and adequate housing	6	3	-	-	-	-
Access to sufficient food	8	1	-	-	-	-
Access to markets to purchase goods	9	-	-	-	-	-
Accessing water	9	-	-	-	-	-
Accessing improved sanitation facilities	9	-	-	-	-	-
Accessing healthcare services	8	1	-	-	-	-

JMMI Data

Customers interviewed: 5, Retailers interviewed: 3.

Barriers to access markets and goods: According to a JMMI customer survey, war and its related developments have some impact on the ability to access usual stores and marketplaces within a month period prior to the survey. Of 5 interviewed customers, 3 said that air alerts have affected their ability to access usual stores or markets in the given timeframe. This generally aligns with the findings of the HSM assessment that showed that while specific safety concerns are low, the one main safety and security concern in the last 14 days prior to the survey was the threat of missile attacks cited across 4 settlements (of 9).

While not all interviewed customers in the JMMI survey cited the impact of war developments in the ability to access stores and markets, all 5 customers did admit to having their ability to buy goods to be affected by increased prices. Two customers also added expensive fuel as one of the factors affecting their ability to buy goods. The HSM assessed settlements are also affected by financial factors, however, to a lesser extent. Only 1 out of 9 assessed settlements needs livelihood support/financial resources, even though if aid was provided, then the most preferred modality in all settlements would still be multipurpose cash assistance. However, key informants in some settlements indicated the needs for food assistance (2) and provision of medicines (2), suggesting that there might be some supply issues in these settlements.

The JMMI data does not indicate any concerns in regard to availability of items in key categories such as goods, hygiene items, vehicle and heating fuel, warm clothes and medicine. According to interviewed customers, all categories are available in all assessed hromadas.

Median prices: JMMI retailer survey looked into the price ranges in key food and hygiene items.³⁷ While there were not enough data points to identify raion level price variations, when compared to the median prices on macro region level, then the prices in Okhtyrskiyi are about 4.6 UAH higher, driven by the price of chicken legs (+19.01UAH) and buckwheat (+12.50 UAH) that cost 132.60 UAH and 53.25 UAH respectively.

Access to financial services: According to JMMI customer survey, all assessed financial service providers - bank, ATMs and Ukrposhta - are available in all of the assessed communities in Okhtyrskiyi. However, the access to financial services is slightly more challenging in the HSM assessed settlements where key informants from 2 out of 9 settlements listed access to financial services as one of the main concerns.

BARRIERS TO ACCESS MARKETS AND GOODS

How have the war and its related developments affected your ability to access your usual store or marketplace this month?

No Impact	Movement Restrictions	Fighting/Shelling	Buildings Damaged	Road Damaged	Lack of Transport	Feel Unsafe	Power Outages	Air Alert	Other	No Answer
2	0	0	0	0	0	0	0	3	0	0

Do any of these financial factors affect your ability to buy goods from your usual stores and marketplaces this month?

Not Affected	Not Available	Not Affordable	Not Enough Cash	Public Transport	Expensive Fuel	Prices Increased	Other	No Answer
0	0	0	0	0	2	5	0	0

³⁷ Eggs, Bread, Milk, Sunflower Oil, Buckwheat, Chicken Legs, Drinking Water, Body Soap, Sanitary Pads, Toothpaste

ITEM AVAILABILITY

For each of these five categories of items, please indicate their current level of availability in shops and marketplaces in your hromada:

ITEM	Available	Limited	On Order	Not available	DK
FOOD	5	0	n/a	n/a	n/a
HYGIENE ITEMS	5	0	0	n/a	n/a
VEHICLE FUEL	5	0	0	0	0
HEATING FUEL	5	0	0	0	0
WARM CLOTHES	5	0	0	0	0
MEDICINE	5	0	0	0	0

ACCESS TO FINANCIAL SERVICES

Are bank branches currently available and functioning in your community?

Are ATMs currently available and functioning in your community?

Are Ukrposhta financial services available in your community (home delivery of cash transfers, pensions, allowances, etc.)?

	Available	Available, but unable to provide	Available, but not during air alert	Available, but not during power outage	Only mobile	Not available	Other (1)	Other (2)	No answer
Bank	5	0	0	0	0	0	0	n/a	0
ATM	5	0	0	0	n/a	0	0	0	0
Poshta	5	n/a	0	0	0	0	0	n/a	0

CORA Data

Okhtyrська Hromada

- Returns estimated at 61 – 80%.
- All utilities, Education and Health disruption rated Low.
- Residential destruction impact rated Medium with Low level of reconstruction.
- Mine/UXO presence rated Low, no mention of demining activities.
- Military presence is rated Medium, impact of long-range attacks rated Low.
- The impact of community tension is rated Medium.

Trostianetska Hromada

- Returns estimated at 41 – 60%.
- All utilities, Education and Health disruption rated Low.
- Residential destruction impact rated Medium with low level of reconstruction.
- Mine/UXO presence rated High, with widespread demining taking place.
- Military presence is rated Medium, impact of long-range attacks rated Low.
- The impact of community tension is rated Low.

Shostkynskiy Raion

RAION: Shostkynskiy in Sumska Oblast



Overview:

TOTAL POPULATION	INTERNALLY DISPLACED	RETURNEES	NON-DISPLACED
137,134	12,517	17,178	107,439
	9%	13%	78%

Source: OCHA, UKR 2024 HNO Affected Population Estimate (21/09/2023).

Summary

Datasets available: HSM, ACLED, CORA

Exposure to the conflict in the raion is rated as Low (0.19) based on ACLED data with 186 conflict events during Oct/Sept 2023 consisting predominantly of shelling/artillery/missile attacks. HSM KIs indicated the threat of missile attacks followed by exposure to armed violence and shelling as the main security concerns. CORA data indicated the impact of impact of long-range attacks and the presence of mines in Shostkynska Hromada as low indicating there are some areas less impacted by the conflict.

Severity of needs across the raion was low (0.09), with just over half the settlements surveyed indicating limited or no needs. The most common needs that were highlighted included livelihood/employment support, repair of inadequate/damaged housing and food with multipurpose cash identified as preferred response modality.

HSM data indicated good access to goods and services across all settlements with minimal reports of any recent attacks on non-residential infrastructure. This is somewhat contradicted by data from CORA with Shostkynska Hromada identifying high levels of disruption to water supplies and medium level disruption to electricity supplies. Possible explanations could be that Shostkynska is an outlier not covered by the HSM, or that respondents are normalizing regular disruptions to utilities.

HSM Data

8 settlements surveyed in HSM ³⁸

- **Main security concerns:** Main safety and security concerns in the last 14 days prior to the survey in 5 settlements were the threat of missile attacks, followed by exposure to armed violence and shelling in 4 settlements. Key informants in 1 settlement also raised concerns over the presence of landmines/UXO and lack of bomb shelters.
- **Critical infrastructure damage:** The assessed settlements did not report any critical infrastructure damage (not including civilian housing) in or around the settlements in the past 14 days prior to the survey, except in one settlement where damage was inflicted on schools/education facilities.
- **Vulnerable groups:** Key informants across most (6) settlements did not identify any specific vulnerability groups, except in 2 settlements where people who have been directly harmed by the current violence were observed to be less able to meet their everyday needs. Returnees (1) and IDPs (1) were identified as vulnerable groups too.
- **Severity of needs:** In the perception of interviewed key informants in 3 settlements the level of needs in the settlement in the last 14 days has been moderate, while other 5 settlements have

³⁸ Bereza, Hlukhiv, Esman, Znob-Novhorodske, Svesa, Shalyhyne, Shostka, Yampil

limited or no needs. The main needs are about livelihood/employment support (4), repair of inadequate/damaged housing (3) and food (2). In 7 settlements the situation of needs has improved in the past one month prior to the survey, and in other 7 settlements it has remained the same.

- **Current aid actors in the areas:** In Shostkynskiyi key informants in all 8 settlements cited international and national aid organizations as the most active providers of aid, followed by local authorities in 4 settlements, in 2 settlements local volunteer groups and religious institutions (2).
- **Preferred method for aid delivery:** The most reliable means to deliver humanitarian assistance in the settlements in Shostkynskiyi is by road (cited by 3 settlements).
- **Preferred modality of assistance:** According to key informants, the main preferred modality of assistance for the majority of households in all assessed the settlements is multipurpose cash assistance. Four settlements would also prefer in-kind support.
- **Reliable method of aid delivery:** The most reliable method of aid delivery in 3 settlements is by road, and in 1 settlement by train.
- **Heating:** In Shostkynskiyi, all 8 assessed settlements rely on wood as the main source of energy for heating in the winter. Alternatively, 5 settlements also use gas.



Priority concerns:

The main concerns in Shostkynskiyi Raion among the 8 surveyed settlements are:

- Safety concerns were cited in 7 out of 8 settlements mainly due to the threat of missile attacks and exposure to violence and shelling.
- Disruption to utilities is a concern in 4 settlements, whereby 1 settlement has been facing daily issues with phone networks, and 2 other settlements have been facing the same issue every few days in the 14-day period prior to the survey.
- Access to financial services cited in 4 settlements where most people in the settlement did reportedly not have access to cash, ATM and banking services due to lack of functional financial institutions in the last 14 days prior to the survey.

Other, less common concerns in the assessed settlements are disruption to telecommunications (2) and access to medicine (1)

Main Access Issues: According to key informants, there are no access issues in the assessed settlements in Shostkynskiyi Raion.

	8 settlements surveyed in Shostkynskiy Raion					
	The situation is under control	The situation is concerning /requires monitoring	A few people are unable to access	Some people are unable to access	Many people are unable to access	Most people are unable to access
Access to safe and adequate housing	8	-	-	-	-	-
Access to sufficient food	8	-	-	-	-	-
Access to markets to purchase goods	8	-	-	-	-	-
Accessing water	8	-	-	-	-	-
Accessing improved sanitation facilities	8	-	-	-	-	-
Accessing healthcare services	8	-	-	-	-	-

CORA Data

Shostkynska Hromada

- Returns estimated at 21 – 40%.
- Disruption to water supply is rated High, disruption to electricity is rated Medium. Other utilities, Education and Health disruption rated Low.
- Residential destruction impact rated Medium with Low level of reconstruction.
- Mine/UXO presence rated Low, with no mention of demining activities.
- Military presence is rated Low, impact of long-range attacks rated Low.
- The impact of community tension is rated Medium.

Sumskiy Raion

RAION: Sumskiy in Sumaska Oblast



Overview:

TOTAL POPULATION	INTERNALLY DISPLACED	RETURNEES	NON-DISPLACED
394,827	35,912	48,946	309,969
	9%	12%	79%

Source: OCHA, UKR 2024 HNO Affected Population Estimate (21/09/2023).

Summary

Datasets available: HSM, ACLED, JMMI, CORA

Exposure to the conflict in the raion is rated as Medium (0.28) based on ACLED data with 277 conflict events during Oct/Sept 2023 consisting predominantly of shelling/artillery/missile attacks. In line with this, CORA data from Sumaska Hromada rated the impact of long-range attacks as high. In addition, Mine/UXO presence was rated high although some demining activities are taking place.

Severity of needs across the raion was low (0.11), with some settlements indicating moderate needs. NFIs, the provision of medicines and repair of inadequate/damaged housing were the most common priority needs identified. The preferred modality of assistance was multipurpose cash.

The HSM indicated that access to goods and services was under control across almost all settlements with the conflict related barrier identified by JMMI customers being air alerts. JMMI customers reported that almost all goods were available. Only 2 of the 10 JMMI customers interviewed stated that finance had not impacted on their access to goods. The most common financial barriers cited were increased prices, followed by items that were not affordable, issues with public transport and the cost of fuel. CORA data likewise indicated low disruption to education and health services and all utilities.

HSM Data

14 settlements surveyed in HSM ³⁹

- **Main security concerns:** Main safety and security concerns in the last 14 days prior to the survey in 10 settlements were the threat of missile attacks, followed by exposure to armed violence and shelling (4). Three settlements had no main safety concerns, according to key informants.
- **Critical infrastructure damage:** The assessed settlements did not report any critical infrastructure damage (not including civilian housing) in or around the settlements in the past 14 days prior to the survey.
- **Vulnerable groups:** Key informants across most (13) settlements did not identify any specific vulnerability groups, except in one settlement where IDPs and people who have been directly harmed by the current violence were observed to be less able to meet their everyday needs.
- **Severity of needs:** The level of needs has remained the same in 13 settlements, and worsened in 1 settlement, compared to one month prior to the survey. In the perception of interviewed key informants in 4 settlements the level of needs in the settlements in the last 14 days have been moderate mainly needing NFIs (2), provision of medicine (2) and repair of inadequate/damaged housing (2).
- **Current aid actors in the areas:** In Sumskyi, key informants in 13 settlements cited international and national aid organizations as the most active providers of aid, followed by local authorities (5), local volunteer groups (2) and religious institutions (2).
- **Reliable method for aid delivery:** The most reliable means to deliver humanitarian assistance in the settlements in Sumskyi is by road (cited in 6 settlements) and/or train (2).
- **Preferred modality of assistance:** According to key informants, the main preferred modality of assistance for the majority of households in all assessed settlements is multipurpose cash assistance in 6 settlements.
- **Heating:** Most of the settlements in Sumskyi Raion rely on wood and gas (in 13 settlements each as the main source of energy for heating during wintertime. Two settlements also use electricity.



Priority concerns:

The main concerns in Sumskyi Raion among the surveyed settlements are:

- Safety concerns cited in 11 settlements mainly due to missile attacks and exposure to violence and shelling as listed above.
- Access to financial services was cited across 6 settlements as one of the main concerns mainly due to lack of functional financial institutions (5).
- Disruption to telecommunication is a concern in 5 assessed settlements, whereby 1 settlement has already had phone networks interrupted for a few hours daily, and 3 settlements every few

³⁹ Bezdryk, Verkhnia Syrovatka, Krasnopillia, Lebedyn, Vasylivka, Mykolaivka, Myropillia, Nyzhnia Syrovatka, Richky, Sad, Stepanivka, Sumy, Khotin, Yunakivka

days over the past 14 days prior to the survey. Also, the internet was disrupted for a few hours in 2 settlements and less than an hour in 4 settlements in the 14-day period prior to the survey.

- Disruption to utilities was listed by key informants as one of the main concerns in 5 settlements. Thereby electricity has already been cut in 3 settlements every few days in a 14-day period prior to the survey.

Other less common concerns are access to medicine (3) and access to healthcare services (1).

Main Access Issues: According to key informants, there are no access issues in the assessed settlements in Sumskyi Raion. However, access to safe and adequate housing and access to healthcare services is concerning and requires monitoring in 1 settlement, as shown in the table overleaf.

	14 settlements surveyed in Sumskyi Raion					
	The situation is under control	The situation is concerning /requires monitoring	A few people are unable to access	Some people are unable to access	Many people are unable to access	Most people are unable to access
Access to safe and adequate housing	13	1	-	-	-	-
Access to sufficient food	14	-	-	-	-	-
Access to markets to purchase goods	14	-	-	-	-	-
Accessing water	14	-	-	-	-	-
Accessing improved sanitation facilities	14	-	-	-	-	-
Accessing healthcare services	13	1	-	-	-	-

JMMI Data

Customers interviewed: 10, Retailers interviewed: 6.

Barriers to access markets and goods: According to a JMMI customer survey, war and its related developments have some impact on the ability to access usual stores and marketplaces within a month period prior to the survey. Of 10 interviewed customers, 4 said that air alerts have affected their ability to access usual stores or markets in the given timeframe. This generally aligns with the findings of the HSM assessment that also emphasised threats of missile attacks as one of the main safety concerns in some (10 of 14) settlements.

Similar to war related developments, financial factors also have some impact on people's ability to buy goods. Of the 10 interviewed customers, 8 said that the price increases have affected them, while 2 of these 8 also added that expensive fuel, public transportation and not being able to afford goods add to the barriers in their ability to buy goods. The situation in HSM assessed settlements seems similar. Even though 6 assessed settlements would prefer multipurpose cash support as aid, financial resources/livelihood support was cited as one of the main needs in 1 settlement only. However, as NFIs and food were listed more frequently, the settlements might face availability issues.

The JMMI data does not indicate any concerns regarding availability of items in key categories such as goods, hygiene items, vehicle and heating fuel, warm clothes, and medicine. According to interviewed customers, all categories are available in all assessed hromadas.

Median prices: The JMMI retailer survey investigated the price ranges in key food and hygiene items⁴⁰ and discovered some variations in the prices. Of the assessed items, the biggest differences are in the

⁴⁰ Eggs, Bread, Milk, Sunflower Oil, Buckwheat, Chicken Legs, Drinking Water, Body Soap, Sanitary Pads, Toothpaste

prices of chicken legs that varied by about 12%, with a max price of 134.90 UAH and min. price 120.50 UAH for the same quantity. On average, the prices in Sumskyi are by 4.5 UAH more expensive compared to the same key items on macro region level, with chicken legs and buckwheat driving the prices.

Access to financial services: According to JMMI customer survey, all assessed financial service providers - bank, ATMs and Ukrposhta - are available in all the assessed communities in Sumskyi. However, the access to financial services is more challenging in the HSM assessed settlements where key informants from 6 out of 14 settlements listed access to financial services as one of the main concerns.

BARRIERS TO ACCESS MARKETS AND GOODS

How have the war and its related developments affected your ability to access your usual store or marketplace this month?

No Impact	Movement Restrictions	Fighting/Shelling	Buildings Damaged	Road Damaged	Lack of Transport	Feel Unsafe	Power Outages	Air Alert	Other	No Answer
5	0	0	0	0	0	0	0	4	1	0

Do any of these financial factors affect your ability to buy goods from your usual stores and marketplaces this month?

Not Affected	Not Available	Not Affordable	Not Enough Cash	Public Transport	Expensive Fuel	Prices Increased	Other	No Answer
2	0	2	0	2	2	8	0	0

ITEM AVAILABILITY

For each of these five categories of items, please indicate their current level of availability in shops and marketplaces in your hromada:

ITEM	Available	Limited	On Order	Not available	DK
FOOD	10	0	n/a	n/a	n/a
HYGIENE ITEMS	10	0	0	n/a	n/a
VEHICLE FUEL	10	0	0	0	0
HEATING FUEL	10	0	0	0	0
WARM CLOTHES	10	0	0	0	0
MEDICINE	10	0	0	0	0

ACCESS TO FINANCIAL SERVICES

Are bank branches currently available and functioning in your community?

Are ATMs currently available and functioning in your community?

Are Ukrposhta financial services available in your community (home delivery of cash transfers, pensions, allowances, etc.)?

	Available	Available, but unable to provide	Available, but not during air alert	Available, but not during power outage	Only mobile	Not available	Other (1)	Other (2)	No answer
Bank	10	0	0	0	0	0	0	n/a	0
ATM	10	0	0	0	n/a	0	0	0	0
Poshta	10	n/a	0	0	0	0	0	n/a	0

CORA Data

Sumska Hromada

- Returns estimated at 21 – 40%.
- All utilities, Education and Health disruption rated Low.
- Residential destruction impact rated Medium with Medium level of reconstruction.
- Mine/UXO presence rated High, with some demining taking place.
- Military presence is rated Low, impact of long-range attacks rated High.
- The impact of community tension is rated Low.

Zaporizka

Polohivskyi Raion

RAION: Polohivskyi in Zaporizka Oblast



Overview:

TOTAL POPULATION	INTERNALLY DISPLACED	RETURNEES	NON-DISPLACED
86,710	28,915	14,405	43,390
	33%	17%	50%

Source: OCHA, UKR 2024 HNO Affected Population Estimate (21/09/2023).

Summary

Datasets available: HSM, ACLED

Exposure to the conflict in the raion is rated as Severe (0.93) based on ACLED data with 935 conflict events during Oct/Sept 2023 consisting predominantly of shelling/artillery/missile attacks, armed clashes, and air/drone strikes. (This was by far the greatest number of events recorded in any raion covered by this report outside of Donetsk Oblast). HSM KIs indicated the threat of missile attacks closely followed by exposure to armed violence and shelling as the main security concerns. The severity of needs across the raion was medium (0.40) with KIs in over three settlements reporting high needs and four out of five settlements reported worsening of the needs compared to a month prior to data collection. Financial resources, healthcare, livelihood/employment support and repair of housing were the most cited needs. In-kind assistance was identified as the most preferred modalities in most of the settlements followed by multipurpose cash assistance.

HSM data indicated no major access issues however, the situation is concerning and requires some monitoring regarding accessing water, healthcare services and improved sanitation facilities across most settlements. Recorded attacks on non-residential infrastructure were low (0.02).

HSM Data

5 settlements surveyed in HSM ⁴¹

- **Main security concerns:** Main safety and security concerns in the last 14 days prior to the survey in the 4 of the 5 assessed settlements was threat of missile attacks, followed by and exposure to armed violence and shelling (2).
- **Critical infrastructure damage:** Key informants reported that railway (1) and government buildings (1) suffered damage in the past 14 days prior to the survey.
- **Vulnerable groups:** The vulnerable groups that were observed as less able to meet their everyday needs are returnees in 4 settlements and people who have been directly harmed by the current violence (cited in also in 4 settlements).
- **Severity of needs:** Overall, 2 settlements reported moderate needs in the settlement in the last 14 days, while another 3 reported high needs. Thereby, key informants in 4 settlements reported worsening of the needs compared to a month prior to data collection, while key informants from 1 settlement reported a improving of the situation compared to one month

⁴¹ Vozdvyzhivska, Huliiapilska, Malotokmachanska, Orikhivska, Preobrazhenska

prior to the survey. Thereby the main needs are financial resources (cited across 3 settlements), healthcare (2), livelihood/employment support (2) and repair of housing (2).

- **Current aid actors in the areas:** In the assessed settlements in Polohivskyi Raion the most active aid providers are local authorities (4) and national and international aid organisations (2). Furthermore, according to key informants, local volunteer groups (1) and religious institutions (1) are also active aid providers in some of the settlements.
- **Reliable method for aid delivery:** According to key informants in 2 settlements, delivery by road is the most reliable method of aid delivery. Key informants from 1 settlement said that at the time of data collection, it was impossible/difficult for their settlement to accept international aid.
- **Preferred modality of assistance:** According to key informants, the main preferred modality of assistance for the majority of households in all 5 settlements is in-kind assistance. Key informants from 4 also reported multipurpose cash assistance.
- **Heating:** Most settlements in Polohivskyi are reportedly using mainly gas (4) as the main energy source for heating in the winter. Other key informants did not know what the main source for most of the people was.



Priority concerns:

Besides safety and security concern that was listed by key informants from all 5 assessed settlements as one of the main concerns, the other main concerns in Polohivskyi Raion among the 5 surveyed settlements are:

- Access to medicine that was listed by key informants from all assessed settlements whereby cost of medicine is the main barrier listed by key informants (3).
- Disruption to telecommunications is among the main concerns also in all 5 assessed settlements, whereby 3 settlements have already been facing disruptions in phone networks every few days and 2 settlements few hours every day in the 14-day period and 12 settlements. Also, 4 settlements have had internet disrupted for several hours, and 1 settlement often in the 14-day period prior to data collection.
- Access to healthcare (4) as required services are not available (3) or the cost of the services is too high (1).
- Access to toilets (4) as in 2 settlements toilets are not connected to centralized sewage system, or due to broken toilets (1) or disrupted sludge collection service (1).
- Access to financial services was listed as one of the main concerns in 3 settlements, whereby most key informants did not elaborate on the main barriers, except in 1 settlement where key informants said that people are unable to withdraw enough money from their bank accounts.
- Disruption to utilities is a concern in 3 settlements, while 2 settlements have already been facing disruptions in gas and electricity supply every few days in the period of 14 days prior to data collection.

Other listed concerns were access to food (2), access to information about humanitarian aid (2) and access to non-food items (2).

Main Access Issues: According to key informants in the 5 assessed settlements in Polohivskyi Raion there are no major access issues. However, the table below shows that the situation is concerning and requires some monitoring in regard to accessing water in 3 settlements, accessing improved sanitation facilities in also 3 settlements, and accessing healthcare services in 4 settlements. One settlement is more concerning where a few people are unable to access all the listed services.

	5 settlements surveyed in Polohivskiy Raion					
	The situation is under control	The situation is concerning /requires monitoring	A few people are unable to access	Some people are unable to access	Many people are unable to access	Most people are unable to access
Access to safe and adequate housing	2	2	1	-	-	-
Access to sufficient food	2	2	1	-	-	-
Access to markets to purchase goods	3	1	1	-	-	-
Accessing water	2	3	-	-	-	-
Accessing improved sanitation facilities	0	3	2	-	-	-
Accessing healthcare services	0	4	1	-	-	-

Vasylivskiy Raion

RAION: Vasylivskiy in Zaporizka Oblast



Overview:

TOTAL POPULATION	INTERNALLY DISPLACED	RETURNEES	NON-DISPLACED
106,507	0	0	106,507
	0%	0%	100%

Source: OCHA, UKR 2024 HNO Affected Population Estimate (21/09/2023).

Summary

Datasets available: HSM, ACLED

Exposure to the conflict in the raion is rated as Low (0.18) based on ACLED data with 188 conflict events during Oct/Sept 2023 consisting predominantly of shelling/artillery/missile attacks. HSM KIs indicated the threat of missile attacks as the main security concern in alignment with the ACLED data. The severity of needs across the raion was Low (0.00) with KIs in the assessed settlement only reporting low or limited needs. In-kind assistance was identified as the most preferred modality in the settlement.

HSM data indicated no major access issues with data showing that the situation is under control. Recorded attacks on non-residential infrastructure were low (0.06).

HSM Data

1 settlement surveyed in HSM ⁴²

- **Main security concerns:** Main safety and security concern in the last 14 days prior to the survey in the assessed settlement was threat of missile attacks.
- **Critical infrastructure damage:** Key informants reported damages to healthcare facilities/pharmacies in the past 14 days prior to the survey.
- **Vulnerable groups:** The vulnerable groups that were observed as less able to meet their everyday needs are returnees.

⁴² Stepanohirska

- **Severity of needs:** Overall, the level of needs has been improving over the past one-month period prior to data collection. According to key informants, the assessed settlement has no or limited needs only.
- **Current aid actors in the areas:** According to key informants there are three most active aid providers in the assessed settlement: international and national aid organisations, local authorities and religious institutions.
- **Reliable method for aid delivery:** According to key informants the most reliable method of aid deliver is by road.
- **Preferred modality of assistance:** The main preferred modality of assistance for the majority of households is in-kind assistance.
- **Heating:** The main energy source for heating in the winter for the majority of the people in the assessed settlement is gas.



Priority concerns:

Besides safety and security concern that was listed by key informants in the assessed settlement as one of the main concerns, the other main concerns in Vasylivskiy Raion in the surveyed settlement are:

- Access to medicine that was listed by key informants as one of the main concerns, however, no further details was given on the barriers that people face in accessing medicine.
- Disruption to telecommunications is among the main concerns as the settlement has been facing some internet disruptions (less than an hour) in the 14-day period prior to data collection.

Main Access Issues: According to key informants there are no access issues in the assessed settlement in Vasylivskiy Raion, as shown in the table below.

	1 settlement surveyed in Vasylivskiy Raion					
	The situation is under control	The situation is concerning /requires monitoring	A few people are unable to access	Some people are unable to access	Many people are unable to access	Most people are unable to access
Access to safe and adequate housing	1	-	-	-	-	-
Access to sufficient food	1	-	-	-	-	-
Access to markets to purchase goods	1	-	-	-	-	-
Accessing water	1	-	-	-	-	-
Accessing improved sanitation facilities	1	-	-	-	-	-
Accessing healthcare services	1	-	-	-	-	-

Zaporizkyi Raion

RAION: Zaporizkyi in Zaporizka Oblast



Overview:

TOTAL POPULATION	INTERNALLY DISPLACED	RETURNEES	NON-DISPLACED
604,493	201,583	100,422	302,488
	33%	17%	50%

Source: OCHA, UKR 2024 HNO Affected Population Estimate (21/09/2023).

Summary

Datasets available: HSM, ACLED, JMMI, CORA

Exposure to the conflict in the raion is rated as Low (0.04) based on ACLED data with 48 conflict events during Oct/Sept 2023 consisting predominantly of shelling/artillery/missile attacks. HSM KIs indicated the threat of missile attacks followed by a lack of bomb shelter, social tensions in the community, and exposure to armed violence and shelling. Interestingly CORA data rated impact of long-range attacks as high in Zaporizka hromada indicating the impact of missile attacks. The impact of community tension was also rated Medium in correlation to the HSM data. Indeed, mine or UXO presence was rated low. The severity of needs across the raion was also Low (0.14) with most settlements reporting limited or no needs, however, financial resources and provision of medicine were the most cited needs in most settlements. In-kind assistance was identified as the most preferred modalities in most of the settlements followed by multipurpose cash assistance.

HSM data shows no major access issues however, KIs from 2 settlements reported being unable to access health services. Additionally, the data showed that the situation is concerning and requires some monitoring with regards to accessing improved sanitation facilities, health care services and water across some settlements. Recorded attacks on non-residential infrastructure were low (0.03).

JMMI data indicated that, safety concerns are affecting the people in Zaporizkyi as 13 respondents listed feeling unsafe and 12 respondents listed fighting/shelling as war related factors affecting ability to access stores and marketplaces, in line with the HSM data which found threats of missile attacks as one of the main security concerns in the raion.

HSM Data

14 settlements surveyed in HSM ⁴³

- **Main security concerns:** Main safety and security concerns in the last 14 days prior to the survey in the 7 assessed settlements was threat of missile attacks, followed by lack of bomb shelter (5), social tensions in the community (4) and exposure to armed violence and shelling (3).
- **Critical infrastructure damage:** Key informants reported that in 2 settlement industrial facilities, in 1 settlement government buildings and roads suffered damage in the past 14 days prior to the survey. Key informants from other settlements did not report any significant damage in the given time period.

⁴³ Bilenke, Vilniansk, Zaporizhzhia, Komyshevakh, Kushuhum, Mykhailivka, Mykhailo-Lukasheve, Novomykolaivka, Novooleksandrivka, Petro-Mykhailivka, Stepne, Tavriiske, Ternuvate, Shyroke

- **Vulnerable groups:** The vulnerable groups that were observed as less able to meet their everyday needs are returnees in 6 settlements and people who have been directly harmed by the current violence (cited in 5 settlements).
- **Severity of needs:** Overall, 4 settlements reported moderate needs in the settlement in the last 14 days, while another 2 reported high needs. The remaining 8 settlements have limited or no needs. Half of all the assessed settlements have seen some improvements in the level of needs, while key informants from 1 settlement reported a worsening of the situation compared to one month prior to the survey. Thereby the main needs are financial resources (cited across 5 settlements) and provision of medicine (in 4 settlements).
- **Current aid actors in the areas:** In the assessed settlements in Zaporizkyi Raion the most active aid providers are local authorities (10) and religious institutions (9). Five settlements also have national and international aid organizations. Furthermore, according to key informants, 4 settlements have active local volunteer groups.
- **Reliable method for aid delivery:** The key informants did not give insight into the reliable aid delivery methods. Key informants from 1 settlement only mentioned home delivery to persons with limited mobility.
- **Preferred modality of assistance:** According to key informants, the main preferred modality of assistance for the majority of households in 10 settlements is in-kind assistance. Key informants from 9 also reported multipurpose cash assistance.
- **Heating:** Settlements in Zaporizkyi are reportedly using mainly gas (13) as the main energy source for heating in the winter.



Priority concerns:

Besides safety and security concern that was listed by key informants from all 14 assessed settlements as one of the main concerns, the other main concerns in Zaporizkyi Raion among the 14 surveyed settlements are:

- Access to medicine that was listed by key informants from all assessed settlements whereby cost of medicine is the main barrier listed by key informants (4).
- Disruption to telecommunications is among the main concerns in 12 settlements, whereby 6 settlements have already been facing disruptions in phone networks every few days in the 14-day period and 12 settlements have been facing some internet disruptions.

Other listed concerns were access to toilets (5), psychological support (5), access to healthcare services (5) and access to housing (3).

Main Access Issues: According to key informants in the 14 assessed settlements in Zaporizkyi Raion there are no major access issues. However, the table below shows that some individual settlements have a few people who are able to access adequate and safe housing, markets to purchase food, improved sanitation facilities and/or healthcare services.

	14 settlements surveyed in Zaporizkyi Raion					
	The situation is under control	The situation is concerning /requires monitoring	A few people are unable to access	Some people are unable to access	Many people are unable to access	Most people are unable to access
Access to safe and adequate housing	11	2	1	-	-	-
Access to sufficient food	12	2	-	-	-	-
Access to markets to purchase goods	12	1	1	-	-	-
Accessing water	11	3	-	-	-	-
Accessing improved sanitation facilities	9	4	1	-	-	-
Accessing healthcare services	9	3	2	-	-	-

JMMI Data

Customers interviewed: 26, Retailers interviewed: 15.

Barriers to access markets and goods: According to a JMMI survey, safety concerns are affecting the people in Zaporizkyi as 13 respondents listed feeling unsafe and 12 respondents listed fighting/shelling as war related factors affecting ability to access stores and marketplaces. Overall, 19 out of 26 respondents listed these concerns (including air alerts). The HSM survey confirmed safety concerns as all 14 assessed settlements listed safety and security as one of the main concerns with main concerns being threat of missile attacks (7), lack of bomb shelter (5), social tensions (4) and exposure to armed violence and shelling (3).

The JMMI survey is also emphasising the extent to which financial factors have affected access to goods. Out of 26 respondents, 20 reported that goods were not affordable and/or they did not have enough cash to access goods, which does not include the respondents that listed price increase as one of the financial factors affecting their access to goods. Overall, price and financial resources are a major concern, according to the JMMI survey, which was not as strongly emphasised in the HSM survey, where key informants from 5 out of 14 assessed settlements agreed that one of the main needs for the people in their settlements are financial resources.

JMMI data more or less corroborates HSM in terms of availability of medicines and hygiene items. When only 16 out of 26 interviewees in JMMI survey reported that medicines are available in the shops and marketplaces in their hromadas, key informants in HSM survey from 3 settlements (out of 14) listed provision of medicine as one of the main needs for the people in their settlements. The JMMI survey also highlights that of the assessed items, about 25% of respondents (6) listed hygiene items as only partially available and that heating fuel is the least available item as only 5 interviewees reported it readily available.

Median prices: The JMMI retailer survey investigated the price ranges in key food and hygiene items⁴⁴ and discovered large variations in all the prices. On average, the prices of assessed items varied by 69% with the biggest differences in the prices of toothpaste. The prices varied by about 136%, with a max price of 52.50.90 UAH and min. price 22.28 UAH for the same quantity. Also, body soap and hygiene pads had largely different prices with a variation of 90% and 83% respectively. However, when the average of the prices in Zaporizkyi are compared to the same key items on macro region level there are no differences in large, even if individual items do vary. This suggests that some of the items in the

⁴⁴ Eggs, Bread, Milk, Sunflower Oil, Buckwheat, Chicken Legs, Drinking Water, Body Soap, Sanitary Pads, Toothpaste

assessed categories can be purchased for very low prices, compared to prices on macro region level. The difference in levels of need (limited/no needs compared to high needs in other settlements) could account for some of the price differences, driven by the lack of availability of goods. Price increases as a barrier were also heavily cited.

Access to financial services: Access and availability of financial services was not emphasised as a main concern by the interviewed key informants in the HSM survey. The JMMI survey confirms that even though 11 respondents said that banks are not available in their community, they are available nearby. While Ukrposhta seems to be operational too, there are some issues with accessing ATMs as 18 respondents reported ATMs not being available for various reasons in their community.

BARRIERS TO ACCESS MARKETS AND GOODS (26 customers)

How have the war and its related developments affected your ability to access your usual store or marketplace this month?

No Impact	Movement Restrictions	Fighting/Shelling	Buildings Damaged	Road Damaged	Lack of Transport	Feel Unsafe	Power Outages	Air Alert	Other	No Answer
4	8	12	3	2	9	13	4	1	0	1

Do any of these financial factors affect your ability to buy goods from your usual stores and marketplaces this month?

Not Affected	Not Available	Not Affordable	Not Enough Cash	Public Transport	Expensive Fuel	Prices Increased	Other	No Answer
1	1	17	10	9	4	16	0	1

ITEM AVAILABILITY

For each of these five categories of items, please indicate their current level of availability in shops and marketplaces in your hromada:

ITEM	Available	Limited	On Order	Not available	DK
FOOD	22	4	n/a	n/a	n/a
HYGIENE ITEMS	19	6	0	n/a	n/a
VEHICLE FUEL	18	3	0	0	5
HEATING FUEL	5	5	12	0	4
WARM CLOTHES	13	5	1	5	2
MEDICINE	16	3	3	2	2

ACCESS TO FINANCIAL SERVICES

Are bank branches currently available and functioning in your community?

Are ATMs currently available and functioning in your community?

Are Ukrposhta financial services available in your community (home delivery of cash transfers, pensions, allowances, etc.)?

	Available	Available, but unable to provide	Available, but not during air alert	Available, but not during power outage	Only mobile	Not available	Other (1)	Other (2)	No answer
Bank	6	1	1	1	0	5	No, but nearby (11)	n/a	1
ATM	7	3	0	0	n/a	12	No, lack cash (2)	No, technical issues (2)	0
Poshta	25	n/a	0	1	0	0	0	n/a	0

CORA Data

Zaporizka Hromada

- Returns estimated at 41 – 60%.
- All utilities disruption, Education and Health rated Low.
- Residential destruction impact rated Medium with Medium level of reconstruction.
- Mine/UXO presence rated Low, no level of demining activities stated.
- Military presence is rated Medium, impact of long-range attacks rated High.
- The impact of community tension is rated Medium.

Annexes

ANNEX 1 – JMMI Raion Price Profile

The following raion price profiles are drawn from the JMMI round 19 dataset. The prices were ascertained through interviews with retailers. However, the survey was not designed to be representative at raion level. In fact, in some cases there are only one or two data points per raion as not all retailers surveyed sold all the good listed in the tables. However, it is also important to consider that many people may rely on only a couple of retailers, especially in more rural areas and closer to the front lines where less shops and markets are functional. Therefore, there is still value in comparing the median price of an item with the overall macro region price. This gives an idea of what some households may experience in terms of price differential.

Dnipropetrovska

Dnipropetrovsk/ Kryvorizkyi	Min	Q1	Median	Q3	Max	Range	% Increase Min to Max	% Difference compared to Median at Macro Region	Macro Region Median Price
Eggs	49.20	49.20	49.20	49.20	49.20	-	0%	-0.72	49.93
Bread	16.99	16.99	16.99	16.99	16.99	-	0%	2.38	14.61
Milk	32.59	32.59	32.59	32.59	32.59	-	0%	0.27	32.33
Sunflower Oil	64.80	64.80	64.80	64.80	64.80	-	0%	13.97	50.83
Buckwheat	32.99	32.99	32.99	32.99	32.99	-	0%	-1.41	34.40
Chicken Legs	119.00	119.00	119.00	119.00	119.00	-	0%	16.90	102.10
Drinking Water	16.39	16.39	16.39	16.39	16.39	-	0%	2.62	13.78
Body Soap	10.59	10.59	10.59	10.59	10.59	-	0%	-1.44	12.03
Sanitary Pads	41.99	41.99	41.99	41.99	41.99	-	0%	0.75	41.24
Toothpaste	52.00	52.00	52.00	52.00	52.00	-	0%	17.14	34.86

Dnipropetrovsk/ Nikopolskyi	Min	Q1	Median	Q3	Max	Range	% Increase Min to Max	% Difference compared to Median at Macro Region	Macro Region Median Price
Eggs	58.00	58.00	58.00	58.00	58.00	-	0%	8.08	49.93
Bread	11.73	11.73	11.73	11.73	11.73	-	0%	-2.88	14.61
Milk	39.00	39.00	39.00	39.00	39.00	-	0%	6.68	32.33
Sunflower Oil	45.00	45.00	45.00	45.00	45.00	-	0%	-5.83	50.83
Buckwheat	36.56	36.56	36.56	36.56	36.56	-	0%	2.16	34.40
Chicken Legs	115.00	115.00	115.00	115.00	115.00	-	0%	12.90	102.10
Drinking Water	13.50	13.50	13.50	13.50	13.50	-	0%	-0.28	13.78
Body Soap	13.00	13.00	13.00	13.00	13.00	-	0%	0.97	12.03
Sanitary Pads	41.00	41.00	41.00	41.00	41.00	-	0%	-0.24	41.24
Toothpaste	38.10	38.10	38.10	38.10	38.10	-	0%	3.24	34.86

Dnipropetrovsk/ Synelnykivskiyi	Min	Q1	Median	Q3	Max	Range	% Increase Min to Max	% Difference compared to Median at Macro Region	Macro Region Median Price
Eggs	48.00	48.00	48.00	48.00	48.00	-	0%	-1.93	49.93
Bread	16.57	16.57	16.57	16.57	16.57	-	0%	1.95	14.61
Milk	31.80	31.80	31.80	31.80	31.80	-	0%	-0.53	32.33
Sunflower Oil	57.60	57.60	57.60	57.60	57.60	-	0%	6.77	50.83
Buckwheat	35.00	35.00	35.00	35.00	35.00	-	0%	0.60	34.40
Chicken Legs	86.30	86.30	86.30	86.30	86.30	-	0%	-15.80	102.10
Drinking Water	16.90	16.90	16.90	16.90	16.90	-	0%	3.13	13.78
Body Soap	10.07	10.07	10.07	10.07	10.07	-	0%	-1.96	12.03
Sanitary Pads	31.67	31.67	31.67	31.67	31.67	-	0%	-9.57	41.24
Toothpaste	38.55	38.55	38.55	38.55	38.55	-	0%	3.69	34.86

Kharkivska

Kharkiv/ Bohodukhivskiyi	Min	Q1	Median	Q3	Max	Range	% Increase Min to Max	% Difference compared to Median at Macro Region	Macro Region Median Price
Eggs	46.90	46.90	50.45	54.00	54.00	7.10	15%	0.53	49.93
Bread	13.18	13.18	13.88	14.59	14.59	1.41	11%	-0.73	14.61
Milk	27.90	27.90	29.95	32.00	32.00	4.10	15%	-2.38	32.33
Sunflower Oil	42.30	42.30	46.27	50.24	50.24	7.94	19%	-4.56	50.83
Buckwheat	28.13	28.13	34.06	40.00	40.00	11.88	42%	-0.34	34.40
Chicken Legs	87.50	87.50	103.70	119.90	119.90	32.40	37%	1.60	102.10
Drinking Water	12.90	12.90	13.30	13.70	13.70	0.80	6%	-0.48	13.78
Body Soap	9.83	9.83	11.02	12.21	12.21	2.38	24%	-1.01	12.03
Sanitary Pads	31.60	31.60	34.24	36.88	36.88	5.28	17%	-7.00	41.24
Toothpaste	32.20	32.20	33.73	35.25	35.25	3.05	9%	-1.14	34.86

Kharkiv/ Chuhuivskiyi	Min	Q1	Median	Q3	Max	Range	% Increase Min to Max	% Difference compared to Median at Macro Region	Macro Region Median Price
Eggs	46.80	46.80	49.40	52.00	52.00	5.20	11%	-0.52	49.93
Bread	13.75	13.75	14.31	14.88	14.88	1.13	8%	-0.30	14.61
Milk	30.00	30.00	31.55	33.10	33.10	3.10	10%	-0.78	32.33
Sunflower Oil	46.27	46.27	50.78	55.29	55.29	9.02	19%	-0.05	50.83
Buckwheat	32.90	32.90	35.20	37.50	37.50	4.60	14%	0.80	34.40
Chicken Legs	87.90	87.90	106.45	125.00	125.00	37.10	42%	4.35	102.10
Drinking Water	11.93	11.93	11.96	12.00	12.00	0.07	1%	-1.81	13.78
Body Soap	11.79	11.79	11.84	11.89	11.89	0.10	1%	-0.19	12.03
Sanitary Pads	40.00	40.00	41.88	43.75	43.75	3.75	9%	0.64	41.24
Toothpaste	29.40	29.40	32.70	36.00	36.00	6.60	22%	-2.16	34.86

Kharkiv/ Iziumskiy	Min	Q1	Median	Q3	Max	Range	% Increase Min to Max	% Difference compared to Median at Macro Region	Macro Region Median Price
Eggs	46.00	46.00	46.00	46.00	46.00	-	0%	-3.93	49.93
Bread	16.11	16.11	16.11	16.11	16.11	-	0%	1.50	14.61
Milk	33.10	33.10	33.10	33.10	33.10	-	0%	0.77	32.33
Sunflower Oil	53.94	53.94	53.94	53.94	53.94	-	0%	3.11	50.83
Buckwheat	34.30	34.30	34.30	34.30	34.30	-	0%	-0.10	34.40
Chicken Legs	87.90	87.90	87.90	87.90	87.90	-	0%	-14.20	102.10
Drinking Water	15.39	15.39	15.39	15.39	15.39	-	0%	1.61	13.78
Body Soap	8.75	8.75	8.75	8.75	8.75	-	0%	-3.28	12.03
Sanitary Pads	40.00	40.00	40.00	40.00	40.00	-	0%	-1.24	41.24
Toothpaste	24.75	24.75	24.75	24.75	24.75	-	0%	-10.11	34.86

Kharkiv/ Kharkivskiy	Min	Q1	Median	Q3	Max	Range	% Increase Min to Max	% Difference compared to Median at Macro Region	Macro Region Median Price
Eggs	51.50	51.50	51.50	51.50	51.50	-	0%	1.58	49.93
Bread	14.12	14.12	14.12	14.12	14.12	-	0%	-0.50	14.61
Milk	29.00	29.00	29.00	29.00	29.00	-	0%	-3.33	32.33
Sunflower Oil	59.95	59.95	59.95	59.95	59.95	-	0%	9.12	50.83
Buckwheat	34.11	34.11	34.11	34.11	34.11	-	0%	-0.29	34.40
Chicken Legs	107.45	107.45	107.45	107.45	107.45	-	0%	5.35	102.10
Drinking Water	12.75	12.75	12.75	12.75	12.75	-	0%	-1.03	13.78
Body Soap	12.73	12.73	12.73	12.73	12.73	-	0%	0.70	12.03
Sanitary Pads	40.60	40.60	40.60	40.60	40.60	-	0%	-0.64	41.24
Toothpaste	36.00	36.00	36.00	36.00	36.00	-	0%	1.14	34.86

Khersonska

Kherson / Beryslavskiy	Min	Q1	Median	Q3	Max	Range	% Increase Min to Max	% Difference compared to Median at Macro Region	Macro Region Median Price
Eggs	45.00	45.00	45.50	46.00	46.00	1.00	2%	-4.05	49.55
Bread	21.50	21.50	22.25	23.00	23.00	1.50	7%	3.58	18.67
Milk	34.00	34.00	35.00	36.00	36.00	2.00	6%	1.88	33.13
Sunflower Oil	75.00	75.00	79.75	84.50	84.50	9.50	13%	21.46	58.29
Buckwheat	65.00	65.00	67.50	70.00	70.00	5.00	8%	20.38	47.13
Chicken Legs	94.00	94.00	95.00	96.00	96.00	2.00	2%	3.00	92.00
Drinking Water	16.00	16.00	18.00	20.00	20.00	4.00	25%	3.00	15.00
Body Soap	17.50	17.50	18.75	20.00	20.00	2.50	14%	4.20	14.55
Sanitary Pads	40.00	40.00	40.25	40.50	40.50	0.50	1%	1.05	39.20
Toothpaste	31.00	31.00	32.00	33.00	33.00	2.00	6%	-0.75	32.75

Kherson/ Khersonskyi	Min	Q1	Median	Q3	Max	Range	% Increase Min to Max	% Difference compared to Median at Macro Region	Macro Region Median Price
Eggs	40.00	41.45	43.45	45.00	46.00	6.00	15%	-6.10	49.55
Bread	12.81	14.74	18.33	20.00	20.00	7.19	56%	-0.33	18.67
Milk	30.70	31.35	32.50	33.00	33.00	2.30	7%	-0.63	33.13
Sunflower Oil	46.27	47.64	49.91	54.00	57.18	10.91	24%	-8.38	58.29
Buckwheat	34.99	39.50	46.00	50.50	53.00	18.01	51%	-1.13	47.13
Chicken Legs	105.00	107.00	109.50	115.95	121.90	16.90	16%	17.50	92.00
Drinking Water	9.98	13.99	18.00	18.25	18.50	8.53	85%	3.00	15.00
Body Soap	12.43	15.86	19.29	19.82	20.36	7.93	64%	4.74	14.55
Sanitary Pads	32.00	33.50	35.00	35.50	36.00	4.00	12%	-4.20	39.20
Toothpaste	24.90	28.95	33.00	34.00	35.00	10.10	41%	0.25	32.75

Mykolaivska

Mykolaivska/ Mykolaivskyi	Min	Q1	Median	Q3	Max	Range	% Increase Min to Max	% Difference compared to Median at Macro Region	Macro Region Median Price
Eggs	44.99	44.99	49.50	54.00	54.00	9.01	20%	-0.05	49.55
Bread	11.50	11.50	12.62	13.74	13.74	2.24	20%	-6.04	18.67
Milk	31.40	31.40	31.83	32.25	32.25	0.85	3%	-1.30	33.13
Sunflower Oil	42.06	42.06	44.17	46.27	46.27	4.21	10%	-14.12	58.29
Buckwheat	34.99	34.99	41.38	47.78	47.78	12.79	37%	-5.74	47.13
Chicken Legs	96.00	96.00	110.00	124.00	124.00	28.00	29%	18.00	92.00
Drinking Water	13.23	13.23	14.49	15.75	15.75	2.53	19%	-0.51	15.00
Body Soap	12.64	12.64	15.70	18.75	18.75	6.11	48%	1.15	14.55
Sanitary Pads	44.90	44.90	46.58	48.25	48.25	3.35	7%	7.38	39.20
Toothpaste	24.90	24.90	29.70	34.50	34.50	9.60	39%	-3.05	32.75

Sumska

Sumska/ Konotopskyi	Min	Q1	Median	Q3	Max	Range	% Increase Min to Max	% Difference compared to Median at Macro Region	Macro Region Median Price
Eggs	48.00	48.00	48.00	48.00	48.00	-	0%	-1.45	49.45
Bread	15.83	15.83	15.83	15.83	15.83	-	0%	-1.64	17.47
Milk	36.00	36.00	36.00	36.00	36.00	-	0%	3.78	32.22
Sunflower Oil	49.90	49.90	49.90	49.90	49.90	-	0%	0.85	49.05
Buckwheat	51.25	51.25	51.25	51.25	51.25	-	0%	10.50	40.75
Chicken Legs	124.90	124.90	124.90	124.90	124.90	-	0%	11.31	113.59
Drinking Water	19.00	19.00	19.00	19.00	19.00	-	0%	2.16	16.84
Body Soap	14.89	14.89	14.89	14.89	14.89	-	0%	1.58	13.31
Sanitary Pads	43.60	43.60	43.60	43.60	43.60	-	0%	2.71	40.89
Toothpaste	41.90	41.90	41.90	41.90	41.90	-	0%	4.84	37.07

Sumska/ Okhtyrskyi	Min	Q1	Median	Q3	Max	Range	% Increase Min to Max	% Difference compared to Median at Macro Region	Macro Region Median Price
Eggs	49.90	49.90	49.90	49.90	49.90	-	0%	0.45	49.45
Bread	18.64	18.64	18.64	18.64	18.64	-	0%	1.16	17.47
Milk	34.00	34.00	34.00	34.00	34.00	-	0%	1.78	32.22
Sunflower Oil	49.90	49.90	49.90	49.90	49.90	-	0%	0.85	49.05
Buckwheat	53.25	53.25	53.25	53.25	53.25	-	0%	12.50	40.75
Chicken Legs	132.60	132.60	132.60	132.60	132.60	-	0%	19.01	113.59
Drinking Water	18.00	18.00	18.00	18.00	18.00	-	0%	1.16	16.84
Body Soap	14.36	14.36	14.36	14.36	14.36	-	0%	1.04	13.31
Sanitary Pads	38.10	38.10	38.10	38.10	38.10	-	0%	-2.79	40.89
Toothpaste	47.85	47.85	47.85	47.85	47.85	-	0%	10.79	37.07

Sumska/ Sumsyki	Min	Q1	Median	Q3	Max	Range	% Increase Min to Max	% Difference compared to Median at Macro Region	Macro Region Median Price
Eggs	50.80	50.80	51.40	52.00	52.00	1.20	2%	1.95	49.45
Bread	20.83	20.83	21.63	22.43	22.43	1.60	8%	4.16	17.47
Milk	31.50	31.50	31.75	32.00	32.00	0.50	2%	-0.47	32.22
Sunflower Oil	47.70	47.70	48.85	50.00	50.00	2.30	5%	-0.20	49.05
Buckwheat	53.63	53.63	55.50	57.38	57.38	3.75	7%	14.75	40.75
Chicken Legs	120.50	120.50	127.70	134.90	134.90	14.40	12%	14.11	113.59
Drinking Water	18.00	18.00	18.50	19.00	19.00	1.00	6%	1.66	16.84
Body Soap	13.71	13.71	13.77	13.82	13.82	0.11	1%	0.46	13.31
Sanitary Pads	41.20	41.20	42.40	43.60	43.60	2.40	6%	1.51	40.89
Toothpaste	41.85	41.85	43.73	45.60	45.60	3.75	9%	6.66	37.07

Zaporizka

Zaporizka/ Zaporizkyi	Min	Q1	Median	Q3	Max	Range	% Increase Min to Max	% Difference compared to Median at Macro Region	Macro Region Median Price
Eggs	45.90	53.00	55.00	60.00	60.00	14.10	31%	5.08	49.93
Bread	12.40	18.00	18.33	19.00	21.00	8.60	69%	3.72	14.61
Milk	26.90	32.00	32.50	38.00	45.00	18.10	67%	0.17	32.33
Sunflower Oil	42.75	45.51	46.06	52.20	65.25	22.50	53%	-4.77	50.83
Buckwheat	34.07	36.99	37.50	52.50	55.00	20.93	61%	3.10	34.40
Chicken Legs	78.00	85.00	85.00	92.95	114.90	36.90	47%	-17.10	102.10
Drinking Water	11.65	12.90	13.50	15.00	18.00	6.35	55%	-0.28	13.78
Body Soap	9.46	11.79	13.75	14.79	18.00	8.54	90%	1.72	12.03
Sanitary Pads	24.63	37.81	38.00	42.00	45.13	20.50	83%	-3.24	41.24
Toothpaste	22.28	33.13	47.00	51.00	52.50	30.23	136%	12.14	34.86

ANNEX 2 – Sampled Raions per Oblast

Oblast	Raion	Zone A Settlements	Zone B Settlements	Zone C Settlements
Dnipropetrovska	Kryvorizkyi	1	7	
	Nikopolskyi	7	1	
	Synelnykivskyi	1	13	
Donetska	Bakhmutskyi	5		
	Kramatorskyi	11	6	
	Pokrovskyi	10	8	
	Volnovaskyi	3		
Kharkivska	Bohodukhivskyi	2		
	Chuhuivskyi	2	7	
	Iziumskyi	1	6	
	Kharkivskyi	5	1	1
	Kupianskyi	6	1	
Khersonska	Beryslavskyi	7	3	
	Khersonskyi	6		
Mykolaivska	Mykolaivskyi	5	14	
Sumska	Konotopskyi	1	4	
	Okhtyrskyi	3	6	
	Shostkynskyi	7	1	
	Sumskyi	9	5	
Zaporizka	Polohivskyi	5		
	Vasylivskyi	1		
	Zaporizkyi	7	7	

Acknowledgements

The analysis in this report is based primarily on the Humanitarian Situation Monitoring – Round 13 for which the dataset was kindly supplied by IMPACT-REACH. In addition, the JMMI round 19 data was used along with the IOM report: Ukraine — Conditions of Return Assessment Factsheet — Round 5 (September–October 2023). Data from ACLED covering the months of September and October 2023 (in Ukraine) was also integrated into the analysis. Finally, two situational analysis reports provided by REACH covering missions to frontline settlements, along with extracts of conflict events from local and international press (covering 01/02/2023 – 15/10/2023) were also included. Please note that the analysis presented, and conclusions drawn are solely those of Data Friendly Space. Particular thanks to IMPACT/REACH who also provided valuable technical assistance throughout the development of this report.