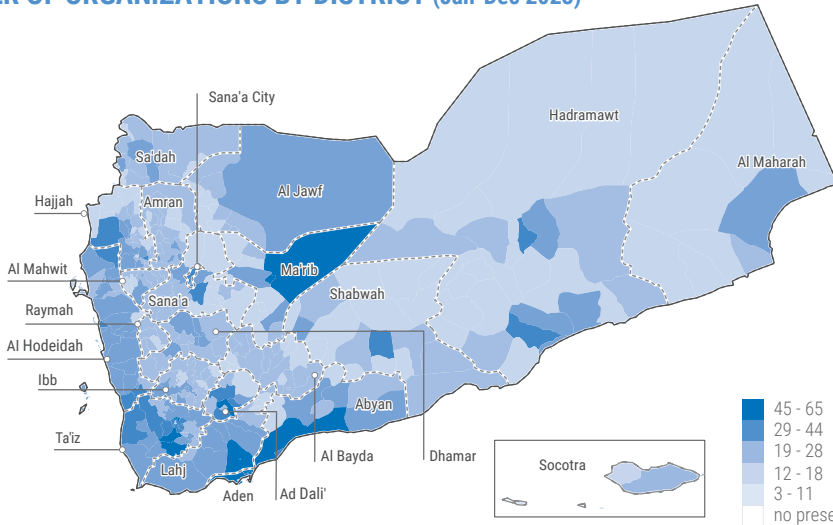


OVERVIEW

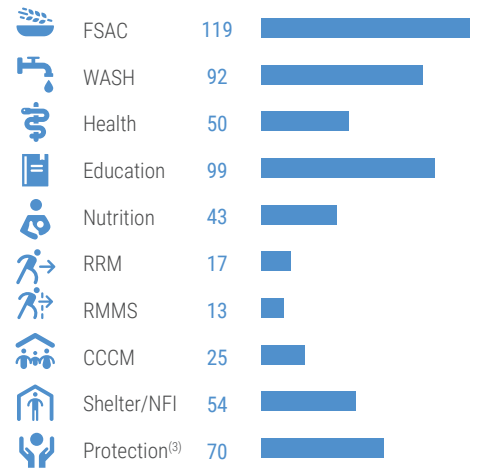
Yemen remains one of the world's largest humanitarian crises, with an estimated **21.6 million** people needing humanitarian assistance or protection in 2023. The humanitarian crisis, primarily driven by continued conflict and an economic collapse, has been exacerbated by critical funding gaps, global inflation, and access challenges. In addition, the global food shortages have worsened the situation, many vulnerable households in Yemen face difficulties in securing food, which prices become unaffordable. By the end of December, the 2023 Humanitarian Response Plan (HRP), that was seeking **US\$4.34 billion** to assist **17.3 million** people, was only **38.3 per cent** funded, forcing aid organizations to reduce or close critical assistance programmes.

Despite challenges, aid agencies continued to provide life-saving assistance. As of 31 December 2023, a total of **229** humanitarian organizations continued to deliver aid to an average of **8.4 million** people per month. While the number of people reached with assistance per cluster remained low, partners continued to provide support to millions of people – an average of **7.5 million** people were reached each month with food assistance, around **1 million** people were provided with water, sanitation and hygiene (WASH) services, over **441,000** people were assisted with healthcare and nearly **535,000** people received nutrition support.

NUMBER OF ORGANIZATIONS BY DISTRICT (Jan-Dec 2023)



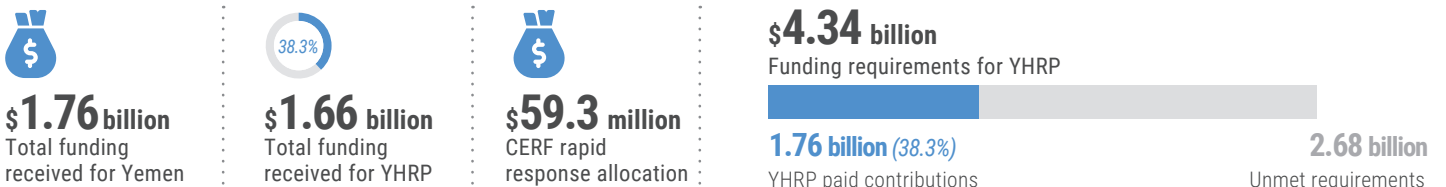
NUMBER OF ORGANIZATIONS BY CLUSTER (Jan-Dec 2023)⁽¹⁾⁽²⁾



MONTHLY REACH BY CLUSTER (Jan-Dec 2023)

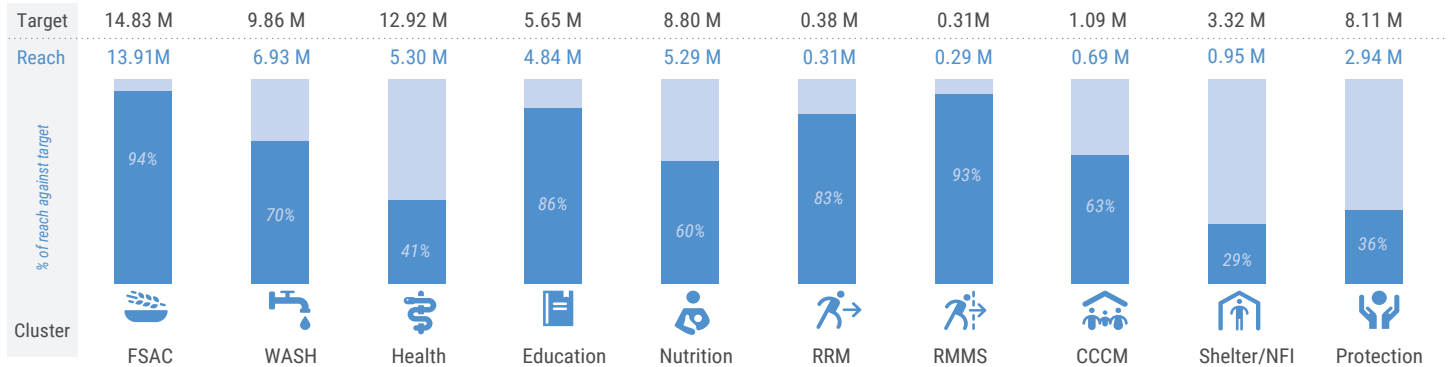
	FSAC	WASH	Health	Education	Nutrition	RRM	RMMS	CCCM	Shelter/NFI	Protection ⁽³⁾	Inter-cluster
JAN	11,652,957	1,067,294	472,102	237,453	297,747	2,765	30,414	696,629	80,418	206,236	12,041,739
FEB	10,597,228	1,226,741	466,859	1,964,711	195,517	8,484	20,901	718,298	77,851	407,911	11,361,619
MAR	7,308,193	868,770	448,307	236,163	430,842	8,687	20,720	742,474	33,318	268,553	7,725,751
APR	10,628,311	625,918	232,535	46,896	407,737	20,034	13,159	717,747	34,198	116,430	10,963,394
MAY	10,721,912	532,952	378,391	69,634	901,614	35,889	25,385	739,500	96,760	260,883	11,070,338
JUN	3,268,234	2,188,194	319,704	26,787	911,117	31,871	23,882	733,557	98,899	235,876	5,856,535
JUL	7,517,350	1,117,326	337,594	41,938	520,737	15,680	16,050	733,528	46,021	216,198	8,654,870
AUG	3,847,992	734,262	445,738	584,464	551,627	38,710	26,835	722,498	90,048	216,081	5,211,462
SEP	5,839,587	748,701	414,948	330,802	558,407	40,159	21,943	657,387	49,112	226,498	6,527,831
OCT	7,336,735	701,907	594,744	400,331	558,742	24,640	30,323	633,587	73,549	249,134	7,811,248
NOV	5,963,129	1,481,329	627,697	510,232	521,075	76,482	23,005	506,067	122,777	275,040	7,246,527
DEC	5,397,216	947,536	558,370	395,046	575,928	9,310	33,687	684,742	144,087	263,326	6,273,550
Cumulative (Jan - Dec 2023)	13,906,815	6,931,991	5,296,989	4,844,457	5,291,825	312,711	286,304	690,510	947,038	2,942,166	48,397,299

YHRP FUNDING STATUS (December 2023)



The boundaries and names shown and the designations used on maps do not imply official endorsement or acceptance by the United Nations. (1) Implementing partners or programme organizations that conducted HRP activities from January to December and reported to clusters. (2) Organizations may be active in multiple clusters. (3) Child Protection, Mine Action and Gender-Based Violence, activities are represented within the Protection Cluster. (4) The inter-cluster reach between January and December 2023 is an average of monthly reach across clusters.

PEOPLE REACHED BY CLUSTER (Jan-Dec 2023)



GAP IN REACH BY CLUSTER (Jan-Dec 2023)

FOOD SECURITY AND AGRICULTURE (FSAC)

94%
PEOPLE REACHED

14.83M
PEOPLE TARGETED

3.65M
MEN

3.75M
WOMEN

3.89M
BOYS

3.73M
GIRLS

119
ORGANIZATIONS

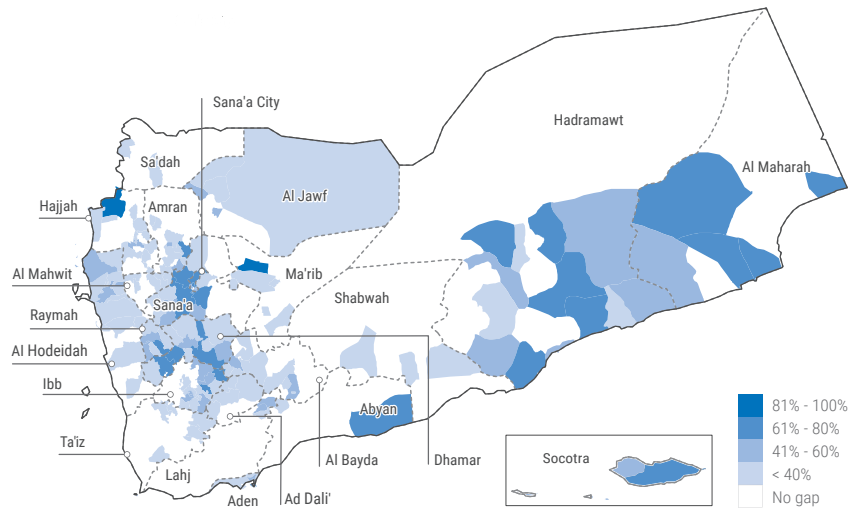
13.91M
PEOPLE REACHED

3.35M
MEN

3.21M
WOMEN

3.74M
BOYS

3.60M
GIRLS



WATER, SANITATION AND HYGIENE (WASH)

70%
PEOPLE REACHED

9.86M
PEOPLE TARGETED

2.39M
MEN

2.40M
WOMEN

2.58M
BOYS

2.49M
GIRLS

92
ORGANIZATIONS

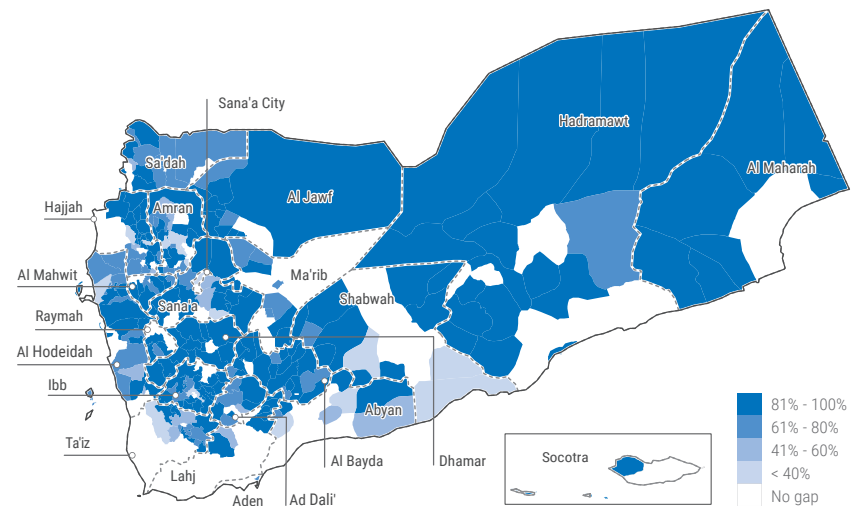
6.93M
PEOPLE REACHED

1.80M
MEN

1.65M
WOMEN

1.78M
BOYS

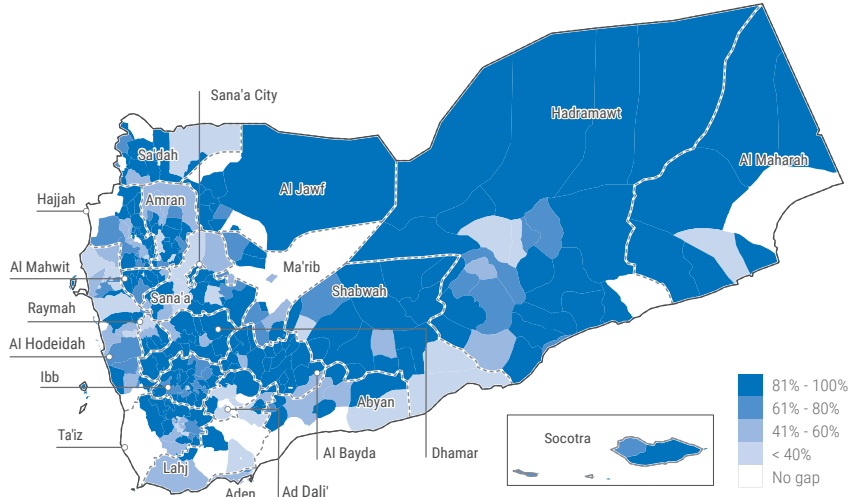
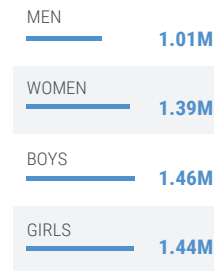
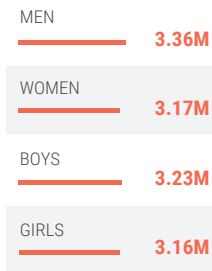

1.70M
GIRLS



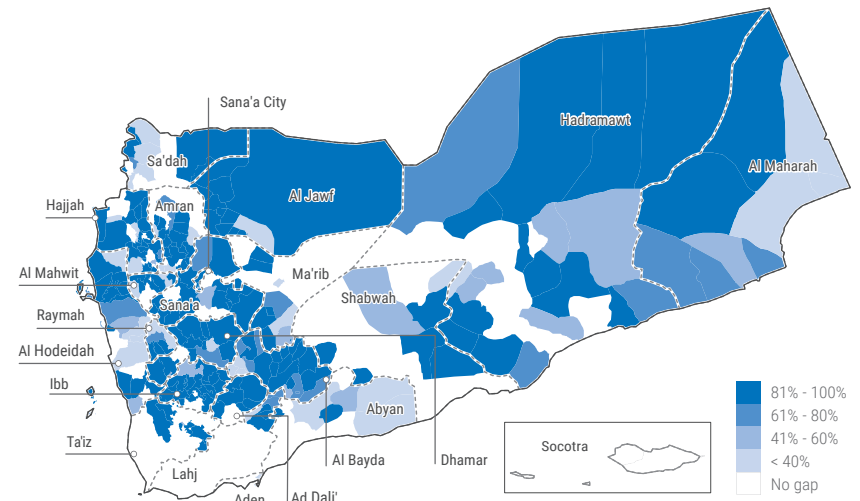
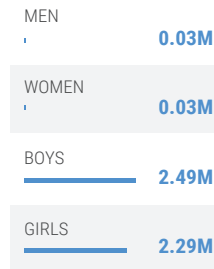
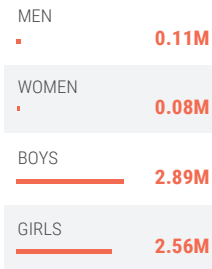

The boundaries and names shown and the designations used on maps do not imply official endorsement or acceptance by the United Nations. Discrepancies between topline figures and breakdowns are due to rounding adjustments.

GAP IN REACH BY CLUSTER (Jan-Dec 2023)

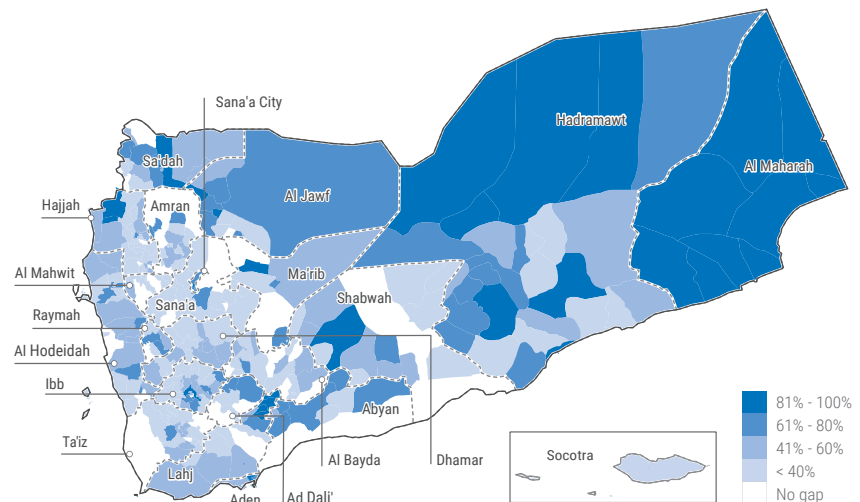
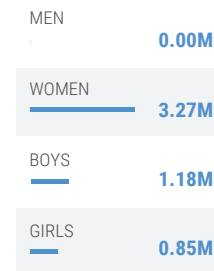
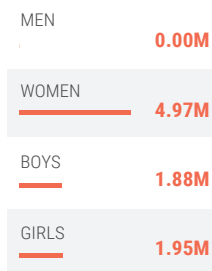

HEALTH



EDUCATION



NUTRITION



GAP IN REACH BY CLUSTER (Jan-Dec 2023)

→ RAPID RESPONSE MECHANISM (RRM)

83%
PEOPLE REACHED

17
ORGANIZATIONS

0.38 M
PEOPLE TARGETED

0.31M
PEOPLE REACHED

MEN 0.10M

MEN 0.08M

WOMEN 0.09M

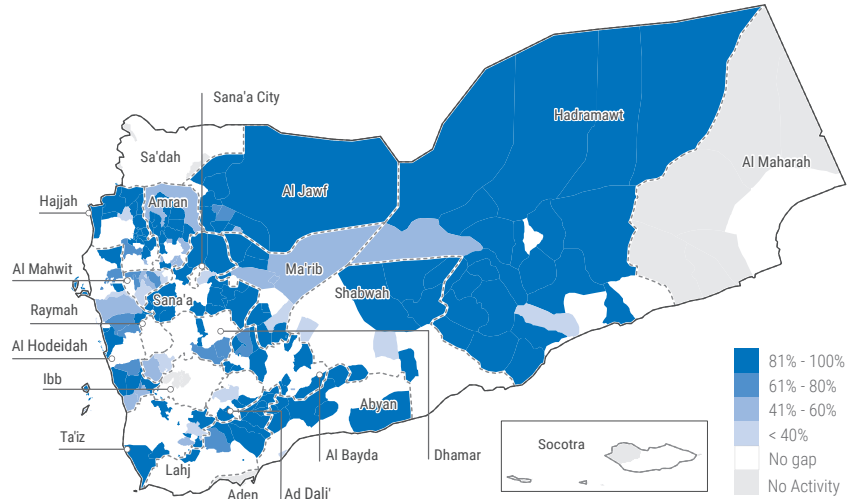
WOMEN 0.08M

BOYS 0.10M

BOYS 0.08M

GIRLS 0.09M

GIRLS 0.07M



→ REFUGEES AND MIGRANTS MULTI-SECTOR (RMMS)

93%
PEOPLE REACHED

13
ORGANIZATIONS

0.31M
PEOPLE TARGETED

0.29M
PEOPLE REACHED

MEN 0.16M

MEN 0.11M

WOMEN 0.08M

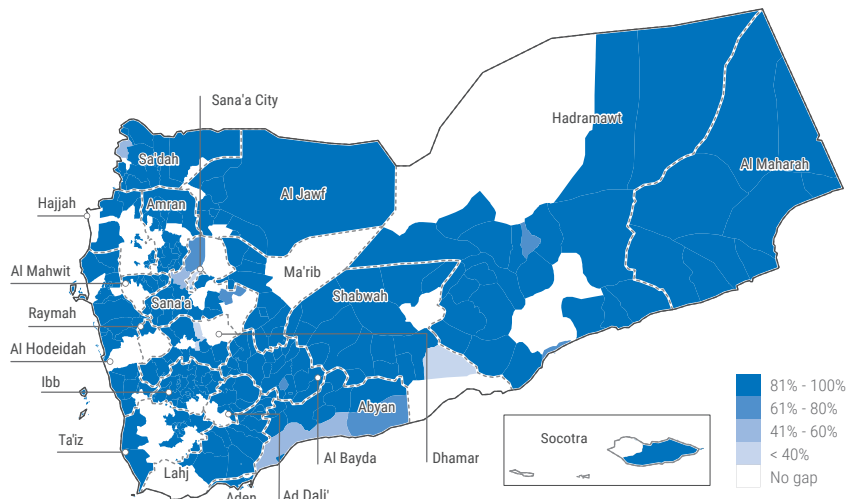
WOMEN 0.09M

BOYS 0.08M

BOYS 0.05M

GIRLS 0.03M

GIRLS 0.04M



→ CAMP COORDINATION AND CAMP MANAGEMENT (CCCM)

63%
PEOPLE REACHED

25
ORGANIZATIONS

1.09 M
PEOPLE TARGETED

0.69M
PEOPLE REACHED

MEN 0.29M

MEN 0.19M

WOMEN 0.27M

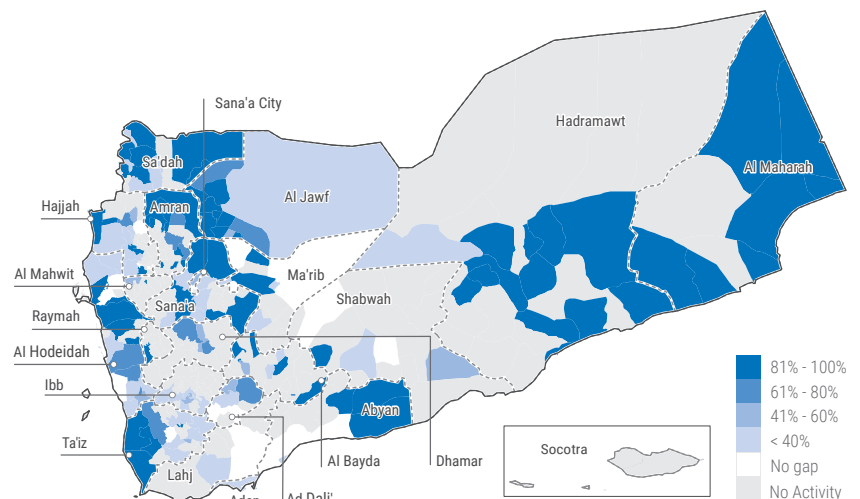
WOMEN 0.17M

BOYS 0.27M

BOYS 0.17M

GIRLS 0.26M

GIRLS 0.16M



The boundaries and names shown and the designations used on maps do not imply official endorsement or acceptance by the United Nations. Discrepancies between topline figures and breakdowns are due to rounding adjustments.

GAP IN REACH BY CLUSTER (Jan-Dec 2023)

SHELTER/NON-FOOD ITEMS (NFI)

29%
PEOPLE REACHED

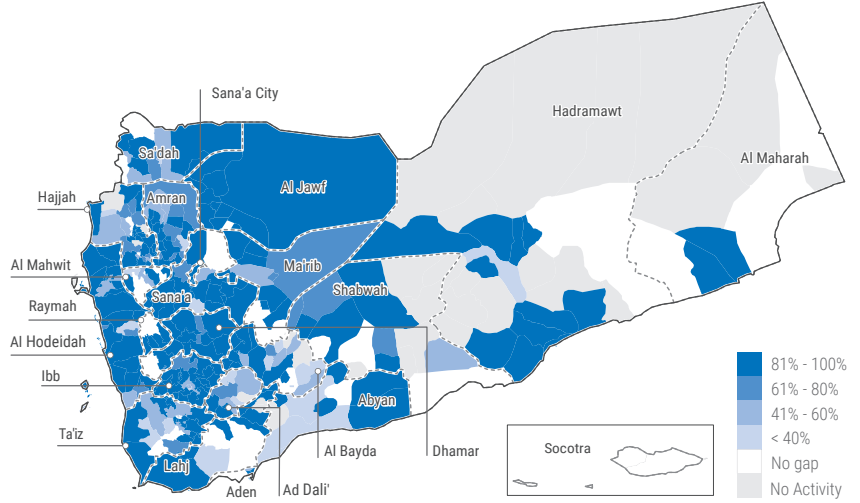
54
ORGANIZATIONS

3.32M
PEOPLE TARGETED

0.95M
PEOPLE REACHED

MEN 0.84M
WOMEN 0.85M
BOYS 0.82M
GIRLS 0.80M

MEN 0.21M
WOMEN 0.23M
BOYS 0.25M
GIRLS 0.25M



PROTECTION

36%
PEOPLE REACHED

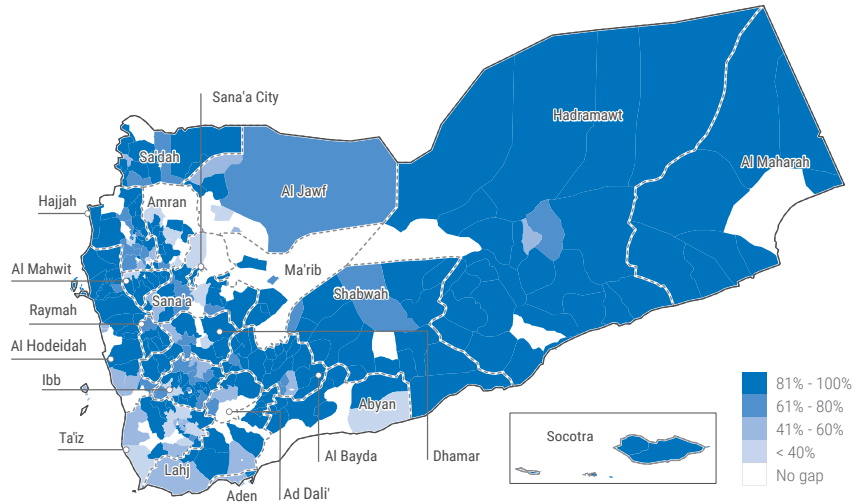
70
ORGANIZATIONS

8.11M
PEOPLE TARGETED

2.94M
PEOPLE REACHED

MEN 1.72M
WOMEN 2.21M
BOYS 1.96M
GIRLS 2.23M

MEN 0.43M
WOMEN 0.95M
BOYS 0.74M
GIRLS 0.82M



CHILD PROTECTION (PROTECTION CLUSTER AOR)

32%
PEOPLE REACHED

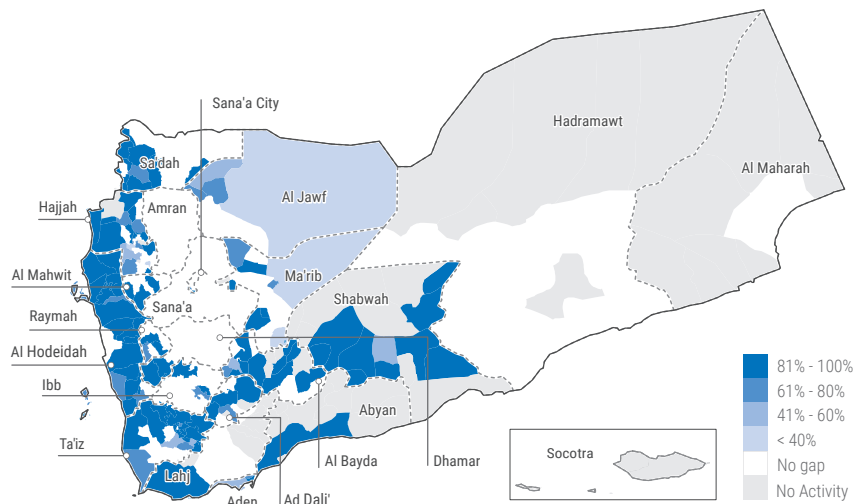
32
ORGANIZATIONS

1.26M
PEOPLE TARGETED

0.41M
PEOPLE REACHED

MEN 0.12M
WOMEN 0.12M
BOYS 0.52M
GIRLS 0.50M

MEN 0.02M
WOMEN 0.04M
BOYS 0.17M
GIRLS 0.17M



The boundaries and names shown and the designations used on maps do not imply official endorsement or acceptance by the United Nations. Discrepancies between topline figures and breakdowns are due to rounding adjustments.

GAP IN REACH BY CLUSTER (Jan-Dec 2023)

♿ GENDER-BASED VIOLENCE (GBV) (PROTECTION CLUSTER AoR)

81%
PEOPLE REACHED

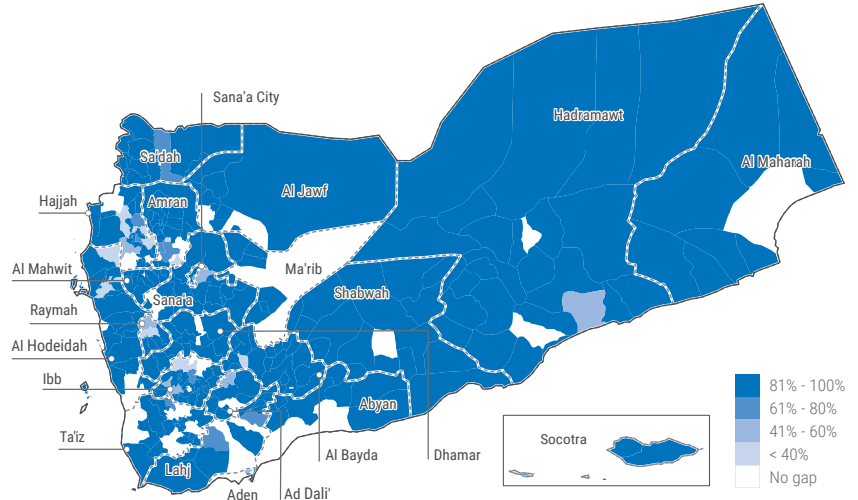
28
ORGANIZATIONS

1.04 M
PEOPLE TARGETED

0.84M
PEOPLE REACHED

MEN 0.06M
WOMEN 0.60M
BOYS 0.03M
GIRLS 0.35M

MEN 0.06M
WOMEN 0.55M
BOYS 0.04M
GIRLS 0.19M



💣 MINE ACTION (PROTECTION CLUSTER AoR)⁽¹⁾

16%
PEOPLE REACHED

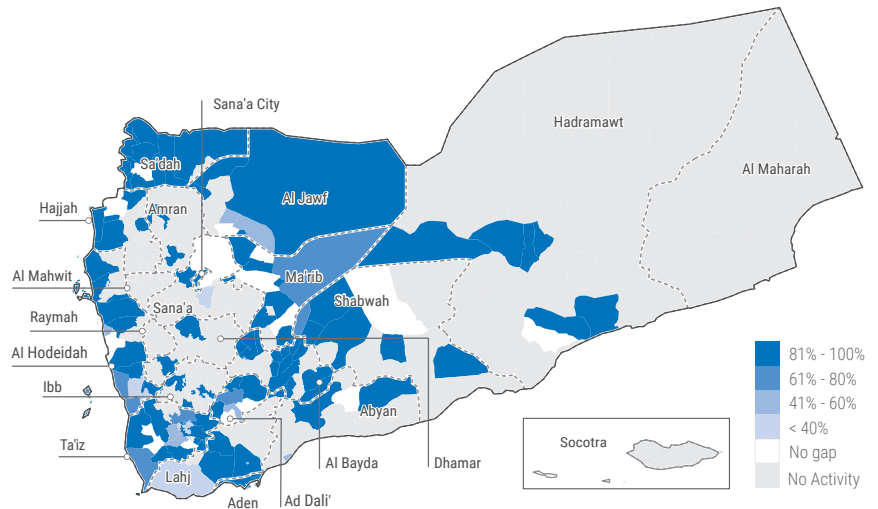
11
ORGANIZATIONS

3.43M
PEOPLE TARGETED

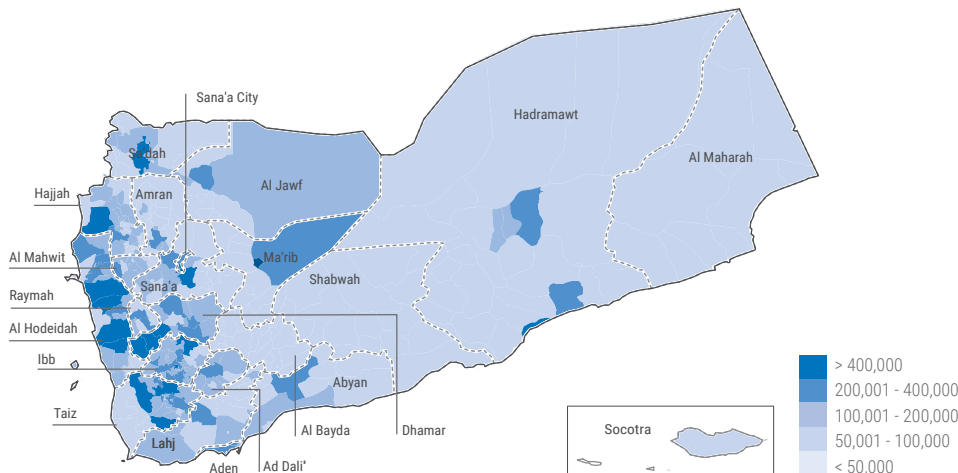
0.55M
PEOPLE REACHED

MEN 0.88M
WOMEN 0.87M
BOYS 0.85M
GIRLS 0.84M

MEN 0.07M
WOMEN 0.06M
BOYS 0.24M
GIRLS 0.18M



INTER-CLUSTER PEOPLE IN NEED (PIN)



The boundaries and names shown and the designations used on maps do not imply official endorsement or acceptance by the United Nations. Discrepancies between topline figures and breakdowns are due to rounding adjustments. (1) No data provided by Mine Action sub-cluster from August to December.