

# Cox's Bazar, Bangladesh | Joint Response Plan (JRP- 2023) Dashboard

## Yearly Achievement (January to December 2023)

Rohingya and Bangladeshi host communities remain vulnerable, with overall vulnerability of both populations remain high in 2023 (WFP REVA 6). Food Security Sector (FSS) partners are targeting all Rohingya refugees living inside the 33 camps and 376,530 host community individuals who are most vulnerable in Ukhiya and Teknaf Upazila to improve communities' food security and resilience.

19 E-voucher outlets and 18 Fresh Food Corner were operational across the Ukihya and Teknaf Upazilas located in 33 Rohingya camps. 30% of Rohingya population who are most vulnerable received fresh food voucher assistance (\$3 top up) to purchase additional food from FFCs.



### PEOPLE IN NEED / TARGETED

**914, 976** Rohingya individuals\*  
**376, 530** host community

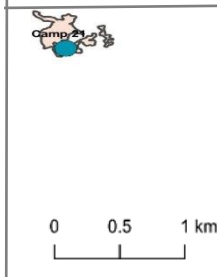
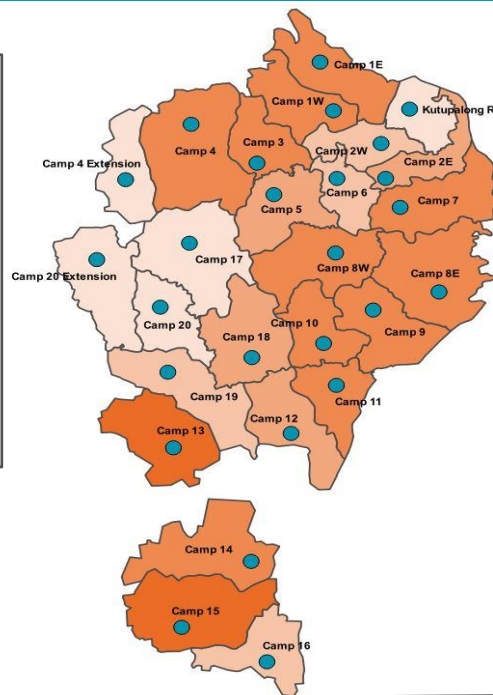
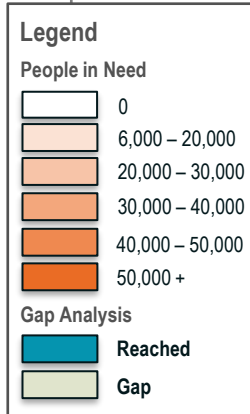
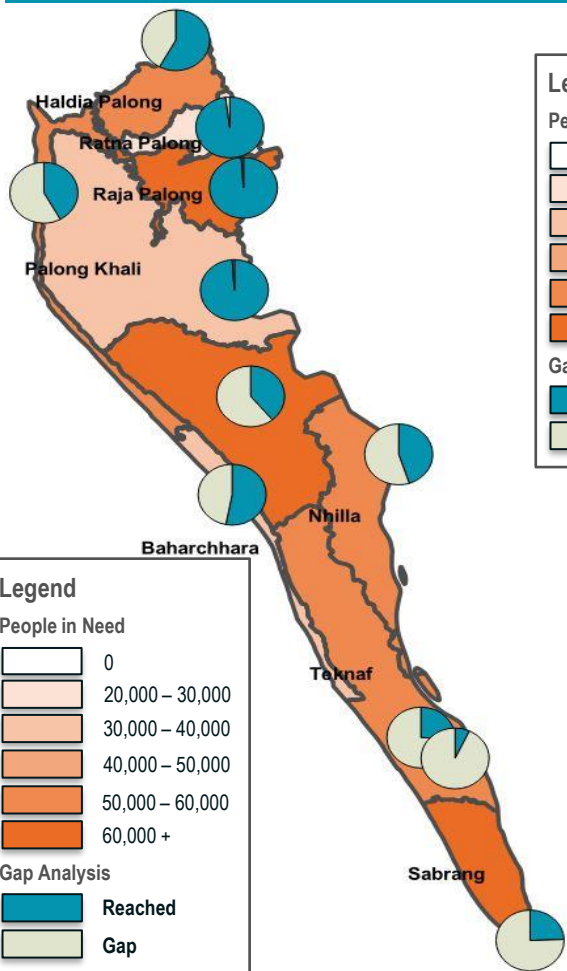


individuals  
**FUNDING STATUS**  
Total requirement: US\$ **234.8 m**

**62%** **38%**

- Total requirement funded
- Gap (total requirement minus US\$ funded)

## JOINT RESPONSE PLAN MAP



### SECTOR OBJECTIVE

**SO1** Ensure and sustain the timely provision of life-saving nutrition-sensitive food assistance including school feeding for Rohingya refugee /communities /FDMNs.

Target: **914, 976** individuals\*

**100%**

- Reached during the reporting month
- Gap (target minus reached)

**SO2** Support food security resiliency of Rohingya refugee /communities /FDMN through climate-sensitive food production in a stressed environment with early warning and early actions

Target: **914, 976** individuals\*

**31%** **69%**

- Reached during the reporting month
- Gap (target minus reached)

**SO3** Strengthen household food security and nutrition of the host and local communities through climate-smart agricultural production, agro-processing, market linkages, resilient income opportunities, school feeding and disaster response preparedness with early actions.

Target: **376, 530** individuals

**27%** **73%**

- Reached during the reporting month
- Gap (target minus reached)

**SO4** Improve the socio-economic status of the host and local communities by enhancing the capacity to manage natural resources and disaster risks sustainably, while addressing climate change impacts.

Target: **376, 530** individuals

**95%** **5%**

- Reached during the reporting month
- Gap (target minus reached)

### RESPONSE

**SO1 Reached: 914, 976** individuals

**100%**

- Electronic Voucher

**SO2 Reached: 628, 809** individuals

**79%** **9%** **1%** **11%**

- On firm
- CFW
- livestock & Fisheries
- Awareness

**SO3 Reached: 273, 546** individuals

**49%** **4%** **12%** **35%**

- On firm
- CFW
- Livestock & fisheries
- Awareness

**SO4 Reached: 18, 408** individuals

**72%** **28%**

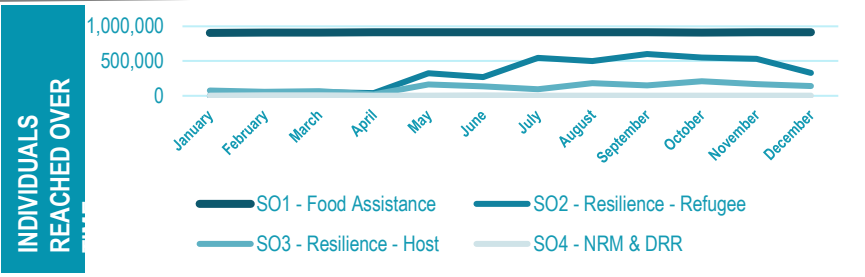
- NRM
- DRR

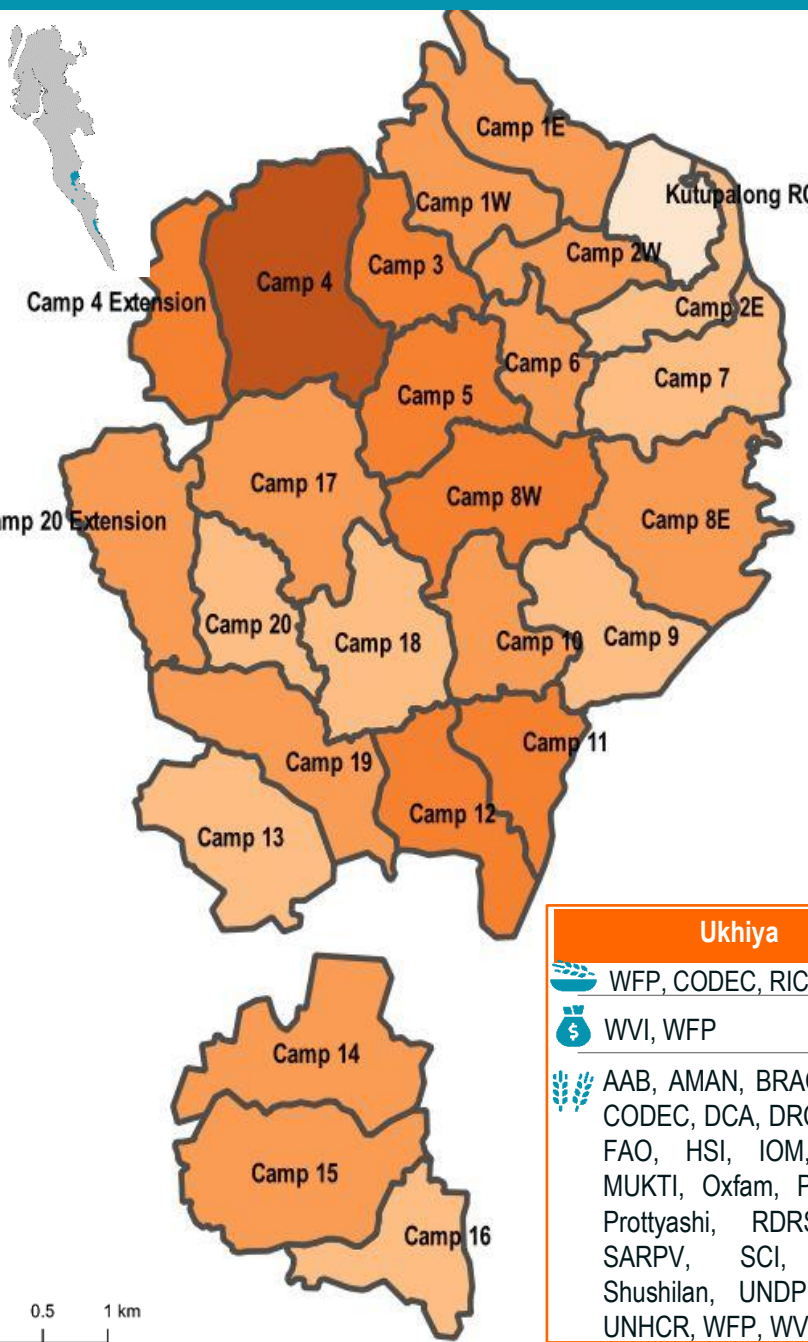
### PARTNERS OPERATIONAL (Program and Implementing)

**44** partners

**18** **21** **5**

■ NNGO ■ INGO ■ UN





**Northern Teknaf** 8

- WFP, BRAC
- No organization
- AAB, BRAC, CODEC, CNRS, CWW, SARPV, UNHCR, WFP


This map reflects the number of programme partners who reported activities to the Food Security Sector through 5Ws tool during this reporting period. Partners are grouped by partners who reported food assistance, transfers, and self-reliance support.

**Legend**

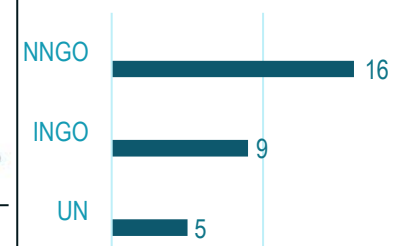
- Food assistance
- Cash Transfers
- Resilience

**# of partners**

- 0
- 1-3
- 4-6
- 7-9
- 10+



**Partners by type of organization**



**Total number of partners** 30


AAB, AMAN, BRAC, CODEC, CWW, CNRS, DRC, DCA, ESDO, FAO, FIVDB, HSI, IOM, Mukti, OBAT, Oxfam, PRANTIC, Protyashi, RIC, RDRS, SHED, SARPV, SCI, Shushilan, Uttaran, UNDP, UNHCR, WVI, WFP, YPSA

**Ukhiya** 28

- WFP, CODEC, RIC, YPSA
- WVI, WFP
- AAB, AMAN, BRAC, CWW, CODEC, DCA, DRC, ESDO, FAO, HSI, IOM, OBAT, MUKTI, Oxfam, PRANTIC, Protyashi, RDRS, RIC, SARPV, SCI, SHED, Shushilan, UNDP, Uttran, UNHCR, WFP, WVI, YPSA

**Southern Teknaf** 18

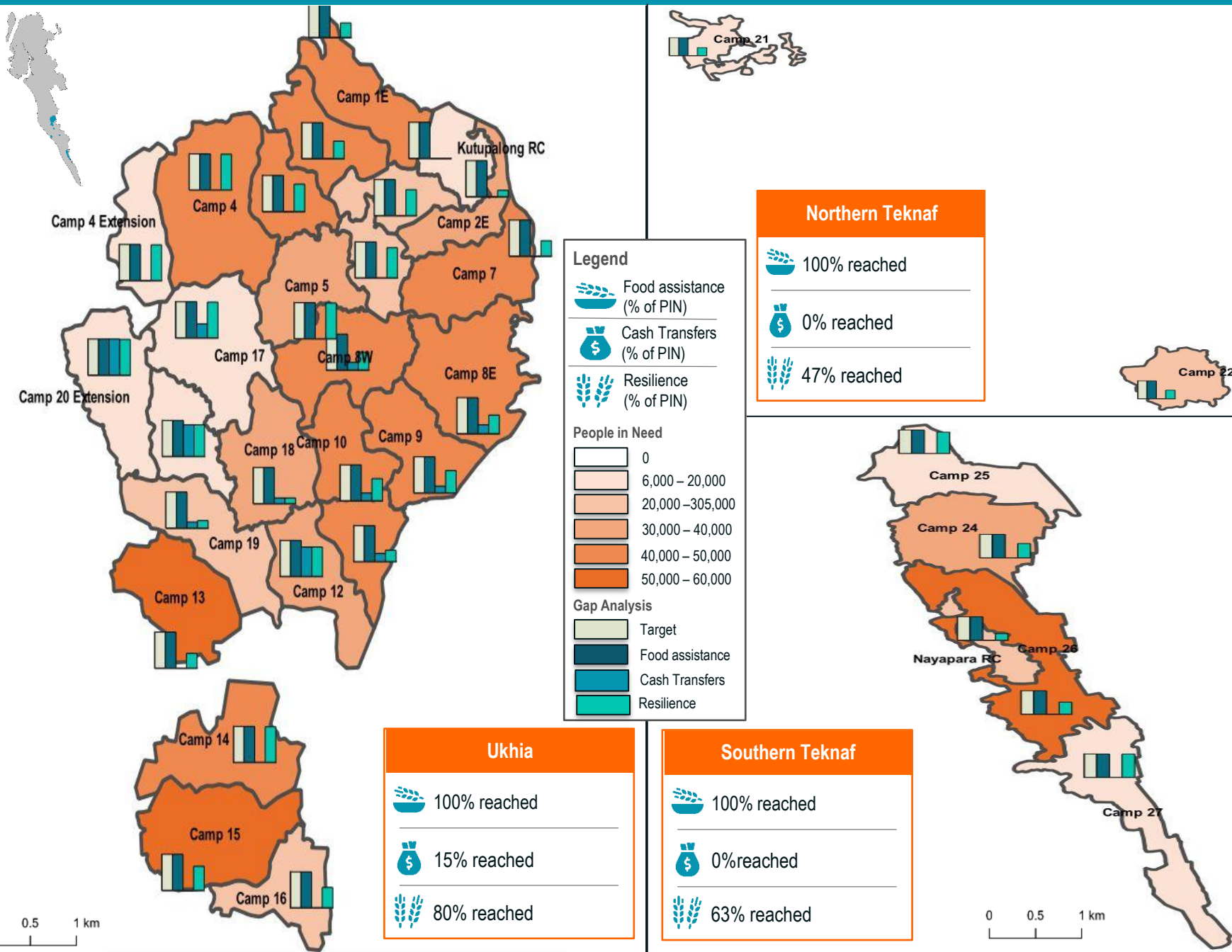
- WFP, BRAC
- No organization
- AAB, AMAN, BRAC, CWW, CODEC, CNRS, DCA, FAO, FIVDB, HSI, IOM, Mukti, SARPV, SHED, Uttaran, UNHCR, WFP, WVI



**Total number of donors** 20

Al Imdaad Foundation - UK, Al Imdaad Foundation - SA, CANADA, DANIDA, DFAD, GAC, HISI, HHRD-USA, ILO, IRISH, LWF, MFAT, OBAT, Pooled Funding, PRM, SIDA, USDA, USG/BPRM, World Bank, WV Hong Kong





**PEOPLE IN NEED / TARGETED**  
186,613 households  
914,976 individuals

Source: UNHCR population database and WFP GFA achievement figure.

**HOUSEHOLDS REACHED**  
186,613 households

**INDIVIDUALS REACHED**  
914,976 individuals



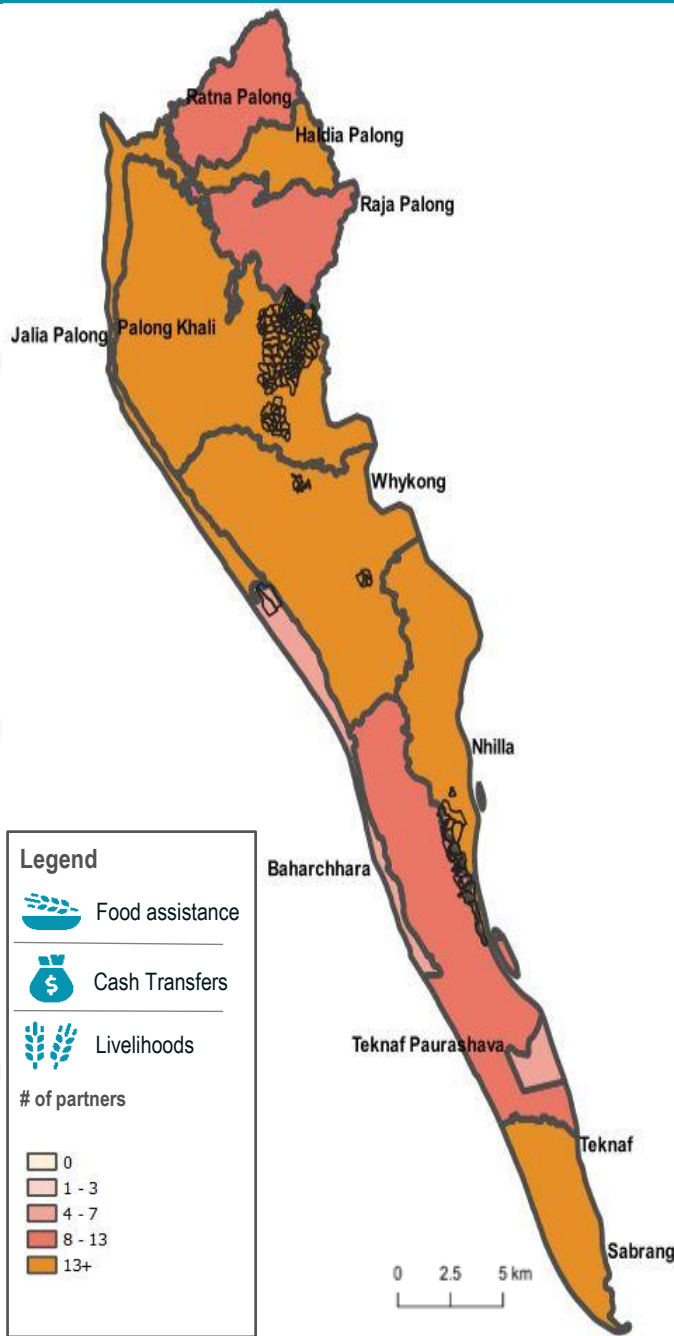
186,613 households reached

21,440 households reached

125,761 households reached

The map shows the number of People in Need (PIN) of assistance in all 33 Rohingya refugee camps. The histograms represent level of achievements against the PIN by assistance type compared to targets set out in Food Security Sector's Sector Objective 1 and 2 of the Joint Response Plan 2023.

In line with [JRP2023](#), FSS is targeting all refugee individuals with monthly blanket food assistance to meet their essential needs and support refugee by providing resilience activity support.



**Jalia Palong - Ukhia 14**

- BITA, DRC, PIB, IOM, UP, Shushilan, WFP
- AF, BRAC, BITA, CWW, DRC, ESDO, FAO, RIC, PIB, Shushilan, Prottiyashi, UP, WFP, Worldfish

**Palong Khali - Ukhia 17**

- HIS, MUKTI, OXFAM, Prottiyashi, Prantic, Shushilan, WFP
- AF, BRAC, CNRS, DRC, ESDO, FAO, HSI, IC net, Mukti, Oxfam, Prantic, Prottiyashi, RIC, UNHCR, Shushilan, WFP, WorldFish

**Baharchhara - Teknaf 7**

- BITA, FIVDB, PIB, Shushilan, WFP
- BRAC, BITA, FIVDB, CODEC, PIB, Shushilan, WFP

**Ratna Palong - Ukhia 18**

- BITA, IOM, PIB, RDRS, UP, Shushilan, WFP
- AF, BITA, CWW, FAO, IOM, Tdh, SARPV, Mukti, PIB, Prottiyashi, RDRS, RIC, Shushilan, SARPV, UP, VSO, WFP, WorldFish

**Whykong - Teknaf 16**

- Cordaid, GIZ, Oxfam, PIB, Mukti, YPSA, Shushilan, WFP
- BRAC, Cordaid, CNRS, CODEC, FAO, GIZ, HSI, IVY, Oxfam, PIB, Mukti, Shushilan, Uttaran, UNHCR, WFP, YPSA

**Sabrang - Teknaf 15**

- ACF, Cordaid, GIZ IOM, UP, Oxfam, PIB, YPSA, Shushilan, WFP
- ACF, CODEC, CNRS, Cordaid, FAO, GIZ, IOM, Oxfam, PIB, Shushilan, UNHCR, UP, VSO, WFP, YPSA

**Teknaf - Teknaf 10**

- Cordaid, FIVDB, GIZ, IOM, UP, Shushilan, WFP, PIB
- Cordaid, CODEC, FAO, FIVDB, GIZ, IOM, PIB, Shushilan, UP, WFP

**Haldia Palong - Ukhia 13**

- HSI, Mukti, Oxfam, Prottiyashi, RDRS, Shushilan, WFP
- AF, CWW, FAO, HSI, Mukti, Prottiyashi, Oxfam, RDRS, RIC, Shushilan, WorldFish, SARPV, WFP

**Raja Palong - Ukhia 13**

- HIS, MUKTI, Prantic, Shushilan, Prottiyashi, WFP
- AF, BRAC, DRC, FAO, HSI, Mukti, OBAT, Prottiyashi, PRANTIC, RIC, Shushilan, UNHCR, WFP,

**Nhilla - Teknaf 16**

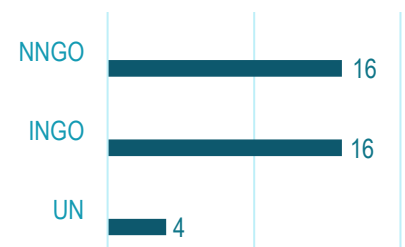
- PIB, YPSA, Shushilan, WFP
- BRAC, CNRS, CODEC, DCA, FAO, FIVDB, HSI, Oxfam, PIB, IVY, Mukti, Shushilan, Uttaran, UNHCR, WFP, YPSA

**Teknaf Paurashava 7**

- BITA, FIVDB, PIB
- BITA, CODEC, FIVDB, IOM, PIB, UP, WFP

This map reflects the number of programme partners who reported activities to the Food Security Sector through 5Ws tool during this reporting period. Partners are grouped by partners who reported food assistance, cash and voucher assistance, and livelihood support.

**Partners by type of organization**

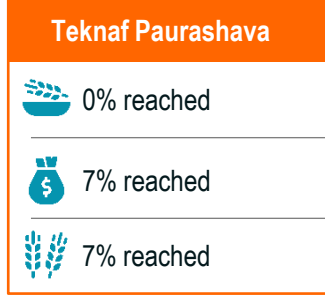
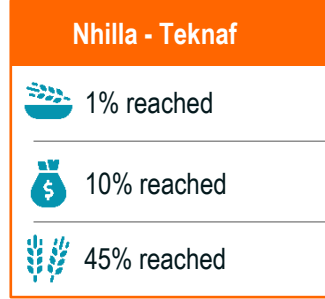

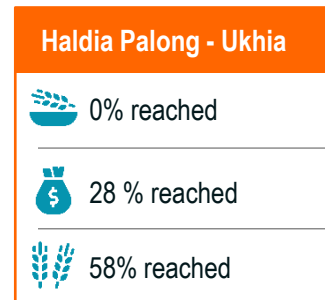
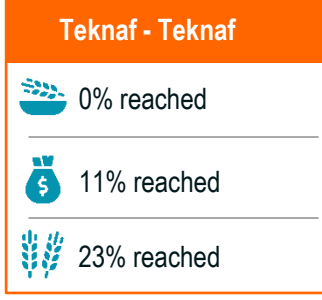
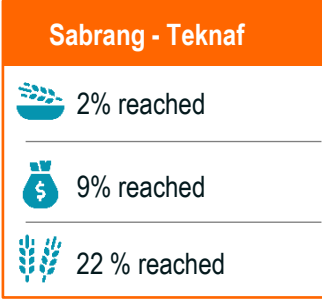

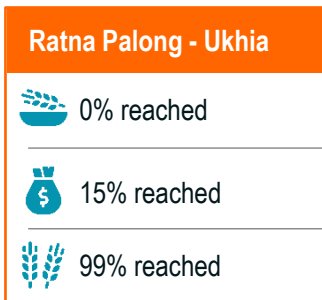

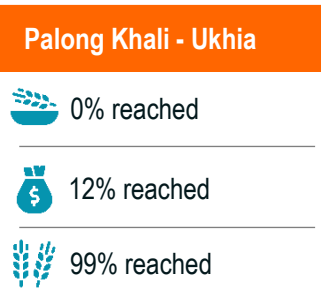
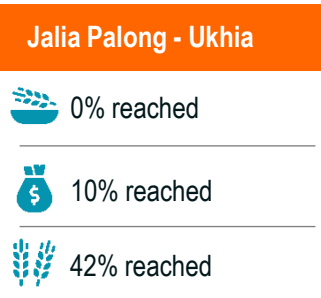
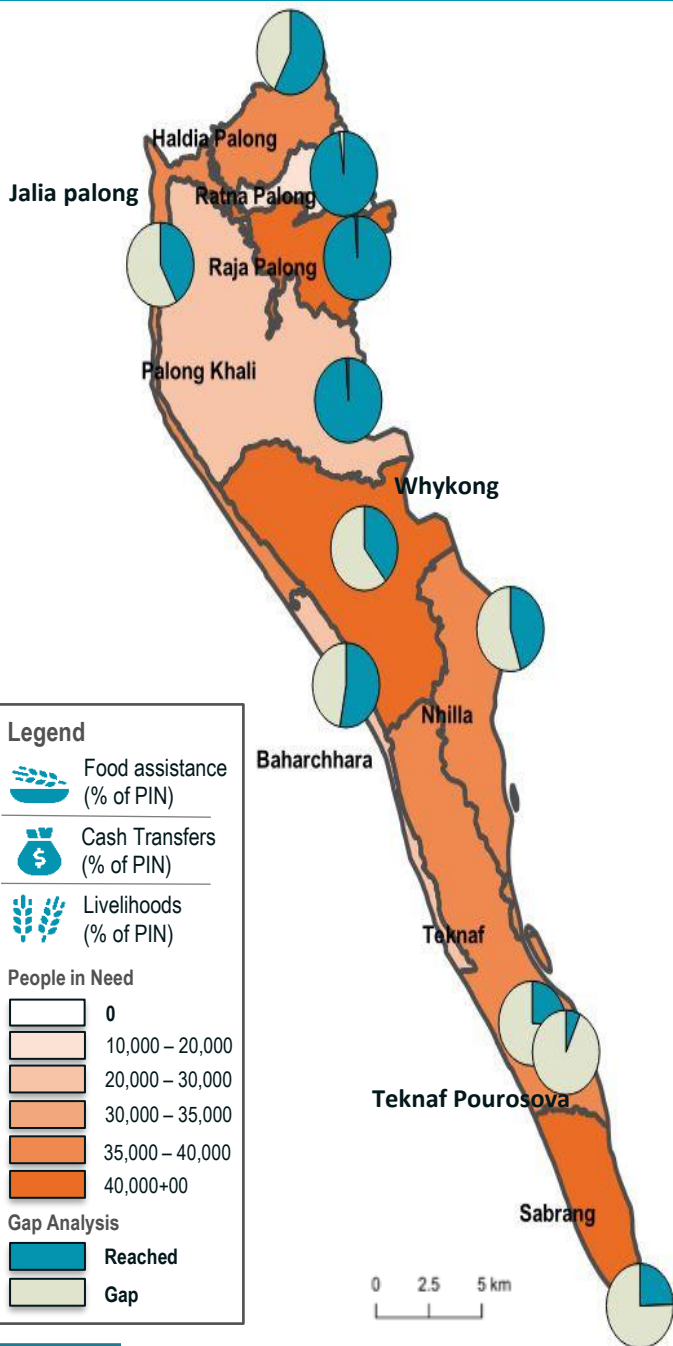


**Total number of partners 36**

ACF, AF, BRAC, BITA, CODEC, Cordaid, CWW, CNRS, DCA, DRC, ESDO, FAO, FIVDB, IC Net, IOM, IVY, GIZ, HSI, Mukti, OBAT, OXFAM, PIB, Prantic, Prottiyashi, RDRS, RIC, SARPV, Shushilan, TDH, UNHCR, Uttaran, UP, WorldFish, VSO, WFP, YPSA

**Total number of donors 23**

Australian Aid, ACF, GSRD & VSO, BMZ, CANADA, DANIDA, DFAT-(AHP), Dick smith and oxfam, GAC, GFFO, ILO, IRISH, JICA, LWF, Ministry of Foreign Affairs of Japan, OBAT Helpers Inc. USA, Oxfam, Pooled fund, PRM, SIDA, USAID, USDA, USG/ BPRM,

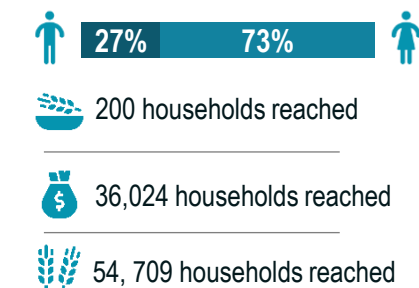


**PEOPLE IN NEED / TARGETED**  
67,656 households  
378,715 individuals

**HOUSEHOLDS REACHED**  
54,709 households\*

**INDIVIDUALS REACHED**  
273,546 individuals\*

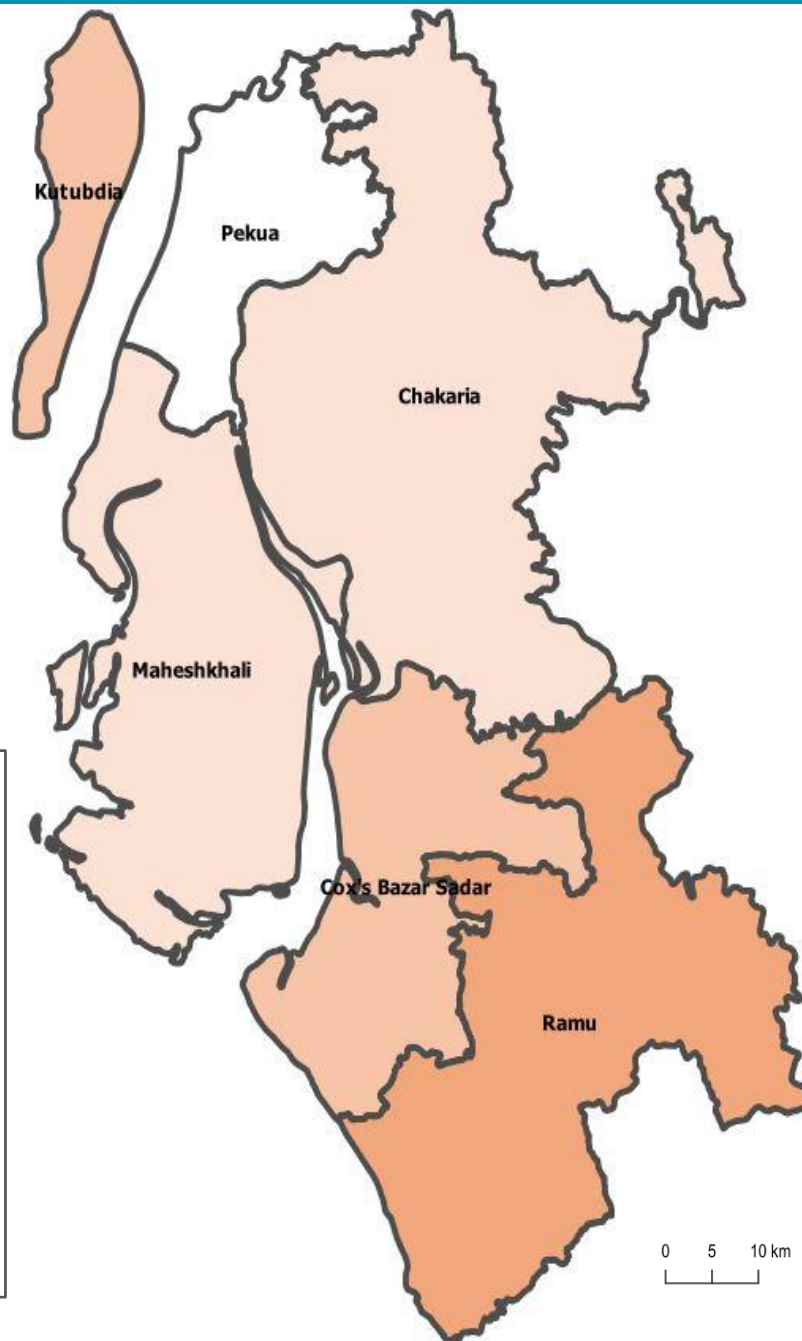
\*sum of reported unique households reached per partner organization



The map shows the number of people in need of assistance in Ukhia and Teknaf Upazilas of Cox's Bazar District by union. The pie charts represent level of monthly achievements by 36 reporting partners compared to targets set out in Food Security Sector's Sector Objective 3 of the Joint Response Plan 2023.

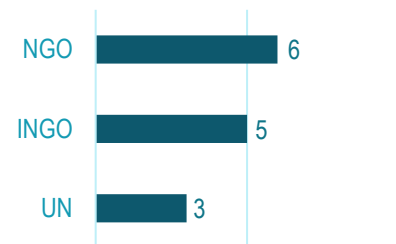
In line with **JRP2023**, FSS is targeting 378,715 individuals who are most vulnerable and most at risk of food insecurity with on-farm and off-farm livelihood support and cash and voucher assistance to build their resilience.





This map reflects the number of programme partners who reported activities to the Food Security Sector through 5Ws tool during this reporting period. Partners are grouped by partners who reported food assistance, cash and voucher assistance, and livelihood support.

**Partners by type of organization**



**Total number of partners** 14

CAID, DSK, FAO, IOM, Mukti, Oxfam, Shushilan, Prottiyashi, VSO, RDRS, RIC, UP, WFP, WF

**Total number of donors** 11

Australian Aid, Canada, GAC, ILO, LWF, Muslim Hand, Pooled fund, SIDA, UKAID, USAID, USDA

**Kutubdia** 5

- No partner
- No partner
- FAO, IOM, RIC, UP, WFP

**Maheshkhali** 3

- Food assistance
- RDRS
- IOM, RDRS, UP

**Cox's Bazar Sadar** 6

- No partner
- FAO, IOM, Mukti, Oxfam, RDRS, UP

**Legend**

- Food assistance
- Cash Transfers
- Livelihoods

**# of programme partners**

- 0
- 1 - 3
- 4 - 7
- 8 - 13
- 13+

**Pekua** 0

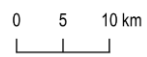
- No partner
- No partner
- No partner

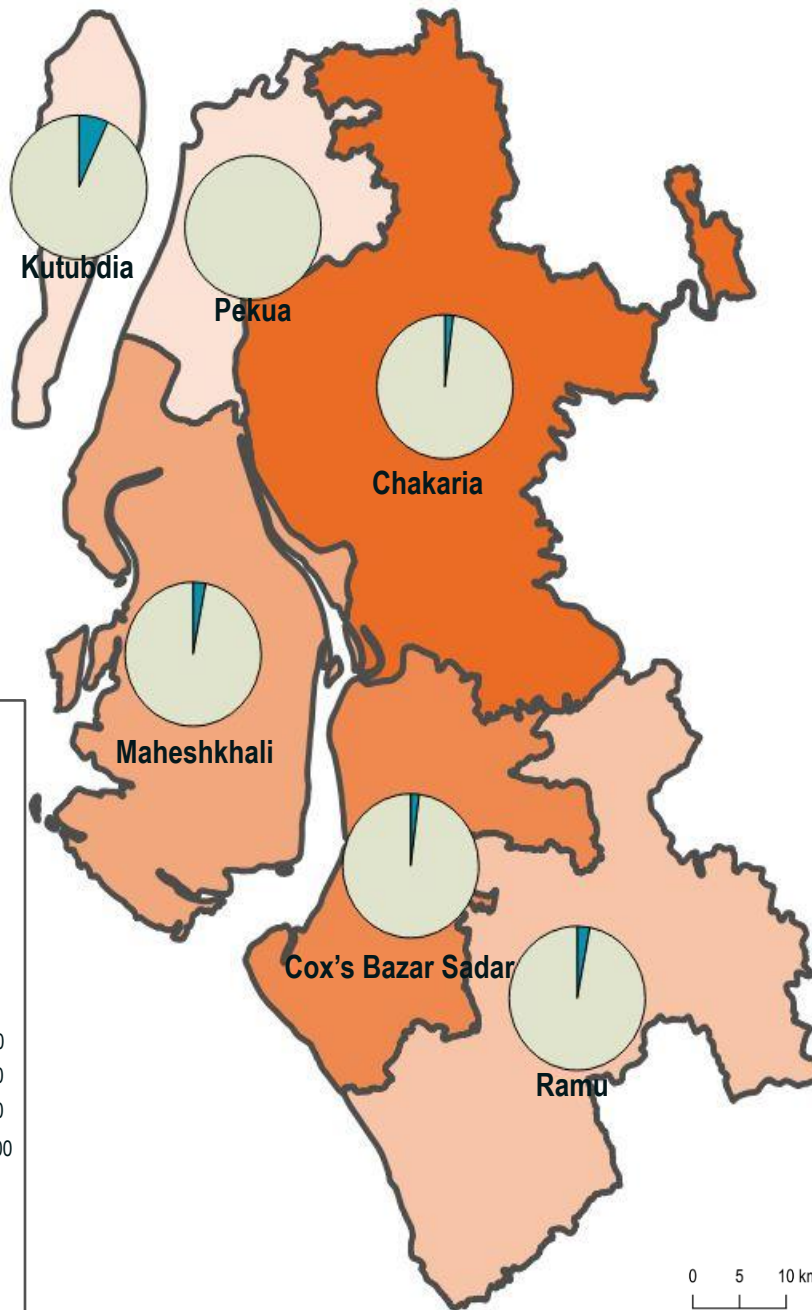
**Chakaria** 4

- No partner
- No partner
- IOM, Prottiyashi, UP, WF


**Ramu** 9

- AMAN
- CAID, DSK, RDRS
- CAID, DSK, FAO, Mukti, Shushilan, Prottiyashi, VSO, RDRS, WF

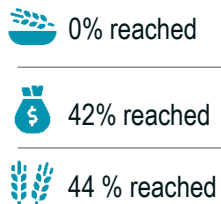





### Kutubdia



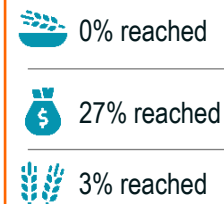
### Maheshkhali



### Cox's Bazar Sadar



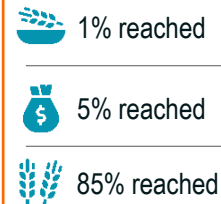
### Pekua




### Chakaria



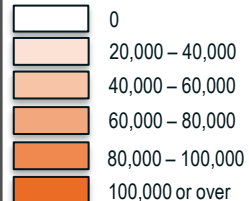
### Ramu




#### Legend



#### People in Need



#### Gap Analysis



**PEOPLE IN NEED / TARGETED**  
115,735 households  
629,297 individuals



**HOUSEHOLDS REACHED**  
17,244 households

**INDIVIDUALS REACHED**  
86,218 individuals



0 households reached

1298 households reached

17,244 households reached

The map shows the number of people in need of assistance in northern Upazilas of Cox's Bazar District which is outside of areas targeted by the Joint Response Plan 2023. The pie charts represent level of monthly achievements by 14 reporting partners compared to the People in Need.

According to the poverty levels in each Upazila outlined in the District Development Plan and taking COVID-19 impacts into consideration, FSS identified 629,297 individuals as people who are at risk of food insecurity.