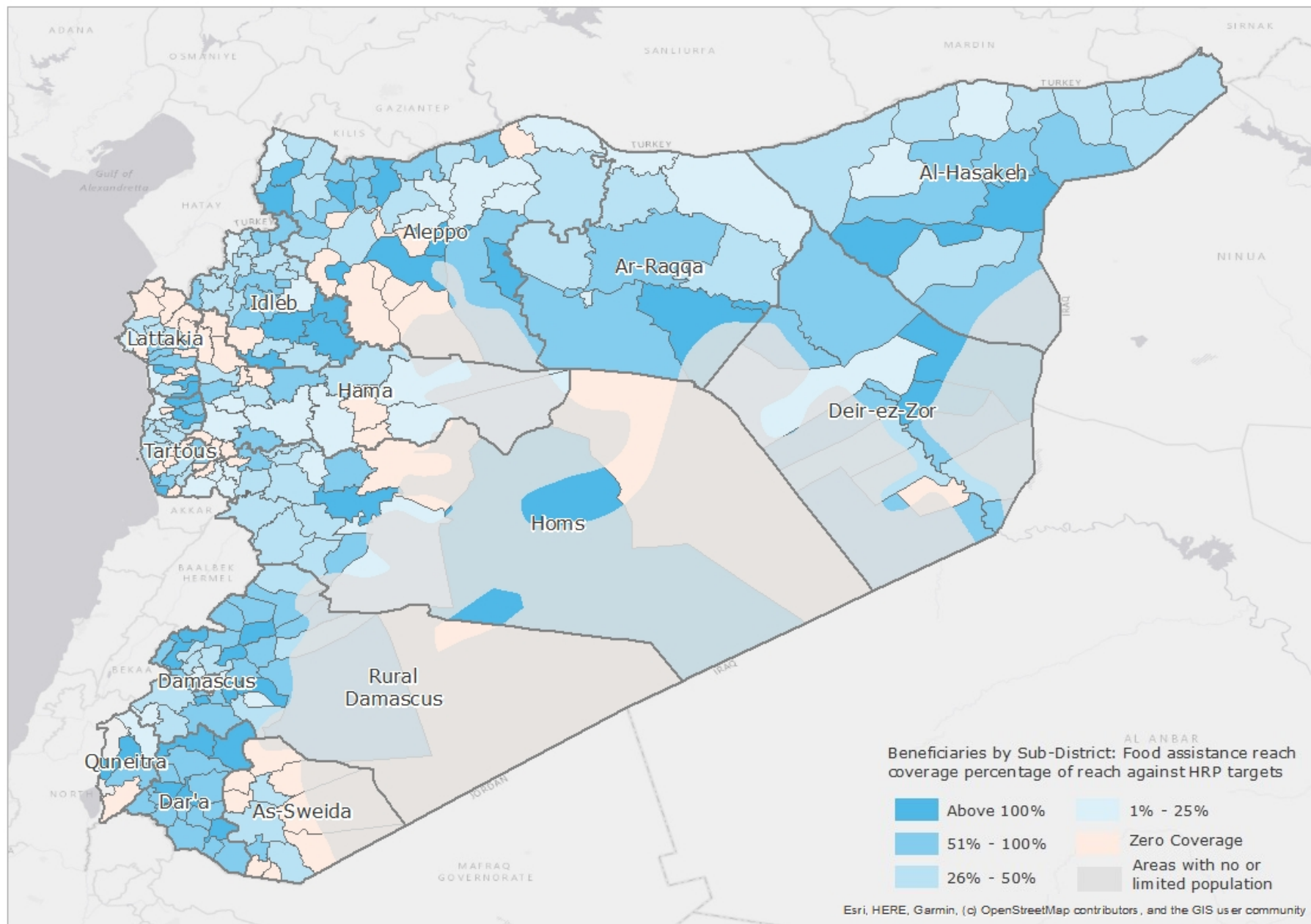


Syria: Sector Objective 1 – Food Assistance Dashboard

SO 1: To Scale-up and sustain minimum food consumption needs through life-saving and life-sustaining food assistance.

Nov 2023

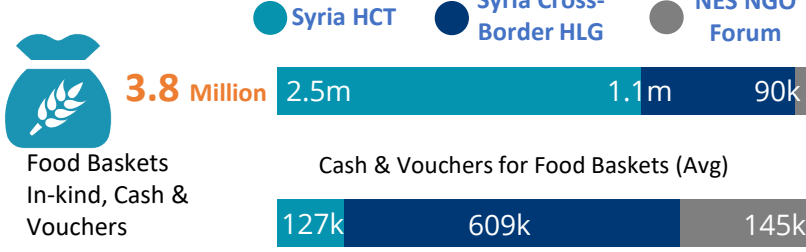


PEOPLE IN NEED 2023
15 Million
 HNO 2022 13.9 M
 HNO 2021 13.2 M
 HNO 2020 9.8 M

OVERALL SO1 TARGET 2023
13.4 Million
 Food Baskets (In-kind, Cash, Voucher) 11.2 M
 Emergency Response 2.2 M

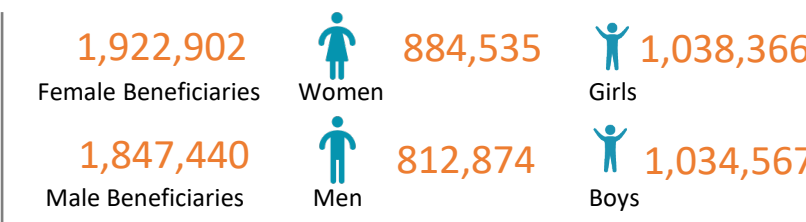
FOOD AND LIVELIHOODS

NUMBER OF BENEFICIARIES REACHED

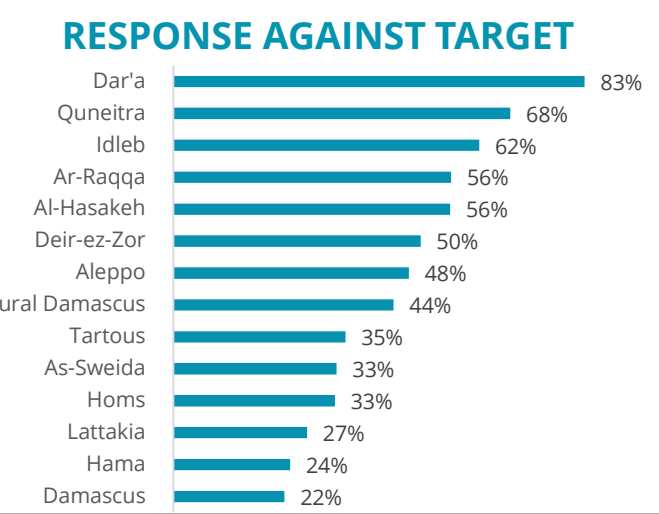



** Supplementary Food Baskets

BENEFICIARY BREAKDOWN



CASH AND VOUCHER FOOD BASKET SUPPORT PERCENTAGE OF TOTAL RESPONSE PER HUB



PARTNERS

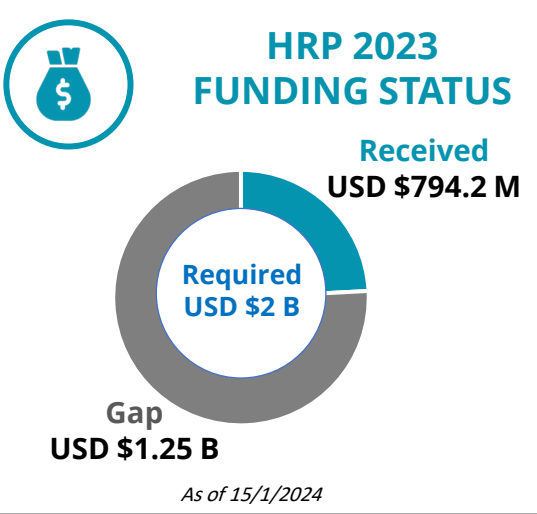
24 (Inc.: WFP, UNRWA)

12	9	3
INGO	National NGO	UN

The above are reporting partners.
 HRP partners: 20

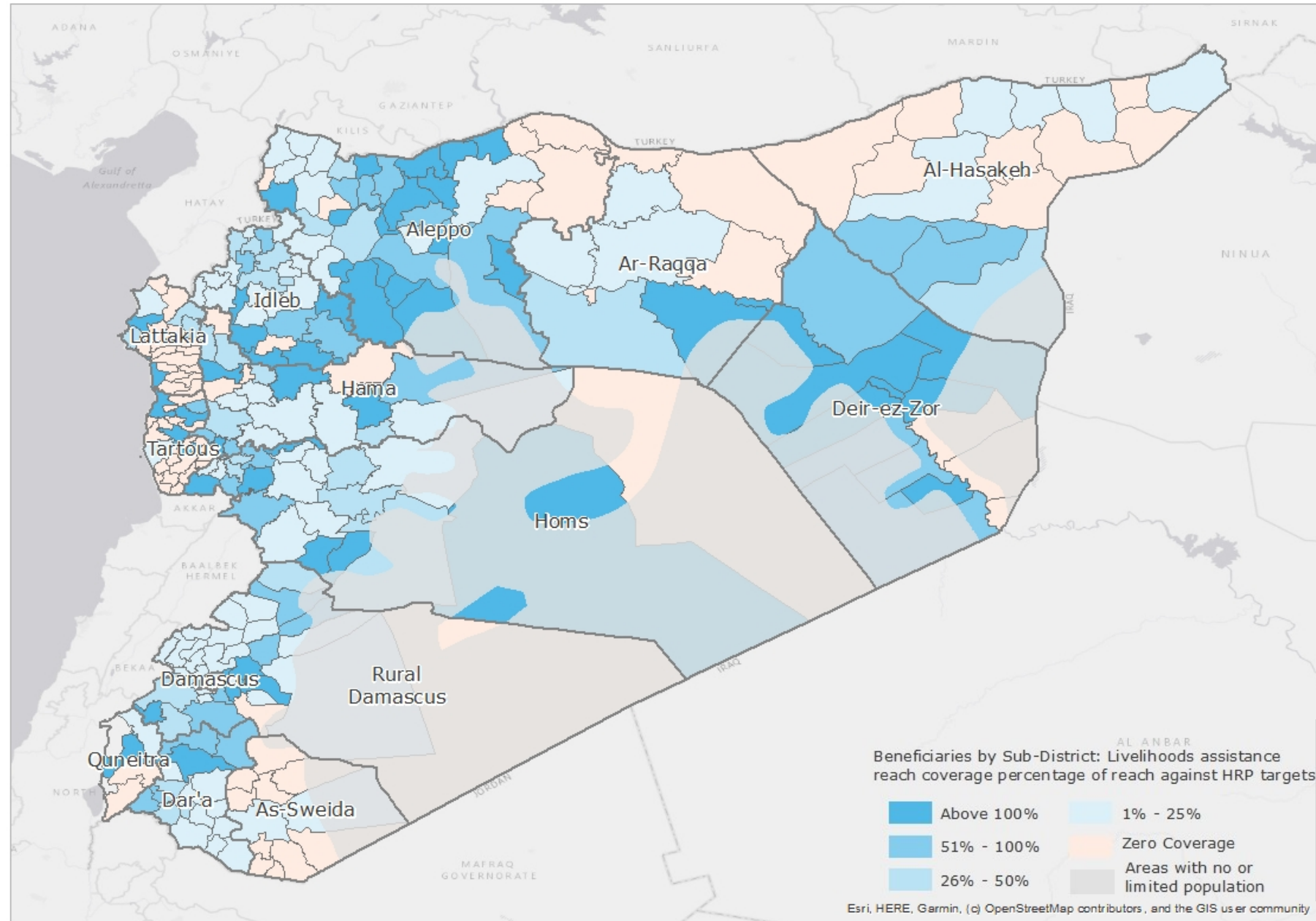
3,732,187 HRP Partners Food Baskets Beneficiaries

38,155 Non-HRP Partners Food Baskets Beneficiaries



Syria: Sector Objective 2 & 3 – Livelihoods Ass. Dashboard | Jan – Dec 2023

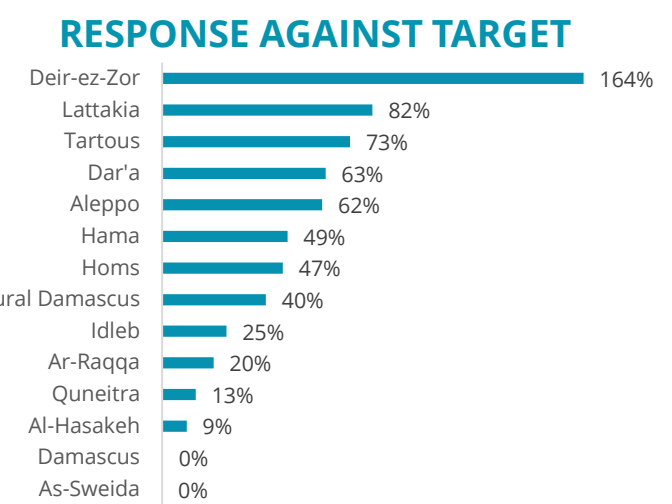
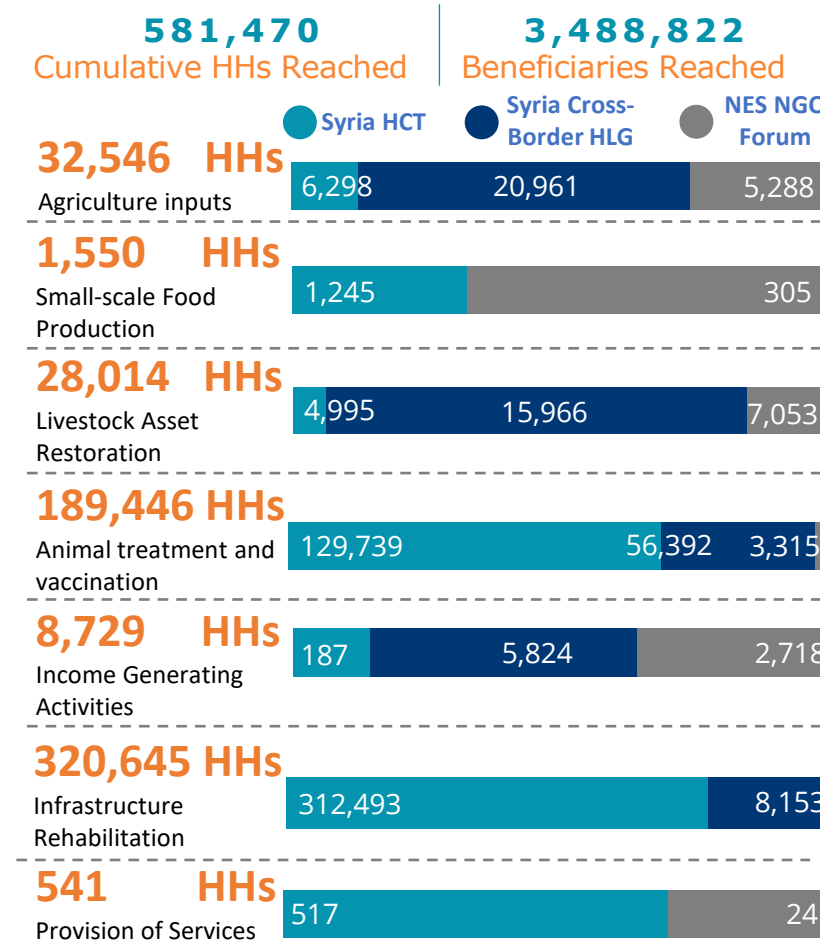
SO 2: Support self-reliance of affected households by protecting and building productive assets and restoring or creating income generating opportunities to save and sustain lives.
 SO 3: To improve communities' resilience and capacity to sustain households' livelihoods by improving linkages with value chain through the light rehabilitation of productive and economic infrastructure.



PEOPLE IN NEED 2023
15 Million
 HNO 2021 13.2 M
 HNO 2020 9.8 M
 HNO 2019 9.0 M

OVERALL SO 2 & 3 TARGET 2023
7.3 Million
 Sector Obj. 2 Target 5.8 M
 Sector Obj. 3 Target 1.5 M

FOOD AND LIVELIHOODS NUMBER OF HOUSEHOLDS REACHED



PARTNERS

50 (Inc.: FAO, WFP)

14 National NGO	32 INGO	1 Red Cross	3 UN
-----------------	---------	-------------	------

The above are reporting partners. HRP partners: 39

HRP Partners Agriculture-based Livelihoods Beneficiaries: **428,569** HHs

Non-HRP Partners Agriculture-based Livelihoods Beneficiaries: **152,902** HHs

